


# UT 4-MTD-PE/S - Protective conductor terminal block



3046207

<https://www.phoenixcontact.com/us/products/3046207>

Please be informed that the data shown in this PDF document is generated from our online catalog. Please find the complete data in the user documentation. Our general terms of use for downloads are valid.



Protective conductor terminal block, number of connections: 2, connection method: Screw connection, cross section: 0.14 mm<sup>2</sup> - 6 mm<sup>2</sup>, mounting type: NS 35/7,5, NS 35/15, color: green-yellow

## Your advantages

- Globally recognized: Internationally proven screw connection
- Maintenance-free and vibration-resistant thanks to the patented Reakdyn principle
- Meet the requirements of DIN EN 60947-7-2 or IEC 60947-7-2 for protective conductor connections
- High level of safety thanks to the low-resistance connection to the ground potential via the top-hat rail
- Direct contacting with the DIN rail enables fast, error-free grounding without additional wiring effort.
- Full flexibility thanks to the standardized CLIPLINE complete bridging, marking, and testing accessories

## Commercial data

Item number	3046207
Packing unit	50 pc
Minimum order quantity	50 pc
Sales key	BE01
Product key	BE1121
GTIN	4017918956608
Weight per piece (including packing)	27.148 g
Weight per piece (excluding packing)	26.905 g
Customs tariff number	85369010
Country of origin	PL

# UT 4-MTD-PE/S - Protective conductor terminal block



3046207

<https://www.phoenixcontact.com/us/products/3046207>

## Technical data

### Product properties

Product type	Ground terminal block
Product family	UT
Number of connections	2
Number of rows	1

### Insulation characteristics

Overvoltage category	III
Degree of pollution	3

### Electrical properties

Rated surge voltage	8 kV
Maximum power dissipation for nominal condition	1.02 W

### Connection data

Grounding foot	Yes
Number of connections per level	2
Nominal cross section	4 mm <sup>2</sup>

### Level 1 above 1 below 1

Connection method	Screw connection
Screw thread	M3
Note	Please observe the current carrying capacity of the DIN rails.
Tightening torque	0.6 ... 0.8 Nm
Stripping length	9 mm
Connection in acc. with standard	IEC 60947-7-2
Conductor cross-section rigid	0.14 mm <sup>2</sup> ... 6 mm <sup>2</sup>
Cross section AWG	26 ... 10 (converted acc. to IEC)
Conductor cross-section flexible	0.14 mm <sup>2</sup> ... 6 mm <sup>2</sup>
Conductor cross-section, flexible [AWG]	26 ... 10 (converted acc. to IEC)
Conductor cross-section flexible ultrasound-compressed	0.34 mm <sup>2</sup> ... 6 mm <sup>2</sup>
Conductor cross-section, flexible [AWG] ultrasound-compressed	22 ... 10 (converted acc. to IEC)
Conductor cross-section flexible (ferrule without plastic sleeve)	0.14 mm <sup>2</sup> ... 4 mm <sup>2</sup>
Flexible conductor cross-section (ferrule with plastic sleeve)	0.14 mm <sup>2</sup> ... 4 mm <sup>2</sup>

### Ex data

#### Rated data (ATEX/IECEx)

Identification	Ⓔ II 2 GD Ex eb IIC Gb
Operating temperature range	-60 °C ... 110 °C
Ex-certified accessories	1205053 SZS 0,6X3,5 3022276 CLIPFIX 35-5 3022218 CLIPFIX 35

# UT 4-MTD-PE/S - Protective conductor terminal block



3046207

<https://www.phoenixcontact.com/us/products/3046207>

Torque range for PE foot	0.6 Nm ... 0.8 Nm
output	(Permanent)

## Ex connection data General

Torque range	0.6 Nm ... 0.8 Nm
Nominal cross section	4 mm <sup>2</sup>
Rated cross section AWG	12
Connection capacity rigid	0.14 mm <sup>2</sup> ... 6 mm <sup>2</sup>
Connection capacity AWG	26 ... 10
Connection capacity flexible	0.14 mm <sup>2</sup> ... 4 mm <sup>2</sup>
Connection capacity AWG	26 ... 12

## Dimensions

Width	6.2 mm
Height	57.8 mm
Depth on NS 35/7,5	47.5 mm
Depth on NS 35/15	55 mm

## Material specifications

Color	green-yellow
Flammability rating according to UL 94	V0
Insulating material group	I
Insulating material	PA
Static insulating material application in cold	-60 °C
Temperature index of insulation material (DIN EN 60216-1 (VDE 0304-21))	130 °C
Relative insulation material temperature index (Elec., UL 746 B)	130 °C
Fire protection for rail vehicles (DIN EN 45545-2) R22	HL 1 - HL 3
Fire protection for rail vehicles (DIN EN 45545-2) R23	HL 1 - HL 3
Fire protection for rail vehicles (DIN EN 45545-2) R24	HL 1 - HL 3
Fire protection for rail vehicles (DIN EN 45545-2) R26	HL 1 - HL 3
Calorimetric heat release NFPA 130 (ASTM E 1354)	28 MJ/kg
Surface flammability NFPA 130 (ASTM E 162)	passed
Specific optical density of smoke NFPA 130 (ASTM E 662)	passed
Smoke gas toxicity NFPA 130 (SMP 800C)	passed

## Mechanical properties

### Mechanical data

Open side panel	No
-----------------	----

## Environmental and real-life conditions

### Ambient conditions

Ambient temperature (operation)	-60 °C ... 110 °C (Operating temperature range incl. self-heating; for max. short-term operating temperature, see RTI Elec.)
---------------------------------	------------------------------------------------------------------------------------------------------------------------------

# UT 4-MTD-PE/S - Protective conductor terminal block



3046207

<https://www.phoenixcontact.com/us/products/3046207>

Ambient temperature (storage/transport)	-25 °C ... 60 °C (for a short time, not exceeding 24 h, -60 °C to +70 °C)
Ambient temperature (assembly)	-5 °C ... 70 °C
Ambient temperature (actuation)	-5 °C ... 70 °C
Permissible humidity (operation)	20 % ... 90 %
Permissible humidity (storage/transport)	30 % ... 70 %

## Standards and regulations

Connection in acc. with standard	IEC 60947-7-2
----------------------------------	---------------

## Mounting

Mounting type	NS 35/7,5
	NS 35/15

# UT 4-MTD-PE/S - Protective conductor terminal block



3046207

<https://www.phoenixcontact.com/us/products/3046207>

## Drawings

Circuit diagram



# UT 4-MTD-PE/S - Protective conductor terminal block



3046207

<https://www.phoenixcontact.com/us/products/3046207>

## Approvals

To download certificates, visit the product detail page: <https://www.phoenixcontact.com/us/products/3046207>

### DNV

Approval ID: TAE00001S9



### IECEE CB Scheme

Approval ID: DE1-63045



### cULus Recognized

Approval ID: E60425

	Nominal voltage $U_N$	Nominal current $I_N$	Cross section AWG	Cross section $mm^2$
B	-	-	26 - 10	-
Multi-conductor connection	-	-	26 - 14	-
C	-	-	26 - 10	-
Multi-conductor connection	-	-	26 - 14	-
D	-	-	26 - 10	-
Multi-conductor connection	-	-	26 - 14	-



### LR

Approval ID: LR24100022TA



### VDE Gutachten mit Fertigungsüberwachung

Approval ID: 40013715

	Nominal voltage $U_N$	Nominal current $I_N$	Cross section AWG	Cross section $mm^2$
keine	-	-	-	0.2 - 4



### CSA

Approval ID: 13631


	Nominal voltage $U_N$	Nominal current $I_N$	Cross section AWG	Cross section $mm^2$
B	-	-	26 - 10	-
C	-	-	26 - 10	-


# UT 4-MTD-PE/S - Protective conductor terminal block





3046207


<https://www.phoenixcontact.com/us/products/3046207>

 <b>ATEX</b> Approval ID: KEMA04ATEX2048U				
	Nominal voltage $U_N$	Nominal current $I_N$	Cross section AWG	Cross section $mm^2$
keine				
Only flexible conductors	-	-	-	0.14 - 4
Only rigid conductors	-	-	-	0.14 - 6

 <b>cUL Recognized</b> Approval ID: E192998				
	Nominal voltage $U_N$	Nominal current $I_N$	Cross section AWG	Cross section $mm^2$
B				
	-	-	26 - 10	-
C				
	-	-	26 - 10	-
D				
	-	-	26 - 10	-

 <b>IECEx</b> Approval ID: IECEx KEM 06.0027U				
	Nominal voltage $U_N$	Nominal current $I_N$	Cross section AWG	Cross section $mm^2$
keine				
Only flexible conductors	-	-	-	0.14 - 4
Only rigid conductors	-	-	-	0.14 - 6

 <b>UL Recognized</b> Approval ID: E192998				
	Nominal voltage $U_N$	Nominal current $I_N$	Cross section AWG	Cross section $mm^2$
B				
	-	-	26 - 10	-
C				
	-	-	26 - 10	-
D				
	-	-	26 - 10	-

 <b>CCC</b> Approval ID: 2020322313000622				
---------------------------------------------------------------------------------------------------------------------------------	--	--	--	--

# UT 4-MTD-PE/S - Protective conductor terminal block



3046207

<https://www.phoenixcontact.com/us/products/3046207>



**UKCA-EX**

Approval ID: DEKRA 21UKEX0304U



**EAC Ex**

Approval ID: KZ 7500525010101950

# UT 4-MTD-PE/S - Protective conductor terminal block



3046207

<https://www.phoenixcontact.com/us/products/3046207>

## Classifications

### ECLASS

ECLASS-13.0	27250103
ECLASS-15.0	27250103

### ETIM

ETIM 10.0	EC000901
-----------	----------

### UNSPSC

UNSPSC 21.0	39121400
-------------	----------

# UT 4-MTD-PE/S - Protective conductor terminal block



3046207

<https://www.phoenixcontact.com/us/products/3046207>

## Environmental product compliance

### EU RoHS

Fulfills EU RoHS substance requirements	Yes
Exemption	6(c)

### China RoHS

Environment friendly use period (EFUP)	EFUP-50
	An article-related China RoHS declaration table can be found in the download area for the respective article under "Manufacturer declaration". For all articles with EFUP-E, no China RoHS declaration table issued and required.

### EU REACH SVHC

REACH candidate substance (CAS No.)	Lead(CAS: 7439-92-1)
SCIP	e534dc78-7dbd-46a6-a5b3-e65c0f0d95ab

Phoenix Contact 2026 © - all rights reserved

<https://www.phoenixcontact.com>

Phoenix Contact USA  
586 Fulling Mill Road  
Middletown, PA 17057, United States  
(+717) 944-1300  
[info@phoenixcon.com](mailto:info@phoenixcon.com)