

UT 4-TG-EX - Disconnect terminal block



3046143

<https://www.phoenixcontact.com/us/products/3046143>

Please be informed that the data shown in this PDF document is generated from our online catalog. Please find the complete data in the user documentation. Our general terms of use for downloads are valid.



Disconnect terminal block, Current and voltage are determined by the plug used., nom. voltage: 500 V, nominal current: 20 A, connection method: Screw connection, Rated cross section: 4 mm², cross section: 0.14 mm² - 6 mm², mounting: NS 35/7,5, NS 35/15, color: gray

Your advantages

- Globally recognized: Internationally proven screw connection
- Maintenance-free and vibration-resistant thanks to the patented Reakdyn principle
- Space savings and flexibility with the connection of two identical conductors
- Long-term stable connections with the use of high-quality materials
- Low self-heating due to high contact forces
- Full flexibility thanks to the standardized CLIPLINE complete bridging, marking, and testing accessories
- Individual and easy assembly with isolating plug, fuse plug, component connector, and feed-through connector

Commercial data

Item number	3046143
Packing unit	50 pc
Minimum order quantity	50 pc
Sales key	BE01
Product key	BE1132
GTIN	4046356919180
Weight per piece (including packing)	13.24 g
Weight per piece (excluding packing)	13.24 g
Customs tariff number	85369010
Country of origin	PL

UT 4-TG-EX - Disconnect terminal block



3046143

<https://www.phoenixcontact.com/us/products/3046143>

Technical data

Notes

General	Current and voltage are determined by the plug used.
---------	--

Product properties

Product type	Disconnect terminal block
Product family	UT
Area of application	Machine building
	Plant engineering
Number of connections	2
Number of rows	1
Potentials	1

Insulation characteristics

Overvoltage category	III
Degree of pollution	3

Electrical properties

Rated surge voltage	6 kV
Maximum power dissipation for nominal condition	1.02 W

Connection data

Number of connections per level	2
Nominal cross section	4 mm ²

Level 1 above 1 below 1

Connection method	Screw connection
Screw thread	M3
Tightening torque	0.6 ... 0.8 Nm
Stripping length	9 mm
Internal cylindrical gage	A4
Connection in acc. with standard	IEC 60947-7-1
Conductor cross-section rigid	0.14 mm ² ... 6 mm ²
Cross section AWG	26 ... 10 (converted acc. to IEC)
Conductor cross-section flexible	0.14 mm ² ... 6 mm ²
Conductor cross-section, flexible [AWG]	26 ... 10 (converted acc. to IEC)
Conductor cross-section flexible ultrasound-compressed	0.34 mm ² ... 6 mm ²
Conductor cross-section, flexible [AWG] ultrasound-compressed	22 ... 10 (converted acc. to IEC)
Conductor cross-section flexible (ferrule without plastic sleeve)	0.14 mm ² ... 4 mm ²
Flexible conductor cross-section (ferrule with plastic sleeve)	0.14 mm ² ... 4 mm ²
2 conductors with same cross section, rigid	0.14 mm ² ... 1.5 mm ²
2 conductors with same cross section, flexible	0.14 mm ² ... 1.5 mm ²
2 conductors with same cross section, flexible, with ferrule without plastic sleeve	0.14 mm ² ... 1.5 mm ²

UT 4-TG-EX - Disconnect terminal block



3046143

<https://www.phoenixcontact.com/us/products/3046143>

2 conductors with the same cross section, flexible, with TWIN ferrule with plastic sleeve	0.5 mm ² ... 2.5 mm ²
Nominal cross section	4 mm ²
Nominal current	20 A
Maximum load current	20 A (with 6 mm ² conductor cross-section) 20 A (with 6 mm ² conductor cross-section)
Nominal voltage	500 V

Ex data

Rated data (ATEX/IECEx)

Identification	⊕ II 3 G Ex ec IIC Gc
Operating temperature range	-50 °C ... 130 °C
Ex-certified accessories	3047183 ATP-UT-TWIN 3036807 P-FU 5X20-EX 3036821 P-FU 5X20 LED 24-EX 3036823 P-FU 5X20 LED 60-EX 3036836 P-FU 5X20 LA 250-EX 3036806 P-FU 5X20 3036819 P-FU 5X20 LED 24 3036822 P-FU 5X20 LED 60 3046524 P-FU 6,3X32 LA 250 3022276 CLIPFIX 35-5 3022218 CLIPFIX 35 1205053 SZS 0,6X3,5
List of bridges	Plug-in bridge / FBS 2-6 / 3030336 Plug-in bridge / FBS 3-6 / 3030242 Plug-in bridge / FBS 4-6 / 3030255 Plug-in bridge / FBS 5-6 / 3030349 Plug-in bridge / FBS 10-6 / 3030271 Plug-in bridge / FBS 20-6 / 3030365
Bridge data	6.3 A / 4 mm ²
Rated insulation voltage	250 V
output	(Permanent)

Ex level General

Rated voltage	275 V
Rated current	6.3 A
Maximum load current	6.3 A

Ex connection data General

Torque range	0.6 Nm ... 0.8 Nm
Nominal cross section	4 mm ²
Rated cross section AWG	12
Connection capacity rigid	0.14 mm ² ... 6 mm ²
Connection capacity AWG	26 ... 10

UT 4-TG-EX - Disconnect terminal block



3046143

<https://www.phoenixcontact.com/us/products/3046143>

Connection capacity flexible	0.14 mm ² ... 6 mm ²
Connection capacity AWG	26 ... 12
2 conductors with same cross section, solid	0.14 mm ² ... 1.5 mm ²
2 conductors with the same cross-section AWG rigid	26 ... 16
2 conductors with same cross section, stranded	0.14 mm ² ... 1.5 mm ²
2 conductors with the same cross-section AWG flexible	26 ... 16
Conductor cross-section flexible, with ferrule without plastic sleeve min.	0.14 mm ²
Conductor cross-section flexible, with ferrule without plastic sleeve max.	4 mm ²
Single conductor/terminal point, flexible, with ferrule, without plastic sleeve, AWG	26 ... 12

Dimensions

Width	6.2 mm
Height	57.8 mm
Depth on NS 35/7,5	47.5 mm
Depth on NS 35/15	55 mm

Material specifications

Color	gray (RAL 7042)
Flammability rating according to UL 94	V0
Insulating material group	I
Insulating material	PA
Static insulating material application in cold	-60 °C
Temperature index of insulation material (DIN EN 60216-1 (VDE 0304-21))	125 °C
Relative insulation material temperature index (Elec., UL 746 B)	130 °C
Fire protection for rail vehicles (DIN EN 45545-2) R22	HL 1 - HL 3
Fire protection for rail vehicles (DIN EN 45545-2) R23	HL 1 - HL 3
Fire protection for rail vehicles (DIN EN 45545-2) R24	HL 1 - HL 3
Fire protection for rail vehicles (DIN EN 45545-2) R26	HL 1 - HL 3

Mechanical properties

Mechanical data

Open side panel	No
-----------------	----

Environmental and real-life conditions

Ambient conditions

Ambient temperature (operation)	-60 °C ... 110 °C (Operating temperature range incl. self-heating; for max. short-term operating temperature, see RTI Elec.)
Ambient temperature (storage/transport)	-25 °C ... 60 °C (for a short time, not exceeding 24 h, -60 °C to +70 °C)
Ambient temperature (assembly)	-5 °C ... 70 °C
Ambient temperature (actuation)	-5 °C ... 70 °C

UT 4-TG-EX - Disconnect terminal block



3046143

<https://www.phoenixcontact.com/us/products/3046143>

Permissible humidity (operation)	20 % ... 90 %
Permissible humidity (storage/transport)	30 % ... 70 %

Standards and regulations

Connection in acc. with standard	IEC 60947-7-1
----------------------------------	---------------

Mounting

Mounting type	NS 35/7,5
	NS 35/15

UT 4-TG-EX - Disconnect terminal block



3046143

<https://www.phoenixcontact.com/us/products/3046143>

Drawings

Circuit diagram



UT 4-TG-EX - Disconnect terminal block





3046143


<https://www.phoenixcontact.com/us/products/3046143>


Approvals


To download certificates, visit the product detail page: <https://www.phoenixcontact.com/us/products/3046143>

 cUL Recognized Approval ID: E192998				
	Nominal voltage U_N	Nominal current I_N	Cross section AWG	Cross section mm^2
keine				
	250 V	6.3 A	26 - 10	26 - 10

 UL Recognized Approval ID: E192998				
	Nominal voltage U_N	Nominal current I_N	Cross section AWG	Cross section mm^2
keine				
	250 V	6.3 A	26 - 10	-

 CSA Approval ID: 2725780				
	Nominal voltage U_N	Nominal current I_N	Cross section AWG	Cross section mm^2
B				
	250 V	6.3 A	26 - 10	-
C				
	250 V	6.3 A	26 - 10	-

 UKCA-EX Approval ID: UL22UKEX2452U				
--	--	--	--	--

 EAC Ex Approval ID: KZ 7500525010101950				
---	--	--	--	--

UT 4-TG-EX - Disconnect terminal block



3046143

<https://www.phoenixcontact.com/us/products/3046143>

Classifications

ECLASS

ECLASS-13.0	27250108
ECLASS-15.0	27250108

ETIM

ETIM 10.0	EC000902
-----------	----------

UNSPSC

UNSPSC 21.0	39121400
-------------	----------

UT 4-TG-EX - Disconnect terminal block



3046143

<https://www.phoenixcontact.com/us/products/3046143>

Environmental product compliance

EU RoHS

Fulfills EU RoHS substance requirements	Yes
Exemption	6(c)

China RoHS

Environment friendly use period (EFUP)	EFUP-50
	An article-related China RoHS declaration table can be found in the download area for the respective article under "Manufacturer declaration". For all articles with EFUP-E, no China RoHS declaration table issued and required.

EU REACH SVHC

REACH candidate substance (CAS No.)	Lead(CAS: 7439-92-1)
SCIP	6237a421-a38c-4ab1-9860-215b797aa61e

EF3.1 Climate Change

CO2e kg	0.035 kg CO2e
---------	---------------

Phoenix Contact 2026 © - all rights reserved
<https://www.phoenixcontact.com>

Phoenix Contact USA
586 Fulling Mill Road
Middletown, PA 17057, United States
(+717) 944-1300
info@phoenixcon.com