


UT 4-PE/MT P/P - Protective conductor terminal block



3046140

<https://www.phoenixcontact.com/us/products/3046140>

Please be informed that the data shown in this PDF document is generated from our online catalog. Please find the complete data in the user documentation. Our general terms of use for downloads are valid.



Protective conductor terminal block, With test socket screws for insertion of test plugs, nom. voltage: 500 V, nominal current: 20 A, connection method: Screw connection, Rated cross section: 2.5 mm², cross section: 0.14 mm² - 6 mm², mounting: NS 35/7,5, NS 35/15, color: gray

Commercial data

| | |
|--------------------------------------|---------------|
| Item number | 3046140 |
| Packing unit | 50 pc |
| Minimum order quantity | 50 pc |
| Sales key | BE01 |
| Product key | BE1124 |
| GTIN | 4046356416221 |
| Weight per piece (including packing) | 21.555 g |
| Weight per piece (excluding packing) | 21.555 g |
| Customs tariff number | 85369010 |
| Country of origin | PL |

UT 4-PE/MT P/P - Protective conductor terminal block



3046140

<https://www.phoenixcontact.com/us/products/3046140>

Technical data

Product properties

| | |
|-----------------------|-----------------------|
| Product type | Ground terminal block |
| Product family | UT |
| Number of connections | 2 |
| Number of rows | 1 |

Insulation characteristics

| | |
|----------------------|-----|
| Overvoltage category | III |
| Degree of pollution | 3 |

Electrical properties

| | |
|---|--------|
| Rated surge voltage | 6 kV |
| Maximum power dissipation for nominal condition | 1.02 W |

Connection data

| | |
|---------------------------------|-------------------|
| Grounding foot | Yes |
| Number of connections per level | 2 |
| Nominal cross section | 4 mm ² |

Level 1 above 1 below 1

| | |
|---|--|
| Connection method | Screw connection |
| Screw thread | M3 |
| Note | Please observe the current carrying capacity of the DIN rails. |
| Tightening torque | 0.6 ... 0.8 Nm |
| Stripping length | 9 mm |
| Internal cylindrical gage | A4 |
| Connection in acc. with standard | IEC 60947-7-1/IEC 60947-7-2 |
| Conductor cross-section rigid | 0.14 mm ² ... 6 mm ² |
| Cross section AWG | 26 ... 10 (converted acc. to IEC) |
| Conductor cross-section flexible | 0.14 mm ² ... 6 mm ² |
| Conductor cross-section, flexible [AWG] | 26 ... 10 (converted acc. to IEC) |
| Conductor cross-section flexible ultrasound-compressed | 0.34 mm ² ... 6 mm ² |
| Conductor cross-section, flexible [AWG] ultrasound-compressed | 22 ... 10 (converted acc. to IEC) |
| Conductor cross-section flexible (ferrule without plastic sleeve) | 0.14 mm ² ... 4 mm ² |
| Flexible conductor cross-section (ferrule with plastic sleeve) | 0.14 mm ² ... 4 mm ² |
| Nominal cross section | 2.5 mm ² |
| Nominal current | 20 A |
| Maximum load current | 20 A (with 6 mm ² conductor cross-section) |
| Nominal voltage | 500 V |

Dimensions

| | |
|-------|--------|
| Width | 6.2 mm |
|-------|--------|

UT 4-PE/MT P/P - Protective conductor terminal block



3046140

<https://www.phoenixcontact.com/us/products/3046140>

| | |
|--------------------|---------|
| Height | 70.8 mm |
| Depth on NS 35/7,5 | 49.1 mm |
| Depth on NS 35/15 | 56.6 mm |

Material specifications

| | |
|--|-----------------|
| Color | gray (RAL 7042) |
| Flammability rating according to UL 94 | V0 |
| Insulating material group | I |
| Insulating material | PA |
| Static insulating material application in cold | -60 °C |
| Relative insulation material temperature index (Elec., UL 746 B) | 130 °C |
| Fire protection for rail vehicles (DIN EN 45545-2) R22 | HL 1 - HL 3 |
| Fire protection for rail vehicles (DIN EN 45545-2) R23 | HL 1 - HL 3 |
| Fire protection for rail vehicles (DIN EN 45545-2) R24 | HL 1 - HL 3 |
| Fire protection for rail vehicles (DIN EN 45545-2) R26 | HL 1 - HL 3 |
| Surface flammability NFPA 130 (ASTM E 162) | passed |
| Specific optical density of smoke NFPA 130 (ASTM E 662) | passed |
| Smoke gas toxicity NFPA 130 (SMP 800C) | passed |

Electrical tests

Surge voltage test

| | |
|-----------------------|-------------|
| Test voltage setpoint | 9.8 kV |
| Result | Test passed |

Temperature-rise test

| | |
|--|-------------------------------------|
| Requirement temperature-rise test | Increase in temperature \leq 45 K |
| Result | Test passed |
| Short-time withstand current 4 mm ² | 0.48 kA |
| Short-time withstand current 6 mm ² | 0.72 kA |
| Result | Test passed |

Power-frequency withstand voltage

| | |
|-----------------------|-------------|
| Test voltage setpoint | 1.89 kV |
| Result | Test passed |

Mechanical properties

Mechanical data

| | |
|-----------------|----|
| Open side panel | No |
|-----------------|----|

Mechanical tests

Mechanical strength

| | |
|--------|-------------|
| Result | Test passed |
|--------|-------------|

Attachment on the carrier

UT 4-PE/MT P/P - Protective conductor terminal block



3046140

<https://www.phoenixcontact.com/us/products/3046140>

| | |
|-------------------------|-------------|
| DIN rail/fixing support | NS 35 |
| Test force setpoint | 1 N |
| Result | Test passed |

Test for conductor damage and slackening

| | |
|--------------------------------|------------------------------|
| Rotation speed | 10 rpm |
| Revolutions | 135 |
| Conductor cross-section/weight | 0.2 mm ² / 0.2 kg |
| | 4 mm ² / 0.9 kg |
| | 6 mm ² / 1.4 kg |
| Result | Test passed |

Environmental and real-life conditions

Needle-flame test

| | |
|------------------|-------------|
| Time of exposure | 30 s |
| Result | Test passed |

Oscillation/broadband noise

| | |
|------------------------|--|
| Specification | DIN EN 50155 (VDE 0115-200):2018-05 |
| Spectrum | Long life test category 2, bogie-mounted |
| Frequency | $f_1 = 5 \text{ Hz}$ to $f_2 = 250 \text{ Hz}$ |
| ASD level | 6.12 (m/s ²) ² /Hz |
| Acceleration | 3.12g |
| Test duration per axis | 5 h |
| Test directions | X-, Y- and Z-axis |

Shocks

| | |
|--------------------------------|-----------------------------------|
| Pulse shape | Half-sine |
| Acceleration | 30g |
| Shock duration | 18 ms |
| Number of shocks per direction | 3 |
| Test directions | X-, Y- and Z-axis (pos. and neg.) |

Ambient conditions

| | |
|--|--|
| Ambient temperature (operation) | -60 °C ... 110 °C (Operating temperature range incl. self-heating; for max. short-term operating temperature, see RTI Elec.) |
| Ambient temperature (storage/transport) | -25 °C ... 60 °C (for a short time, not exceeding 24 h, -60 °C to +70 °C) |
| Ambient temperature (assembly) | -5 °C ... 70 °C |
| Ambient temperature (actuation) | -5 °C ... 70 °C |
| Permissible humidity (operation) | 20 % ... 90 % |
| Permissible humidity (storage/transport) | 30 % ... 70 % |

Standards and regulations

| | |
|----------------------------------|-----------------------------|
| Connection in acc. with standard | IEC 60947-7-1/IEC 60947-7-2 |
|----------------------------------|-----------------------------|

UT 4-PE/MT P/P - Protective conductor terminal block



3046140

<https://www.phoenixcontact.com/us/products/3046140>

Mounting

| | |
|---------------|-----------|
| Mounting type | NS 35/7,5 |
| | NS 35/15 |

UT 4-PE/MT P/P - Protective conductor terminal block

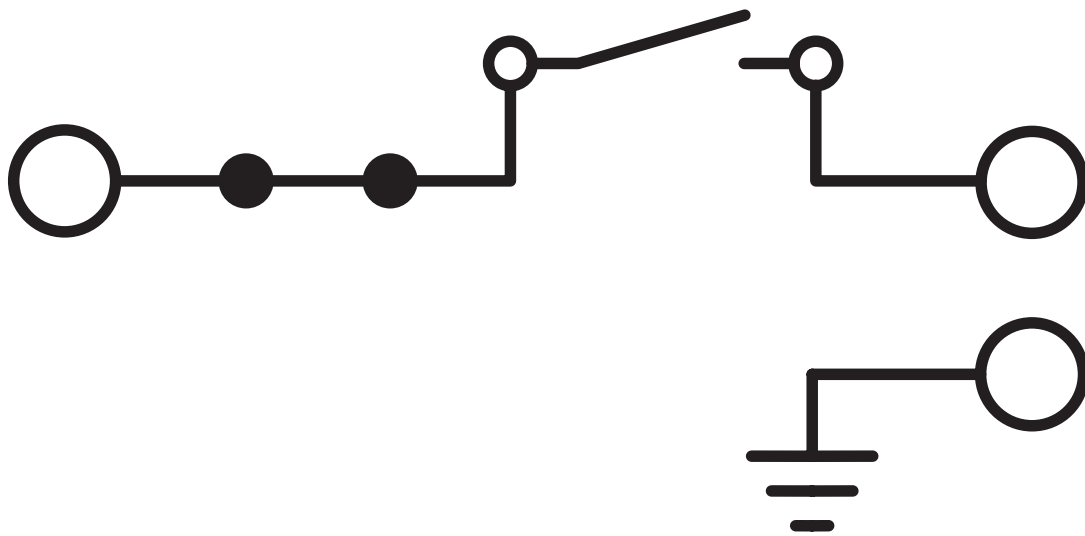


3046140

<https://www.phoenixcontact.com/us/products/3046140>

Drawings

Circuit diagram



UT 4-PE/MT P/P - Protective conductor terminal block




3046140

<https://www.phoenixcontact.com/us/products/3046140>

Approvals

To download certificates, visit the product detail page: <https://www.phoenixcontact.com/us/products/3046140>

 **CSA**
Approval ID: 13631

 **EAC**
Approval ID: KZ7500651131219505

 **cULus Recognized**
Approval ID: E60425

| | Nominal voltage U_N | Nominal current I_N | Cross section AWG | Cross section mm^2 |
|----------------------------|-----------------------|-----------------------|-------------------|-----------------------------|
| B | | | | |
| upper level | 600 V | 16 A | 26 - 10 | - |
| lower level | - | - | 26 - 10 | - |
| Multi-conductor connection | 600 V | 16 A | 26 - 14 | - |
| C | | | | |
| upper level | 600 V | 16 A | 26 - 10 | - |
| lower level | - | - | 26 - 10 | - |
| Multi-conductor connection | 600 V | 16 A | 26 - 14 | - |
| D | | | | |
| lower level | - | - | 26 - 10 | - |

 **CSA**
Approval ID: 13631

UT 4-PE/MT P/P - Protective conductor terminal block



3046140

<https://www.phoenixcontact.com/us/products/3046140>

Classifications

ECLASS

| | |
|-------------|----------|
| ECLASS-13.0 | 27250104 |
| ECLASS-15.0 | 27250104 |

ETIM

| | |
|-----------|----------|
| ETIM 10.0 | EC000901 |
|-----------|----------|

UNSPSC

| | |
|-------------|----------|
| UNSPSC 21.0 | 39121400 |
|-------------|----------|

3046140

<https://www.phoenixcontact.com/us/products/3046140>

Environmental product compliance

EU RoHS

| | |
|---|------|
| Fulfills EU RoHS substance requirements | Yes |
| Exemption | 6(c) |

China RoHS

| | |
|--|---|
| Environment friendly use period (EFUP) | EFUP-50 |
| | An article-related China RoHS declaration table can be found in the download area for the respective article under "Manufacturer declaration". For all articles with EFUP-E, no China RoHS declaration table issued and required. |

EU REACH SVHC

| | |
|-------------------------------------|--------------------------------------|
| REACH candidate substance (CAS No.) | Lead(CAS: 7439-92-1) |
| SCIP | 555abf1f-3623-4a5d-b853-b4f8cd3c2e33 |

EF3.1 Climate Change

| | |
|---------|---------------|
| CO2e kg | 0.089 kg CO2e |
|---------|---------------|

Phoenix Contact 2026 © - all rights reserved
<https://www.phoenixcontact.com>

Phoenix Contact USA
586 Fulling Mill Road
Middletown, PA 17057, United States
(+717) 944-1300
info@phoenixcon.com