


# UT 6 RD - Feed-through terminal block



3045185

<https://www.phoenixcontact.com/us/products/3045185>

Please be informed that the data shown in this PDF document is generated from our online catalog. Please find the complete data in the user documentation. Our general terms of use for downloads are valid.



Feed-through terminal block, nom. voltage: 1000 V, nominal current: 41 A, number of connections: 2, connection method: Screw connection, Rated cross section: 6 mm<sup>2</sup>, cross section: 0.2 mm<sup>2</sup> - 10 mm<sup>2</sup>, mounting type: NS 35/7,5, NS 35/15, color: red

## Your advantages

- Globally recognized: Internationally proven screw connection
- Maintenance-free and vibration-resistant thanks to the patented Reakdyn principle
- Space savings and flexibility with the connection of two identical conductors
- Long-term stable connections with the use of high-quality materials
- Low self-heating due to high contact forces
- Full flexibility thanks to the standardized CLIPLINE complete bridging, marking, and testing accessories
- Vibration-resistant and maintenance-free conductor connection

## Commercial data

Item number	3045185
Packing unit	50 pc
Minimum order quantity	50 pc
Sales key	BE01
Product key	BE1111
GTIN	4017918975524
Weight per piece (including packing)	13.72 g
Weight per piece (excluding packing)	13.72 g
Customs tariff number	85369010
Country of origin	DE

# UT 6 RD - Feed-through terminal block



3045185

<https://www.phoenixcontact.com/us/products/3045185>

## Technical data

### Product properties

Product type	Feed-through terminal block
Product family	UT
Area of application	Machine building
	Plant engineering
	Process industry
Number of connections	2
Number of rows	1
Potentials	1

### Insulation characteristics

Overvoltage category	III
Degree of pollution	3

### Electrical properties

Rated surge voltage	8 kV
Maximum power dissipation for nominal condition	1.31 W

### Connection data

Number of connections per level	2
Nominal cross section	6 mm <sup>2</sup>
Rated cross section AWG	8

### Level 1 above 1 below 1

Connection method	Screw connection
Screw thread	M4
Tightening torque	1.5 ... 1.8 Nm
Stripping length	10 mm
Internal cylindrical gage	A5
Connection in acc. with standard	IEC 60947-7-1
Conductor cross-section rigid	0.2 mm <sup>2</sup> ... 10 mm <sup>2</sup>
Cross section AWG	24 ... 8 (converted acc. to IEC)
Conductor cross-section flexible	0.2 mm <sup>2</sup> ... 10 mm <sup>2</sup>
Conductor cross-section, flexible [AWG]	24 ... 8 (converted acc. to IEC)
Conductor cross-section flexible ultrasound-compressed	0.34 mm <sup>2</sup> ... 10 mm <sup>2</sup>
Conductor cross-section, flexible [AWG] ultrasound-compressed	22 ... 8 (converted acc. to IEC)
Conductor cross-section flexible (ferrule without plastic sleeve)	0.25 mm <sup>2</sup> ... 6 mm <sup>2</sup>
Flexible conductor cross-section (ferrule with plastic sleeve)	0.25 mm <sup>2</sup> ... 6 mm <sup>2</sup>
2 conductors with same cross section, rigid	0.2 mm <sup>2</sup> ... 2.5 mm <sup>2</sup>
2 conductors with same cross section, flexible	0.2 mm <sup>2</sup> ... 2.5 mm <sup>2</sup>
2 conductors with same cross section, flexible, with ferrule without plastic sleeve	0.25 mm <sup>2</sup> ... 1.5 mm <sup>2</sup>
2 conductors with the same cross section, flexible, with TWIN	0.5 mm <sup>2</sup> ... 4 mm <sup>2</sup>

# UT 6 RD - Feed-through terminal block



3045185

<https://www.phoenixcontact.com/us/products/3045185>

ferrule with plastic sleeve	
Nominal cross section	6 mm <sup>2</sup>
Nominal current	41 A
Maximum load current	57 A (with 10 mm <sup>2</sup> conductor cross-section)
Nominal voltage	1000 V
Note	Note: Product releases, connection cross sections and notes on connecting aluminum cables can be found in the download area.

## Ex data

### Rated data (ATEX/IECEx)

Identification	⊕ II 2 GD Ex eb IIC Gb
Operating temperature range	-60 °C ... 110 °C
Ex-certified accessories	3047028 D-UT 2,5/10
	3047167 ATP-UT
	1205066 SZS 1,0X4,0 VDE
	3022276 CLIPFIX 35-5
	3022218 CLIPFIX 35
List of bridges	Plug-in bridge / FBS 2-8 / 3030284
	Plug-in bridge / FBS 3-8 / 3030297
	Plug-in bridge / FBS 4-8 / 3030307
	Plug-in bridge / FBS 5-8 / 3030310
	Plug-in bridge / FBS 10-8 / 3030323
Bridge data	39 A (6 mm <sup>2</sup> )
Ex temperature increase	40 K (44.9 A / 6 mm <sup>2</sup> )
for bridging with bridge	690 V
- At bridging between non-adjacent terminal blocks	275 V
- At bridging between non-adjacent terminal blocks via PE terminal block	176 V
- At cut-to-length bridging with cover	220 V
- At cut-to-length bridging with partition plate	275 V
Rated insulation voltage	630 V
output	(Permanent)

### Ex level General

Rated voltage	690 V
Rated current	40 A
Maximum load current	50 A
Contact resistance	0.2 mΩ

### Ex connection data General

Torque range	1.5 Nm ... 1.8 Nm
Nominal cross section	6 mm <sup>2</sup>
Rated cross section AWG	10
Connection capacity rigid	0.2 mm <sup>2</sup> ... 10 mm <sup>2</sup>
Connection capacity AWG	24 ... 8

# UT 6 RD - Feed-through terminal block



3045185

<https://www.phoenixcontact.com/us/products/3045185>

Connection capacity flexible	0.2 mm <sup>2</sup> ... 6 mm <sup>2</sup>
Connection capacity AWG	24 ... 10
2 conductors with same cross section, solid	0.2 mm <sup>2</sup> ... 2.5 mm <sup>2</sup>
2 conductors with the same cross-section AWG rigid	24 ... 14
2 conductors with same cross section, stranded	0.2 mm <sup>2</sup> ... 2.5 mm <sup>2</sup>
2 conductors with the same cross-section AWG flexible	24 ... 14

## Dimensions

Width	8.2 mm
End cover width	2.2 mm
Height	47.7 mm
Depth on NS 35/7,5	47.5 mm
Depth on NS 35/15	55 mm

## Material specifications

Color	red (RAL 3001)
Flammability rating according to UL 94	V0
Insulating material group	I
Insulating material	PA
Static insulating material application in cold	-60 °C
Relative insulation material temperature index (Elec., UL 746 B)	125 °C

## Mechanical properties

### Mechanical data

Open side panel	Yes
-----------------	-----

## Environmental and real-life conditions

### Ambient conditions

Ambient temperature (operation)	-60 °C ... 110 °C (Operating temperature range incl. self-heating; for max. short-term operating temperature, see RTI Elec.)
Ambient temperature (storage/transport)	-25 °C ... 60 °C (for a short time, not exceeding 24 h, -60 °C to +70 °C)
Ambient temperature (assembly)	-5 °C ... 70 °C
Ambient temperature (actuation)	-5 °C ... 70 °C ( )
Permissible humidity (operation)	20 % ... 90 %
Permissible humidity (storage/transport)	30 % ... 70 %

## Standards and regulations

Connection in acc. with standard	IEC 60947-7-1
----------------------------------	---------------

## Mounting

Mounting type	NS 35/7,5
	NS 35/15

# UT 6 RD - Feed-through terminal block

3045185

<https://www.phoenixcontact.com/us/products/3045185>



## Drawings

Circuit diagram



# UT 6 RD - Feed-through terminal block



3045185

<https://www.phoenixcontact.com/us/products/3045185>

## Approvals

To download certificates, visit the product detail page: <https://www.phoenixcontact.com/us/products/3045185>

### DNV

Approval ID: TAE00001S9



### CSA

Approval ID: 13631



### IECEE CB Scheme

Approval ID: DE1-63061

	Nominal voltage $U_N$	Nominal current $I_N$	Cross section AWG	Cross section $\text{mm}^2$
keine				
	1000 V	41 A	-	- 6



### cULus Recognized

Approval ID: E60425



### VDE approval of drawings

Approval ID: 40013658

	Nominal voltage $U_N$	Nominal current $I_N$	Cross section AWG	Cross section $\text{mm}^2$
keine				
	1000 V	41 A	-	0.2 - 6



### CSA

Approval ID: 13631



### cULus Recognized

Approval ID: E60425



### ATEX

Approval ID: KEMA04ATEX2048U


	Nominal voltage $U_N$	Nominal current $I_N$	Cross section AWG	Cross section $\text{mm}^2$
keine				
Only flexible conductors	690 V	40 A	-	0.2 - 6
Only rigid conductors	690 V	50 A	-	0.2 - 10

# UT 6 RD - Feed-through terminal block





3045185


<https://www.phoenixcontact.com/us/products/3045185>


 <b>cUL Recognized</b> Approval ID: E192998				
	Nominal voltage $U_N$	Nominal current $I_N$	Cross section AWG	Cross section $mm^2$
B	600 V	50 A	24 - 8	-
C	600 V	50 A	24 - 8	-

 <b>EAC Ex</b> Approval ID: KZ 7500525010101950				
---	--	--	--	--

 <b>IECEX</b> Approval ID: IECEX KEM 06.0027U				
	Nominal voltage $U_N$	Nominal current $I_N$	Cross section AWG	Cross section $mm^2$
keine				
Only flexible conductors	690 V	40 A	-	0.2 - 6
Only rigid conductors	690 V	50 A	-	0.2 - 10

 <b>UL Recognized</b> Approval ID: E192998				
	Nominal voltage $U_N$	Nominal current $I_N$	Cross section AWG	Cross section $mm^2$
B	600 V	50 A	24 - 8	-
C	600 V	50 A	24 - 8	-

 <b>CCC</b> Approval ID: 2020322313000622				
---	--	--	--	--

 <b>UKCA-EX</b> Approval ID: DEKRA 21UKEX0304U				
--	--	--	--	--

# UT 6 RD - Feed-through terminal block



3045185

<https://www.phoenixcontact.com/us/products/3045185>

## Classifications

### ECLASS

ECLASS-13.0	27250101
ECLASS-15.0	27250101

### ETIM

ETIM 10.0	EC000897
-----------	----------

### UNSPSC

UNSPSC 21.0	39121400
-------------	----------

# UT 6 RD - Feed-through terminal block



3045185

<https://www.phoenixcontact.com/us/products/3045185>

## Environmental product compliance

### EU RoHS

Fulfills EU RoHS substance requirements	Yes
Exemption	6(c)

### China RoHS

Environment friendly use period (EFUP)	EFUP-50
	An article-related China RoHS declaration table can be found in the download area for the respective article under "Manufacturer declaration". For all articles with EFUP-E, no China RoHS declaration table issued and required.

### EU REACH SVHC

REACH candidate substance (CAS No.)	Lead(CAS: 7439-92-1)
SCIP	031ce43a-8021-4719-9ab5-c484b2ce7dd8

### EF3.1 Climate Change

CO2e kg	0.058 kg CO2e
---------	---------------

Phoenix Contact 2026 © - all rights reserved  
<https://www.phoenixcontact.com>

Phoenix Contact USA  
586 Fulling Mill Road  
Middletown, PA 17057, United States  
(+717) 944-1300  
[info@phoenixcon.com](mailto:info@phoenixcon.com)