


UT 4 GN - Feed-through terminal block



3045156

<https://www.phoenixcontact.com/us/products/3045156>

Please be informed that the data shown in this PDF document is generated from our online catalog. Please find the complete data in the user documentation. Our general terms of use for downloads are valid.



Feed-through terminal block, nom. voltage: 1000 V, nominal current: 32 A, number of connections: 2, connection method: Screw connection, Rated cross section: 4 mm², cross section: 0.14 mm² - 6 mm², mounting type: NS 35/7,5, NS 35/15, color: green

Your advantages

- Globally recognized: Internationally proven screw connection
- Maintenance-free and vibration-resistant thanks to the patented Reakdyn principle
- Space savings and flexibility with the connection of two identical conductors
- Long-term stable connections with the use of high-quality materials
- Low self-heating due to high contact forces
- Full flexibility thanks to the standardized CLIPLINE complete bridging, marking, and testing accessories
- Vibration-resistant and maintenance-free conductor connection

Commercial data

Item number	3045156
Packing unit	50 pc
Minimum order quantity	50 pc
Sales key	BE01
Product key	BE1111
GTIN	4017918975494
Weight per piece (including packing)	9.44 g
Weight per piece (excluding packing)	8.843 g
Customs tariff number	85369010
Country of origin	US

UT 4 GN - Feed-through terminal block



3045156

<https://www.phoenixcontact.com/us/products/3045156>

Technical data

Notes

General

Note	With a free-hanging connection, an insulating foil has to be placed between the plug connection and electrically conductive surfaces.
	Current and voltage are determined by the plug used

Product properties

Product type	Feed-through terminal block
Product family	UT
Number of connections	2
Number of rows	1
Potentials	1

Insulation characteristics

Overvoltage category	III
Degree of pollution	3

Electrical properties

Rated surge voltage	8 kV
Maximum power dissipation for nominal condition	1.02 W

Connection data

Number of connections per level	2
Nominal cross section	4 mm ²
Connection method	Screw connection
Screw thread	M3
Tightening torque	0.6 ... 0.8 Nm
Stripping length	9 mm
Internal cylindrical gage	A4
Connection in acc. with standard	IEC 60947-7-1
Conductor cross-section rigid	0.14 mm ² ... 6 mm ²
Cross section AWG	26 ... 10 (converted acc. to IEC)
Conductor cross-section flexible	0.14 mm ² ... 6 mm ²
Conductor cross-section, flexible [AWG]	26 ... 10 (converted acc. to IEC)
Conductor cross-section flexible ultrasound-compressed	0.34 mm ² ... 6 mm ²
Conductor cross-section, flexible [AWG] ultrasound-compressed	22 ... 10 (converted acc. to IEC)
Conductor cross-section flexible (ferrule without plastic sleeve)	0.25 mm ² ... 4 mm ²
Flexible conductor cross-section (ferrule with plastic sleeve)	0.25 mm ² ... 4 mm ²
2 conductors with same cross section, rigid	0.14 mm ² ... 1.5 mm ²
2 conductors with same cross section, flexible	0.14 mm ² ... 1.5 mm ²
2 conductors with same cross section, flexible, with ferrule	0.25 mm ² ... 1.5 mm ²

UT 4 GN - Feed-through terminal block



3045156

<https://www.phoenixcontact.com/us/products/3045156>

without plastic sleeve	
2 conductors with the same cross section, flexible, with TWIN ferrule with plastic sleeve	0.5 mm ² ... 2.5 mm ²
Nominal cross section	4 mm ²
Nominal current	32 A (with 4 mm ² conductor cross-section)
Maximum load current	41 A (with 6 mm ² conductor cross-section)
Nominal voltage	1000 V
Note	Note: Product releases, connection cross sections and notes on connecting aluminum cables can be found in the download area.

Ex data

Rated data (ATEX/IECEX)

Identification	⊕ II 2 GD Ex eb IIC Gb
Operating temperature range	-60 °C ... 110 °C
Ex-certified accessories	3047028 D-UT 2,5/10 3047167 ATP-UT 1205053 SZS 0,6X3,5 3022276 CLIPFIX 35-5 3022218 CLIPFIX 35
List of bridges	Plug-in bridge / FBS 2-6 / 3030336 Plug-in bridge / FBS 3-6 / 3030242 Plug-in bridge / FBS 4-6 / 3030255 Plug-in bridge / FBS 5-6 / 3030349 Plug-in bridge / FBS 10-6 / 3030271 Plug-in bridge / FBS 20-6 / 3030365 Plug-in bridge / FBS 50-6 / 3032224
Bridge data	27 A (4 mm ²)
Ex temperature increase	40 K (33.3 A / 4 mm ²)
for bridging with bridge	690 V
- At bridging between non-adjacent terminal blocks	352 V
- At bridging between non-adjacent terminal blocks via PE terminal block	275 V
- At cut-to-length bridging with cover	220 V
- At cut-to-length bridging with partition plate	275 V
Rated insulation voltage	630 V
output	(Permanent)

Ex level General

Rated voltage	690 V
Rated current	30 A
Maximum load current	38 A
Contact resistance	0.26 mΩ

Ex connection data General

Torque range	0.6 Nm ... 0.8 Nm
--------------	-------------------

UT 4 GN - Feed-through terminal block



3045156

<https://www.phoenixcontact.com/us/products/3045156>

Nominal cross section	4 mm ²
Rated cross section AWG	12
Connection capacity rigid	0.14 mm ² ... 6 mm ²
Connection capacity AWG	26 ... 10
Connection capacity flexible	0.14 mm ² ... 4 mm ²
Connection capacity AWG	26 ... 12
2 conductors with same cross section, solid	0.14 mm ² ... 1.5 mm ²
2 conductors with the same cross-section AWG rigid	26 ... 16
2 conductors with same cross section, stranded	0.14 mm ² ... 1.5 mm ²
2 conductors with the same cross-section AWG flexible	26 ... 16

Dimensions

Width	6.2 mm
End cover width	2.2 mm
Height	47.7 mm
Depth on NS 35/7,5	47.5 mm
Depth on NS 35/15	55 mm

Material specifications

Color	green (RAL 6021)
Flammability rating according to UL 94	V0
Insulating material group	I
Insulating material	PA
Static insulating material application in cold	-60 °C
Relative insulation material temperature index (Elec., UL 746 B)	130 °C
Fire protection for rail vehicles (DIN EN 45545-2) R22	HL 1 - HL 3
Fire protection for rail vehicles (DIN EN 45545-2) R23	HL 1 - HL 3
Fire protection for rail vehicles (DIN EN 45545-2) R24	HL 1 - HL 3
Fire protection for rail vehicles (DIN EN 45545-2) R26	HL 1 - HL 3
Surface flammability NFPA 130 (ASTM E 162)	passed
Specific optical density of smoke NFPA 130 (ASTM E 662)	passed
Smoke gas toxicity NFPA 130 (SMP 800C)	passed

Electrical tests

Surge voltage test

Test voltage setpoint	9.8 kV
Result	Test passed

Temperature-rise test

Requirement temperature-rise test	Increase in temperature ≤ 45 K
Result	Test passed
	Test passed
Short-time withstand current 4 mm ²	0.48 kA
Short-time withstand current 6 mm ²	0.72 kA

UT 4 GN - Feed-through terminal block



3045156

<https://www.phoenixcontact.com/us/products/3045156>

Result	Test passed
Power-frequency withstand voltage	
Test voltage setpoint	2.2 kV
Result	Test passed

Mechanical properties

Mechanical data

Open side panel	Yes
-----------------	-----

Mechanical tests

Mechanical strength

Result	Test passed
--------	-------------

Attachment on the carrier

DIN rail/fixing support	NS 35
Test force setpoint	1 N
Result	Test passed

Test for conductor damage and slackening

Rotation speed	10 rpm
Revolutions	135
Conductor cross-section/weight	0.14 mm ² / 0.2 kg
	4 mm ² / 0.9 kg
	6 mm ² / 1.4 kg
Result	Test passed

Environmental and real-life conditions

Needle-flame test

Time of exposure	30 s
Result	Test passed

Oscillation/broadband noise

Specification	EN 50155:2021-07
Spectrum	Long life test category 2, bogie-mounted
Frequency	$f_1 = 5 \text{ Hz}$ to $f_2 = 250 \text{ Hz}$
ASD level	6.12 (m/s ²) ² /Hz
Acceleration	3.12g
Test duration per axis	5 h
Test directions	X-, Y- and Z-axis
Result	Test passed

Shocks

Specification	DIN EN 50155 (VDE 0115-200):2008-03
Pulse shape	Half-sine

UT 4 GN - Feed-through terminal block



3045156

<https://www.phoenixcontact.com/us/products/3045156>

Acceleration	30g
Shock duration	18 ms
Number of shocks per direction	3
Test directions	X-, Y- and Z-axis (pos. and neg.)
Result	Test passed

Ambient conditions

Ambient temperature (operation)	-60 °C ... 110 °C (Operating temperature range incl. self-heating; for max. short-term operating temperature, see RTI Elec.)
Ambient temperature (storage/transport)	-25 °C ... 60 °C (for a short time, not exceeding 24 h, -60 °C to +70 °C)
Ambient temperature (assembly)	-5 °C ... 70 °C
Ambient temperature (actuation)	-5 °C ... 70 °C
Permissible humidity (operation)	20 % ... 90 %
Permissible humidity (storage/transport)	30 % ... 70 %

Standards and regulations

Connection in acc. with standard	IEC 60947-7-1
----------------------------------	---------------

Mounting

Mounting type	NS 35/7,5
	NS 35/15

UT 4 GN - Feed-through terminal block

3045156

<https://www.phoenixcontact.com/us/products/3045156>



Drawings

Circuit diagram



UT 4 GN - Feed-through terminal block



3045156

<https://www.phoenixcontact.com/us/products/3045156>

Approvals

To download certificates, visit the product detail page: <https://www.phoenixcontact.com/us/products/3045156>

DNV

Approval ID: TAE00001S9



CSA

Approval ID: 13631



IECEE CB Scheme

Approval ID: DE1-63061_M1

	Nominal voltage U_N	Nominal current I_N	Cross section AWG	Cross section mm^2
keine				
	1000 V	32 A	-	0.2 - 4



cULus Recognized

Approval ID: E60425

	Nominal voltage U_N	Nominal current I_N	Cross section AWG	Cross section mm^2
B				
Factory wiring	600 V	40 A	26 - 10	-
	600 V	30 A	26 - 10	-
Multi-conductor connection	600 V	30 A	26 - 14	-
C				
Factory wiring	600 V	40 A	26 - 10	-
	600 V	30 A	26 - 10	-
Multi-conductor connection	600 V	30 A	26 - 14	-



VDE approval of drawings

Approval ID: 40013658

	Nominal voltage U_N	Nominal current I_N	Cross section AWG	Cross section mm^2
keine				
	1000 V	32 A	-	0.2 - 4



CSA

Approval ID: 13631



ATEX

Approval ID: KEMA04ATEX2048U


UT 4 GN - Feed-through terminal block



3045156


<https://www.phoenixcontact.com/us/products/3045156>

	Nominal voltage U_N	Nominal current I_N	Cross section AWG	Cross section mm^2
keine				
Only flexible conductors	690 V	30 A	-	0.14 - 4
Only rigid conductors	690 V	38 A	-	0.14 - 6

 cUL Recognized Approval ID: E192998				
	Nominal voltage U_N	Nominal current I_N	Cross section AWG	Cross section mm^2
B				
	600 V	30 A	26 - 10	-
C				
	600 V	30 A	26 - 10	-

 EAC Ex Approval ID: KZ 7500525010101950				
---	--	--	--	--

 IECEX Approval ID: IECEX KEM 06.0027U				
	Nominal voltage U_N	Nominal current I_N	Cross section AWG	Cross section mm^2
keine				
Only flexible conductors	690 V	30 A	-	0.14 - 4
Only rigid conductors	690 V	38 A	-	0.14 - 6

 UL Recognized Approval ID: E192998				
	Nominal voltage U_N	Nominal current I_N	Cross section AWG	Cross section mm^2
B				
	600 V	30 A	26 - 10	-
C				
	600 V	30 A	26 - 10	-

 CCC Approval ID: 2020322313000622				
---	--	--	--	--

 UKCA-EX Approval ID: DEKRA 21UKEX0304U				
--	--	--	--	--

UT 4 GN - Feed-through terminal block

3045156

<https://www.phoenixcontact.com/us/products/3045156>



UT 4 GN - Feed-through terminal block



3045156

<https://www.phoenixcontact.com/us/products/3045156>

Classifications

ECLASS

ECLASS-13.0	27250101
ECLASS-15.0	27250101

ETIM

ETIM 10.0	EC000897
-----------	----------

UNSPSC

UNSPSC 21.0	39121400
-------------	----------

UT 4 GN - Feed-through terminal block



3045156

<https://www.phoenixcontact.com/us/products/3045156>

Environmental product compliance

EU RoHS

Fulfills EU RoHS substance requirements	Yes
Exemption	6(c)

China RoHS

Environment friendly use period (EFUP)	EFUP-50
	An article-related China RoHS declaration table can be found in the download area for the respective article under "Manufacturer declaration". For all articles with EFUP-E, no China RoHS declaration table issued and required.

EU REACH SVHC

REACH candidate substance (CAS No.)	Lead(CAS: 7439-92-1)
SCIP	8e4c2cef-4940-4d0c-bfe3-25d5b5b4cfd2

EF3.1 Climate Change

CO2e kg	0.015 kg CO2e
---------	---------------

Phoenix Contact 2026 © - all rights reserved
<https://www.phoenixcontact.com>

Phoenix Contact USA
586 Fulling Mill Road
Middletown, PA 17057, United States
(+717) 944-1300
info@phoenixcon.com