

UPBV 2,5/ 1 - Plug

3045145

<https://www.phoenixcontact.com/us/products/3045145>

Please be informed that the data shown in this PDF document is generated from our online catalog. Please find the complete data in the user documentation. Our general terms of use for downloads are valid.



Plug, nom. voltage: 500 V, nominal current: 24 A, number of positions: 1, connection method: Screw connection, Rated cross section: 2.5 mm², cross section: 0.14 mm²- 4 mm², color: gray

Your advantages

- Can be bridged with FBS ... standard bridges
- Large-surface labeling option
- Practical coding option
- The connected conductors can be led directly into the cable duct to save space

Commercial data

Item number	3045145
Packing unit	50 pc
Minimum order quantity	50 pc
Sales key	BE01
Product key	BE1144
GTIN	4046356103107
Weight per piece (including packing)	5.361 g
Weight per piece (excluding packing)	5.361 g
Customs tariff number	85366990
Country of origin	TR

UPBV 2,5/ 1 - Plug



3045145

<https://www.phoenixcontact.com/us/products/3045145>

Technical data

Notes

Notes on operation	COMBI connectors are connectors without switching power in accordance with IEC 61984 and can be connected or disconnected without load or voltage when used as intended
--------------------	---

Product properties

Product type	Terminal plug
Number of positions	1
Pitch	5.2 mm
Potentials	1

Insulation characteristics

Overvoltage category	III
Degree of pollution	3

Electrical properties

Rated surge voltage	6 kV
---------------------	------

Connection data

Nominal cross section	2.5 mm ²
Connection method	Screw connection
Screw thread	M3
Tightening torque	0.5 ... 0.6 Nm
Stripping length	9 mm
Internal cylindrical gage	A3
Connection in acc. with standard	IEC 61984
Conductor cross-section rigid	0.14 mm ² ... 4 mm ²
Cross section AWG	26 ... 12 (converted acc. to IEC)
Conductor cross-section flexible	0.14 mm ² ... 4 mm ²
Conductor cross-section, flexible [AWG]	26 ... 12 (converted acc. to IEC)
Conductor cross-section flexible (ferrule without plastic sleeve)	0.14 mm ² ... 2.5 mm ²
Flexible conductor cross-section (ferrule with plastic sleeve)	0.14 mm ² ... 2.5 mm ²
2 conductors with same cross section, rigid	0.14 mm ² ... 1.5 mm ²
2 conductors with same cross section, flexible	0.14 mm ² ... 1.5 mm ²
2 conductors with same cross section, flexible, with ferrule without plastic sleeve	0.14 mm ² ... 1.5 mm ²
2 conductors with the same cross section, flexible, with TWIN ferrule with plastic sleeve	0.5 mm ² ... 1 mm ²
Nominal cross section	2.5 mm ²
Nominal current	24 A
Maximum load current	24 A (with 4 mm ² conductor cross-section)
Nominal voltage	500 V

UPBV 2,5/ 1 - Plug



3045145

<https://www.phoenixcontact.com/us/products/3045145>

Dimensions

Width	5.2 mm
Height	20.5 mm
Depth	47 mm
Length	20.5 mm
Pitch	5.2 mm

Material specifications

Color	gray (RAL 7042)
Flammability rating according to UL 94	V0
Insulating material group	I
Insulating material	PA
Static insulating material application in cold	-60 °C
Temperature index of insulation material (DIN EN 60216-1 (VDE 0304-21))	130 °C
Relative insulation material temperature index (Elec., UL 746 B)	130 °C
Fire protection for rail vehicles (DIN EN 45545-2) R22	HL 1 - HL 3
Fire protection for rail vehicles (DIN EN 45545-2) R23	HL 1 - HL 3
Fire protection for rail vehicles (DIN EN 45545-2) R24	HL 1 - HL 3
Fire protection for rail vehicles (DIN EN 45545-2) R26	HL 1 - HL 3
Calorimetric heat release NFPA 130 (ASTM E 1354)	28 MJ/kg
Surface flammability NFPA 130 (ASTM E 162)	passed
Specific optical density of smoke NFPA 130 (ASTM E 662)	passed
Smoke gas toxicity NFPA 130 (SMP 800C)	passed

Environmental and real-life conditions

Ambient conditions

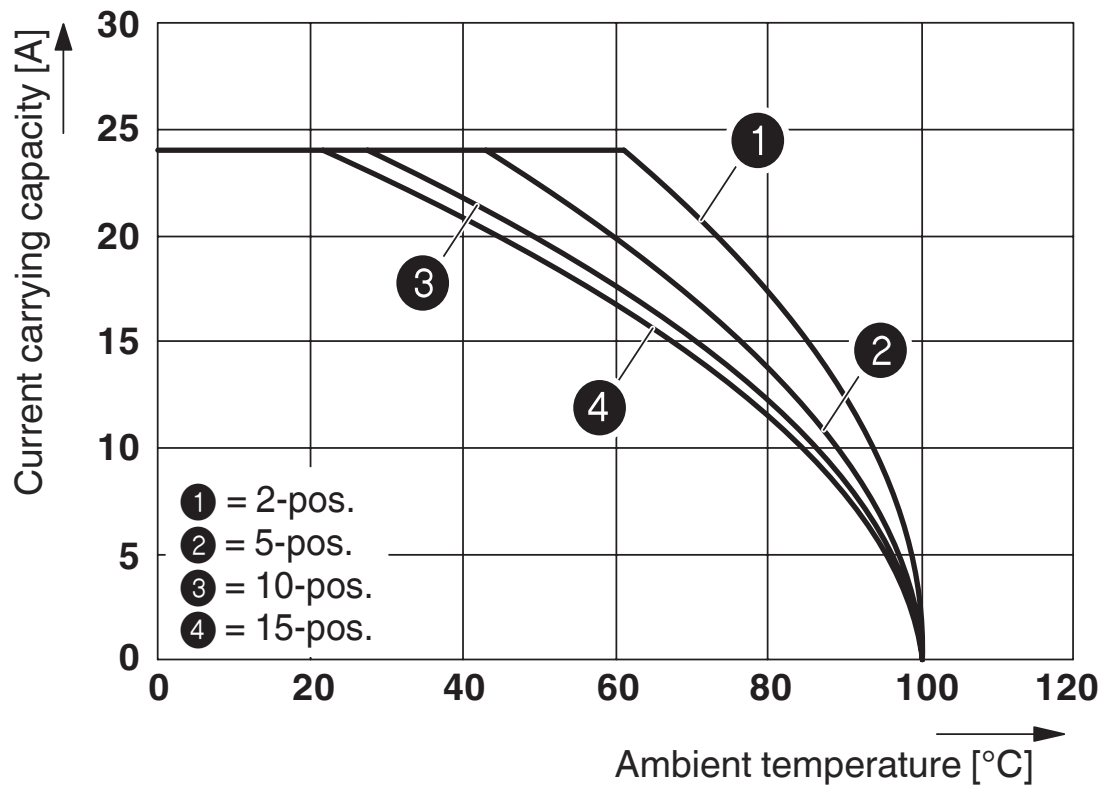
Ambient temperature (operation)	-60 °C (max. operating temperature see derating curve)
Ambient temperature (storage/transport)	-25 °C ... 60 °C (for a short time, not exceeding 24 h, -60 °C to +70 °C)
Ambient temperature (assembly)	-5 °C ... 70 °C
Ambient temperature (actuation)	-5 °C ... 70 °C
Permissible humidity (operation)	20 % ... 90 %
Permissible humidity (storage/transport)	30 % ... 70 %

Standards and regulations

Connection in acc. with standard	IEC 61984
----------------------------------	-----------

Drawings

Diagram



The figure shows the derating curve of the UT 2,5/1P... terminal block in connection with the UPBV 2,5 plug


UPBV 2,5/ 1 - Plug

3045145

<https://www.phoenixcontact.com/us/products/3045145>



Circuit diagram



UPBV 2,5/ 1 - Plug





3045145

<https://www.phoenixcontact.com/us/products/3045145>

Approvals

To download certificates, visit the product detail page: <https://www.phoenixcontact.com/us/products/3045145>

 cULus Recognized Approval ID: E60425				
	Nominal voltage U_N	Nominal current I_N	Cross section AWG	Cross section mm^2
B				
	600 V	20 A	26 - 12	-
Multi-conductor connection	600 V	20 A	26 - 16	-
C				
	600 V	20 A	26 - 12	-
Multi-conductor connection	600 V	20 A	26 - 16	-
D				
	600 V	5 A	26 - 12	-
Multi-conductor connection	600 V	5 A	26 - 16	-

 EAC Approval ID: KZ7500651131219505	
---	--

UPBV 2,5/ 1 - Plug

3045145

<https://www.phoenixcontact.com/us/products/3045145>



Classifications

ECLASS

ECLASS-13.0	27250306
ECLASS-15.0	27250306

ETIM

ETIM 10.0	EC002021
-----------	----------

UNSPSC

UNSPSC 21.0	39121400
-------------	----------

UPBV 2,5/ 1 - Plug



3045145

<https://www.phoenixcontact.com/us/products/3045145>

Environmental product compliance

EU RoHS

Fulfills EU RoHS substance requirements	Yes
Exemption	6(c)

China RoHS

Environment friendly use period (EFUP)	EFUP-50
	An article-related China RoHS declaration table can be found in the download area for the respective article under "Manufacturer declaration". For all articles with EFUP-E, no China RoHS declaration table issued and required.

EU REACH SVHC

REACH candidate substance (CAS No.)	Lead(CAS: 7439-92-1)
SCIP	e6cb6805-a98d-4934-97f3-a5b7059d17fa

Phoenix Contact 2026 © - all rights reserved

<https://www.phoenixcontact.com>

Phoenix Contact USA
586 Fulling Mill Road
Middletown, PA 17057, United States
(+717) 944-1300
info@phoenixcon.com