

PT 4-WE/37 - Panel feed-through terminal block



3044942

<https://www.phoenixcontact.com/us/products/3044942>

Please be informed that the data shown in this PDF document is generated from our online catalog. Please find the complete data in the user documentation. Our general terms of use for downloads are valid.



Panel feed-through terminal block, nom. voltage: 500 V, nominal current: 24 A, number of connections: 74, number of positions: 37, connection method: Push-in connection, Rated cross section: 4 mm², cross section: 0.14 mm² - 4 mm², mounting type: Panel mounting, color: gray

The figure shows a version of the article

Your advantages

- Easy grouping with engagement pin versions
- Highly flexible, thanks to alignable single terminal blocks
- Easy connection of the conductors, thanks to fast Push-in spring connection
- CLIPLINE complete accessories for easy bridging, testing, and marking
- Automatic compensation of the panel thickness via the snap principle integrated in the insulation housing

Commercial data

Item number	3044942
Packing unit	5 pc
Minimum order quantity	5 pc
Product key	BE6112
GTIN	4055626461755
Weight per piece (including packing)	219.41 g
Weight per piece (excluding packing)	219.41 g
Country of origin	RU

PT 4-WE/37 - Panel feed-through terminal block



3044942

<https://www.phoenixcontact.com/us/products/3044942>

Technical data

Notes

Assembly note	Minimum distance to other conductive surfaces: min 5 mm
---------------	---

Product properties

Product type	Feed-through terminal block
Product family	PT 4-WE
Number of positions	37
Pitch	5.2 mm
Number of connections	74
Number of rows	1
Potentials	37

Insulation characteristics

Overvoltage category	III
Degree of pollution	3

Electrical properties

Maximum power dissipation for nominal condition	1.02 W
---	--------

Connection data

Nominal cross section	4 mm ²
Rated cross section AWG	14
Connection method	Push-in connection
Note	Derating curve on request.
Stripping length	10 mm ... 12 mm
Internal cylindrical gage	A3
Connection in acc. with standard	IEC 60947-7-1
Conductor cross-section rigid	0.14 mm ² ... 4 mm ²
Cross section AWG	26 ... 12 (converted acc. to IEC)
Conductor cross-section flexible	0.14 mm ² ... 4 mm ²
Conductor cross-section, flexible [AWG]	26 ... 12 (converted acc. to IEC)
Conductor cross-section flexible (ferrule without plastic sleeve)	0.14 mm ² ... 2.5 mm ²
Flexible conductor cross-section (ferrule with plastic sleeve)	0.14 mm ² ... 2.5 mm ²
2 conductors with the same cross section, flexible, with TWIN ferrule with plastic sleeve	0.5 mm ² ... 0.5 mm ²
Nominal cross section	4 mm ²
Nominal current	24 A
Maximum load current	30 A (with 6 mm ² conductor cross-section, rigid)
Nominal voltage	500 V

Connection cross sections directly pluggable

Conductor cross-section rigid	0.34 mm ² ... 4 mm ²
Conductor cross-section, rigid [AWG]	24 ... 12 (converted acc. to IEC)

PT 4-WE/37 - Panel feed-through terminal block

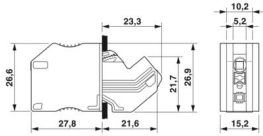


3044942

<https://www.phoenixcontact.com/us/products/3044942>

Conductor cross-section flexible (ferrule without plastic sleeve)	0.34 mm ² ... 2.5 mm ²
Flexible conductor cross-section (ferrule with plastic sleeve)	0.34 mm ² ... 2.5 mm ²

Dimensions

Dimensional drawing	
Width	195.6 mm
Height	26.6 mm
Pitch	5.2 mm
Plate thickness	1 mm ... 2.5 mm

Material specifications

Color	gray
Flammability rating according to UL 94	V0
Insulating material	PA
Static insulating material application in cold	-60 °C
Temperature index of insulation material (DIN EN 60216-1 (VDE 0304-21))	125 °C
Relative insulation material temperature index (Elec., UL 746 B)	130 °C
Fire protection for rail vehicles (DIN EN 45545-2) R22	HL 1 - HL 3
Fire protection for rail vehicles (DIN EN 45545-2) R23	HL 1 - HL 3
Fire protection for rail vehicles (DIN EN 45545-2) R24	HL 1 - HL 3
Fire protection for rail vehicles (DIN EN 45545-2) R26	HL 1 - HL 3
Calorimetric heat release NFPA 130 (ASTM E 1354)	27,5 MJ/kg
Surface flammability NFPA 130 (ASTM E 162)	passed
Specific optical density of smoke NFPA 130 (ASTM E 662)	passed
Smoke gas toxicity NFPA 130 (SMP 800C)	passed

Electrical tests

Surge voltage test

Test voltage setpoint	7.3 kV
Result	Test passed

Temperature-rise test

Requirement temperature-rise test	Increase in temperature ≤ 45 K
Result	Test passed
Short-time withstand current 2.5 mm ²	0.15 kA
Short-time withstand current 4 mm ²	0.15 kA
Short-time withstand current 2.5 mm ²	0.3 kA
Short-time withstand current 4 mm ²	0.3 kA
Short-time withstand current 2.5 mm ²	0.5 kA

PT 4-WE/37 - Panel feed-through terminal block



3044942

<https://www.phoenixcontact.com/us/products/3044942>

Result	Test passed
Power-frequency withstand voltage	
Test voltage setpoint	1.89 kV
Result	Test passed

Mechanical properties

Mechanical data

Open side panel	No
-----------------	----

Mechanical tests

Mechanical strength

Result	Test passed
--------	-------------

Attachment on the carrier

DIN rail/fixing support	NS 35
Test force setpoint	1 N
Result	Test passed

Test for conductor damage and slackening

Conductor cross-section/weight	0.14 mm ² / 0.2 kg
	2.5 mm ² / 0.7 kg
	4 mm ² / 0.9 kg
Result	Test passed

Environmental and real-life conditions

Aging

Temperature cycles	192
Result	Test passed

Needle-flame test

Time of exposure	30 s
Result	Test passed

Oscillation/broadband noise

Specification	DIN EN 50155 (VDE 0115-200):2008-03
Spectrum	Long life test category 1, class B, body mounted
Frequency	$f_1 = 5 \text{ Hz}$ to $f_2 = 150 \text{ Hz}$
ASD level	0.964 (m/s ²) ² /Hz
Acceleration	0.58g
Test duration per axis	5 h
Test directions	X-, Y- and Z-axis
Result	Test passed

Shocks

Specification	DIN EN 50155 (VDE 0115-200):2008-03
---------------	-------------------------------------

PT 4-WE/37 - Panel feed-through terminal block



3044942

<https://www.phoenixcontact.com/us/products/3044942>

Pulse shape	Half-sine
Acceleration	5g
Shock duration	30 ms
Number of shocks per direction	3
Test directions	X-, Y- and Z-axis (pos. and neg.)
Result	Test passed

Ambient conditions

Ambient temperature (storage/transport)	-25 °C ... 60 °C (for a short time, not exceeding 24 h, -60 °C to +70 °C)
Ambient temperature (assembly)	-5 °C ... 70 °C
Ambient temperature (actuation)	-5 °C ... 70 °C
Permissible humidity (storage/transport)	30 % ... 70 %

Standards and regulations

Connection in acc. with standard	IEC 60947-7-1
----------------------------------	---------------

Mounting

Mounting type	Panel mounting
---------------	----------------

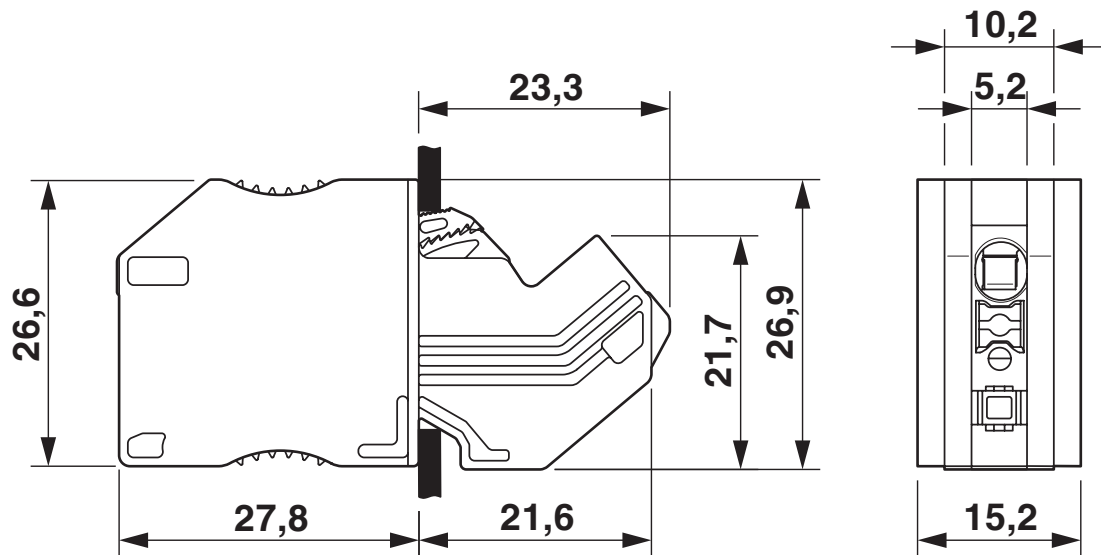
PT 4-WE/37 - Panel feed-through terminal block

3044942

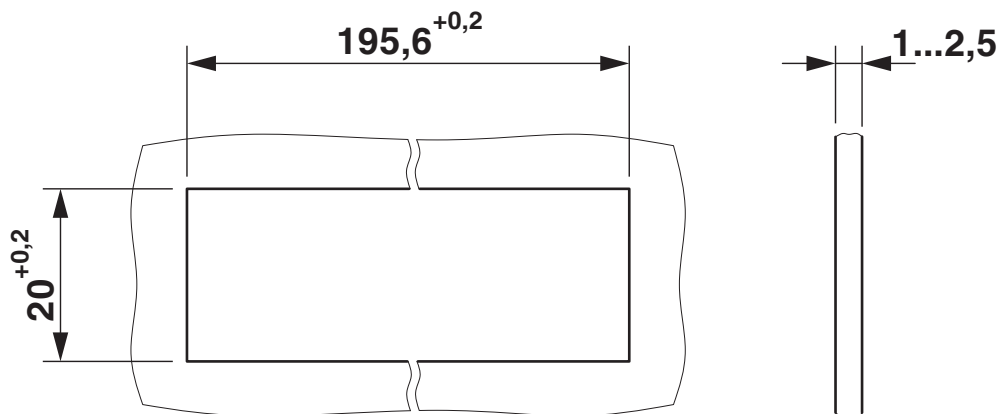
<https://www.phoenixcontact.com/us/products/3044942>

Drawings

Dimensional drawing



Dimensional drawing

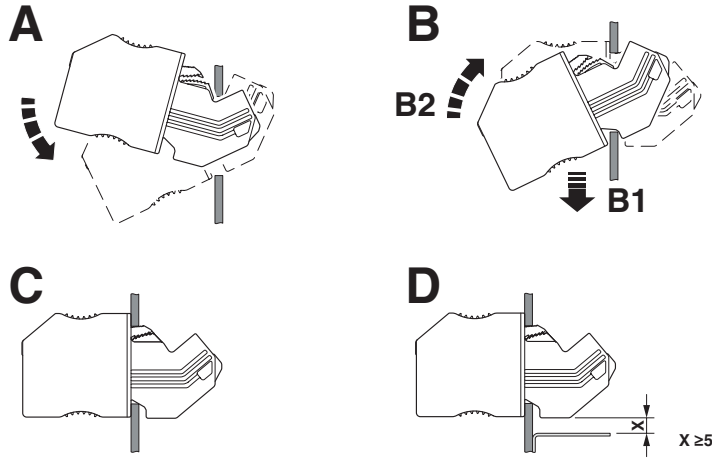


PT 4-WE/37 - Panel feed-through terminal block

3044942

<https://www.phoenixcontact.com/us/products/3044942>

Schematic diagram



Assembly drawing

Circuit diagram



PT 4-WE/37 - Panel feed-through terminal block



3044942

<https://www.phoenixcontact.com/us/products/3044942>

Classifications

UNSPSC

UNSPSC 21.0	39121400
-------------	----------

PT 4-WE/37 - Panel feed-through terminal block



3044942

<https://www.phoenixcontact.com/us/products/3044942>

Environmental product compliance

EU RoHS

Fulfills EU RoHS substance requirements	Yes, No exemptions
---	--------------------

China RoHS

Environment friendly use period (EFUP)	EFUP-E
	No hazardous substances above the limits

EU REACH SVHC

REACH candidate substance (CAS No.)	No substance above 0.1 wt%
-------------------------------------	----------------------------

Phoenix Contact 2026 © - all rights reserved
<https://www.phoenixcontact.com>

Phoenix Contact USA
586 Fulling Mill Road
Middletown, PA 17057, United States
(+717) 944-1300
info@phoenixcon.com