

UT 35 BK - Feed-through terminal block



3044226

<https://www.phoenixcontact.com/us/products/3044226>

Please be informed that the data shown in this PDF document is generated from our online catalog. Please find the complete data in the user documentation. Our general terms of use for downloads are valid.



Feed-through terminal block, nom. voltage: 1000 V, nominal current: 125 A, number of connections: 2, connection method: Screw connection, Rated cross section: 35 mm², cross section: 1.5 mm² - 50 mm², mounting type: NS 35/7,5, NS 35/15, color: black

Your advantages

- Globally recognized: Internationally proven screw connection
- Maintenance-free and vibration-resistant thanks to the patented Reakdyn principle
- Space savings and flexibility with the connection of two identical conductors
- Long-term stable connections with the use of high-quality materials
- Low self-heating due to high contact forces
- Full flexibility thanks to the standardized CLIPLINE complete bridging, marking, and testing accessories
- Vibration-resistant and maintenance-free conductor connection

Commercial data

| | |
|--------------------------------------|---------------|
| Item number | 3044226 |
| Packing unit | 50 pc |
| Minimum order quantity | 50 pc |
| Sales key | BE01 |
| Product key | BE1111 |
| GTIN | 4046356781220 |
| Weight per piece (including packing) | 59.39 g |
| Weight per piece (excluding packing) | 59.39 g |
| Customs tariff number | 85369010 |
| Country of origin | TR |

UT 35 BK - Feed-through terminal block



3044226

<https://www.phoenixcontact.com/us/products/3044226>

Technical data

Notes

General

| | |
|------|---|
| Note | With a free-hanging connection, an insulating foil has to be placed between the plug connection and electrically conductive surfaces. |
| | Current and voltage are determined by the plug used |
| | For a reliable contact of multi stranded conductors it is recommended to untwist multi stranded conductors. |

Product properties

| | |
|-----------------------|-----------------------------|
| Product type | Feed-through terminal block |
| Product family | UT |
| Number of connections | 2 |
| Number of rows | 1 |
| Potentials | 1 |

Insulation characteristics

| | |
|----------------------|-----|
| Overvoltage category | III |
| Degree of pollution | 3 |

Electrical properties

| | |
|---|--------|
| Rated surge voltage | 8 kV |
| Maximum power dissipation for nominal condition | 4.06 W |

Connection data

| | |
|---------------------------------|--------------------|
| Number of connections per level | 2 |
| Nominal cross section | 35 mm ² |

Level 1 above 1 below 1

| | |
|---|--|
| Connection method | Screw connection |
| Screw thread | M6 |
| Tightening torque | 3.2 ... 3.7 Nm |
| Stripping length | 18 mm |
| Internal cylindrical gage | B9 |
| Connection in acc. with standard | IEC 60947-7-1 |
| Conductor cross-section rigid | 1.5 mm ² ... 50 mm ² |
| Cross section AWG | 14 ... 0 (converted acc. to IEC) |
| Conductor cross-section flexible | 1.5 mm ² ... 50 mm ² |
| Conductor cross-section, flexible [AWG] | 14 ... 0 (converted acc. to IEC) |
| Conductor cross-section flexible (ferrule without plastic sleeve) | 1.5 mm ² ... 35 mm ² |
| Flexible conductor cross-section (ferrule with plastic sleeve) | 1.5 mm ² ... 35 mm ² |
| 2 conductors with same cross section, rigid | 1.5 mm ² ... 16 mm ² |
| 2 conductors with same cross section, flexible | 1.5 mm ² ... 10 mm ² |

UT 35 BK - Feed-through terminal block



3044226

<https://www.phoenixcontact.com/us/products/3044226>

| | |
|---|--|
| 2 conductors with same cross section, flexible, with ferrule without plastic sleeve | 1.5 mm ² ... 10 mm ² |
| 2 conductors with the same cross section, flexible, with TWIN ferrule with plastic sleeve | 1.5 mm ² ... 16 mm ² |
| Nominal cross section | 35 mm ² |
| Nominal current | 125 A |
| Maximum load current | 150 A (with 50 mm ² conductor cross-section) |
| Nominal voltage | 1000 V |
| Note | Note: Product releases, connection cross sections and notes on connecting aluminum cables can be found in the download area. |

Ex data

Rated data (ATEX/IECEx)

| | |
|--|---|
| Identification | ⊕ II 2 GD Ex eb IIC Gb |
| Operating temperature range | -60 °C ... 110 °C |
| Ex-certified accessories | 1205079 SZS 1,0X6,5 VDE 3022276 CLIPFIX 35-5 3022218 CLIPFIX 35 |
| List of bridges | Plug-in bridge / FBS 2-16 / 3005963 |
| Bridge data | 98.5 A (35 mm ²) |
| Ex temperature increase for bridging with bridge | 40 K (133.6 A / 35 mm ²) 690 V |
| Rated insulation voltage output | 630 V (Permanent) |

Ex level General

| | |
|----------------------|---------|
| Rated voltage | 690 V |
| Rated current | 123 A |
| Maximum load current | 129 A |
| Contact resistance | 0.08 mΩ |

Ex connection data General

| | |
|---|--|
| Torque range | 3.2 Nm ... 3.7 Nm |
| Nominal cross section | 35 mm ² |
| Rated cross section AWG | 2 |
| Connection capacity rigid | 1.5 mm ² ... 50 mm ² |
| Connection capacity AWG | 16 ... 1/0 |
| Connection capacity flexible | 1.5 mm ² ... 35 mm ² |
| Connection capacity AWG | 16 ... 2 |
| 2 conductors with same cross section, solid | 1.5 mm ² ... 16 mm ² |
| 2 conductors with the same cross-section AWG rigid | 16 ... 6 |
| 2 conductors with same cross section, stranded | 1.5 mm ² ... 10 mm ² |
| 2 conductors with the same cross-section AWG flexible | 16 ... 8 |

Dimensions

UT 35 BK - Feed-through terminal block



3044226

<https://www.phoenixcontact.com/us/products/3044226>

| | |
|--------------------|---------|
| Width | 16 mm |
| End cover width | 2.2 mm |
| Height | 61.2 mm |
| Depth | 65.1 mm |
| Depth on NS 35/7,5 | 65.7 mm |
| Depth on NS 35/15 | 73.2 mm |

Material specifications

| | |
|--|------------------|
| Color | black (RAL 9005) |
| Flammability rating according to UL 94 | V0 |
| Insulating material group | I |
| Insulating material | PA |
| Static insulating material application in cold | -60 °C |
| Relative insulation material temperature index (Elec., UL 746 B) | 130 °C |
| Fire protection for rail vehicles (DIN EN 45545-2) R22 | HL 1 - HL 3 |
| Fire protection for rail vehicles (DIN EN 45545-2) R23 | HL 1 - HL 3 |
| Fire protection for rail vehicles (DIN EN 45545-2) R24 | HL 1 - HL 3 |
| Fire protection for rail vehicles (DIN EN 45545-2) R26 | HL 1 - HL 3 |
| Surface flammability NFPA 130 (ASTM E 162) | passed |
| Specific optical density of smoke NFPA 130 (ASTM E 662) | passed |
| Smoke gas toxicity NFPA 130 (SMP 800C) | passed |

Electrical tests

Surge voltage test

| | |
|-----------------------|-------------|
| Test voltage setpoint | 9.8 kV |
| Result | Test passed |

Temperature-rise test

| | |
|---|-------------------------------------|
| Requirement temperature-rise test | Increase in temperature \leq 45 K |
| Result | Test passed |
| Short-time withstand current 35 mm ² | 4.2 kA |
| Result | Test passed |

Power-frequency withstand voltage

| | |
|-----------------------|-------------|
| Test voltage setpoint | 2.2 kV |
| Result | Test passed |

Mechanical properties

Mechanical data

| | |
|-----------------|----|
| Open side panel | No |
|-----------------|----|

Mechanical tests

Mechanical strength

| | |
|--------|-------------|
| Result | Test passed |
|--------|-------------|

UT 35 BK - Feed-through terminal block



3044226

<https://www.phoenixcontact.com/us/products/3044226>

Attachment on the carrier

| | |
|-------------------------|-------------|
| DIN rail/fixing support | NS 35 |
| Test force setpoint | 10 N |
| Result | Test passed |

Test for conductor damage and slackening

| | |
|--------------------------------|------------------------------|
| Rotation speed | 10 rpm |
| Revolutions | 135 |
| Conductor cross-section/weight | 1.5 mm ² / 0.4 kg |
| | 35 mm ² / 6.8 kg |
| | 50 mm ² / 9.5 kg |
| Result | Test passed |

Environmental and real-life conditions

Needle-flame test

| | |
|------------------|-------------|
| Time of exposure | 30 s |
| Result | Test passed |

Oscillation/broadband noise

| | |
|------------------------|--|
| Specification | DIN EN 50155 (VDE 0115-200):2022-06 |
| Spectrum | Long life test category 2, bogie-mounted |
| Frequency | $f_1 = 5 \text{ Hz}$ to $f_2 = 250 \text{ Hz}$ |
| ASD level | 6.12 (m/s ²) ² /Hz |
| Acceleration | 3.12g |
| Test duration per axis | 5 h |
| Test directions | X-, Y- and Z-axis |
| Result | Test passed |

Shocks

| | |
|--------------------------------|-------------------------------------|
| Specification | DIN EN 50155 (VDE 0115-200):2008-03 |
| Pulse shape | Half-sine |
| Acceleration | 5g |
| Shock duration | 30 ms |
| Number of shocks per direction | 3 |
| Test directions | X-, Y- and Z-axis (pos. and neg.) |
| Result | Test passed |

Ambient conditions

| | |
|---|--|
| Ambient temperature (operation) | -60 °C ... 110 °C (Operating temperature range incl. self-heating; for max. short-term operating temperature, see RTI Elec.) |
| Ambient temperature (storage/transport) | -25 °C ... 60 °C (for a short time, not exceeding 24 h, -60 °C to +70 °C) |
| Ambient temperature (assembly) | -5 °C ... 70 °C |
| Ambient temperature (actuation) | -5 °C ... 70 °C |
| Permissible humidity (operation) | 20 % ... 90 % |

UT 35 BK - Feed-through terminal block



3044226

<https://www.phoenixcontact.com/us/products/3044226>

| | |
|--|---------------|
| Permissible humidity (storage/transport) | 30 % ... 70 % |
|--|---------------|

Standards and regulations

| | |
|----------------------------------|---------------|
| Connection in acc. with standard | IEC 60947-7-1 |
|----------------------------------|---------------|

Mounting

| | |
|---------------|-----------|
| Mounting type | NS 35/7,5 |
| | NS 35/15 |

UT 35 BK - Feed-through terminal block

3044226

<https://www.phoenixcontact.com/us/products/3044226>



Drawings

Circuit diagram



UT 35 BK - Feed-through terminal block



3044226

<https://www.phoenixcontact.com/us/products/3044226>

Approvals

To download certificates, visit the product detail page: <https://www.phoenixcontact.com/us/products/3044226>

DNV

Approval ID: TAE00001S9



CSA

Approval ID: 13631



IECEE CB Scheme

Approval ID: DE1-65779

| | Nominal voltage U_N | Nominal current I_N | Cross section AWG | Cross section mm^2 |
|-------|-----------------------|-----------------------|-------------------|----------------------|
| keine | | | | |
| | 1000 V | 125 A | - | 1.5 - 35 |



cULus Recognized

Approval ID: E60425

| | Nominal voltage U_N | Nominal current I_N | Cross section AWG | Cross section mm^2 |
|----------------------------|-----------------------|-----------------------|-------------------|----------------------|
| B | | | | |
| | 600 V | 150 A | 14 - 1/0 | - |
| Multi-conductor connection | 600 V | 150 A | 14 | - |
| C | | | | |
| | 600 V | 150 A | 14 - 1/0 | - |
| Multi-conductor connection | 600 V | 150 A | 14 | - |
| E | | | | |
| | 1000 V | 150 A | 14 - 1/0 | - |
| Multi-conductor connection | 1000 V | 150 A | 14 | - |



VDE Zeichengenehmigung

Approval ID: 40020166

| | Nominal voltage U_N | Nominal current I_N | Cross section AWG | Cross section mm^2 |
|-------|-----------------------|-----------------------|-------------------|----------------------|
| keine | | | | |
| | 1000 V | 125 A | - | 1.5 - 35 |



CSA


Approval ID: 13631


UT 35 BK - Feed-through terminal block





3044226


<https://www.phoenixcontact.com/us/products/3044226>


|  ATEX Approval ID: KEMA04ATEX2048U | | | | |
|---|-----------------------|-----------------------|-------------------|-----------------------------|
| | Nominal voltage U_N | Nominal current I_N | Cross section AWG | Cross section mm^2 |
| keine | | | | |
| Only flexible conductors | 690 V | 123 A | - | 1.5 - 35 |
| Only rigid conductors | 690 V | 129 A | - | 1.5 - 50 |

|  cUL Recognized Approval ID: E192998 | | | | |
|---|-----------------------|-----------------------|-------------------|-----------------------------|
| | Nominal voltage U_N | Nominal current I_N | Cross section AWG | Cross section mm^2 |
| keine | | | | |
| | 600 V | 150 A | 14 - 1/0 | - |

|  IECEx Approval ID: IECExKEM06.0027U | | | | |
|---|-----------------------|-----------------------|-------------------|-----------------------------|
| | Nominal voltage U_N | Nominal current I_N | Cross section AWG | Cross section mm^2 |
| keine | | | | |
| Only flexible conductors | 690 V | 123 A | - | 1.5 - 35 |
| Only rigid conductors | 690 V | 129 A | - | 1.5 - 50 |

|  UL Recognized Approval ID: E192998 | | | | |
|--|-----------------------|-----------------------|-------------------|-----------------------------|
| | Nominal voltage U_N | Nominal current I_N | Cross section AWG | Cross section mm^2 |
| keine | | | | |
| | 600 V | 150 A | 14 - 1/0 | - |

|  CCC Approval ID: 2020322313000622 | | | | |
|---|--|--|--|--|
|---|--|--|--|--|

|  UKCA-EX Approval ID: DEKRA 21UKEX0304U | | | | |
|--|--|--|--|--|
|--|--|--|--|--|

|  EAC Ex Approval ID: KZ 7500525010101950 | | | | |
|---|--|--|--|--|
|---|--|--|--|--|

UT 35 BK - Feed-through terminal block



3044226

<https://www.phoenixcontact.com/us/products/3044226>

Classifications

ECLASS

| | |
|-------------|----------|
| ECLASS-13.0 | 27250101 |
| ECLASS-15.0 | 27250101 |

ETIM

| | |
|-----------|----------|
| ETIM 10.0 | EC000897 |
|-----------|----------|

UNSPSC

| | |
|-------------|----------|
| UNSPSC 21.0 | 39121400 |
|-------------|----------|

UT 35 BK - Feed-through terminal block



3044226

<https://www.phoenixcontact.com/us/products/3044226>

Environmental product compliance

EU RoHS

| | |
|---|--------------------|
| Fulfills EU RoHS substance requirements | Yes, No exemptions |
|---|--------------------|

China RoHS

| | |
|--|--|
| Environment friendly use period (EFUP) | EFUP-E |
| | No hazardous substances above the limits |

EU REACH SVHC

| | |
|-------------------------------------|----------------------------|
| REACH candidate substance (CAS No.) | No substance above 0.1 wt% |
|-------------------------------------|----------------------------|

Phoenix Contact 2026 © - all rights reserved
<https://www.phoenixcontact.com>

Phoenix Contact USA
586 Fulling Mill Road
Middletown, PA 17057, United States
(+717) 944-1300
info@phoenixcon.com