

# UT 16 - Feed-through terminal block



3044199

<https://www.phoenixcontact.com/us/products/3044199>

Please be informed that the data shown in this PDF document is generated from our online catalog. Please find the complete data in the user documentation. Our general terms of use for downloads are valid.



Feed-through terminal block, nom. voltage: 1000 V, nominal current: 76 A, number of connections: 2, connection method: Screw connection, Rated cross section: 16 mm<sup>2</sup>, cross section: 1.5 mm<sup>2</sup> - 25 mm<sup>2</sup>, mounting type: NS 35/7,5, NS 35/15, color: gray

## Your advantages

- Globally recognized: Internationally proven screw connection
- Maintenance-free and vibration-resistant thanks to the patented Reakdyn principle
- Space savings and flexibility with the connection of two identical conductors
- Long-term stable connections with the use of high-quality materials
- Low self-heating due to high contact forces
- Full flexibility thanks to the standardized CLIPLINE complete bridging, marking, and testing accessories
- Vibration-resistant and maintenance-free conductor connection

## Commercial data

Item number	3044199
Packing unit	50 pc
Minimum order quantity	50 pc
Sales key	BE01
Product key	BE1111
GTIN	4017918977535
Weight per piece (including packing)	29.803 g
Weight per piece (excluding packing)	29.83 g
Customs tariff number	85369010
Country of origin	TR

# UT 16 - Feed-through terminal block



3044199

<https://www.phoenixcontact.com/us/products/3044199>

## Technical data

### Notes

#### General

Note	With a free-hanging connection, an insulating foil has to be placed between the plug connection and electrically conductive surfaces.
	Current and voltage are determined by the plug used
	For a reliable contact of multi stranded conductors it is recommended to untwist multi stranded conductors.

### Product properties

Product type	Feed-through terminal block
Product family	UT
Area of application	Railway industry
	Machine building
	Plant engineering
	Process industry
Number of connections	2
Number of rows	1
Potentials	1

#### Insulation characteristics

Overvoltage category	III
Degree of pollution	3

### Electrical properties

Rated surge voltage	8 kV
Maximum power dissipation for nominal condition	2.43 W

### Connection data

Number of connections per level	2
Nominal cross section	16 mm <sup>2</sup>

#### Level 1 above 1 below 1

Connection method	Screw connection
Screw thread	M5
Tightening torque	2.5 ... 3 Nm
Stripping length	14 mm
Internal cylindrical gage	A7
Connection in acc. with standard	IEC 60947-7-1
Conductor cross-section rigid	1.5 mm <sup>2</sup> ... 25 mm <sup>2</sup>
Cross section AWG	14 ... 4 (converted acc. to IEC)
Conductor cross-section flexible	1.5 mm <sup>2</sup> ... 25 mm <sup>2</sup>
Conductor cross-section, flexible [AWG]	14 ... 4 (converted acc. to IEC)

# UT 16 - Feed-through terminal block



3044199

<https://www.phoenixcontact.com/us/products/3044199>

Conductor cross-section flexible (ferrule without plastic sleeve)	1 mm <sup>2</sup> ... 16 mm <sup>2</sup>
Flexible conductor cross-section (ferrule with plastic sleeve)	1 mm <sup>2</sup> ... 16 mm <sup>2</sup>
2 conductors with same cross section, rigid	1 mm <sup>2</sup> ... 6 mm <sup>2</sup>
2 conductors with same cross section, flexible	1 mm <sup>2</sup> ... 6 mm <sup>2</sup>
2 conductors with same cross section, flexible, with ferrule without plastic sleeve	1 mm <sup>2</sup> ... 6 mm <sup>2</sup>
2 conductors with the same cross section, flexible, with TWIN ferrule with plastic sleeve	0.75 mm <sup>2</sup> ... 10 mm <sup>2</sup>
Nominal cross section	16 mm <sup>2</sup>
Nominal current	76 A
Maximum load current	101 A (with 25 mm <sup>2</sup> conductor cross-section)
Nominal voltage	1000 V
Note	Note: Product releases, connection cross sections and notes on connecting aluminum cables can be found in the download area.

## Ex data

### Rated data (ATEX/IECEx)

Identification	Ⓔ II 2 GD Ex eb IIC Gb
Operating temperature range	-60 °C ... 110 °C
Ex-certified accessories	3047206 D-UT 16
	1205066 SZS 1,0X4,0 VDE
	3022276 CLIPFIX 35-5
	3022218 CLIPFIX 35
List of bridges	Plug-in bridge / FBS 2-12 / 3005950
Bridge data	73.5 A (16 mm <sup>2</sup> )
Ex temperature increase	40 K (80.5 A / 16 mm <sup>2</sup> )
for bridging with bridge	690 V
Rated insulation voltage	630 V
output	(Permanent)

### Ex level General

Rated voltage	690 V
Rated current	73.5 A
Maximum load current	89.5 A
Contact resistance	0.16 mΩ

### Ex connection data General

Torque range	2.5 Nm ... 3 Nm
Nominal cross section	16 mm <sup>2</sup>
Rated cross section AWG	6
Connection capacity rigid	1.5 mm <sup>2</sup> ... 25 mm <sup>2</sup>
Connection capacity AWG	16 ... 4
Connection capacity flexible	1.5 mm <sup>2</sup> ... 16 mm <sup>2</sup>
Connection capacity AWG	16 ... 6
2 conductors with same cross section, solid	1 mm <sup>2</sup> ... 6 mm <sup>2</sup>

# UT 16 - Feed-through terminal block



3044199

<https://www.phoenixcontact.com/us/products/3044199>

2 conductors with the same cross-section AWG rigid	18 ... 10
2 conductors with same cross section, stranded	1 mm <sup>2</sup> ... 4 mm <sup>2</sup>
2 conductors with the same cross-section AWG flexible	18 ... 12

## Dimensions

Width	12.2 mm
End cover width	2.2 mm
Height	55.5 mm
Depth	54.4 mm
Depth on NS 35/7,5	55 mm
Depth on NS 35/15	62.5 mm

## Material specifications

Color	gray (RAL 7042)
Flammability rating according to UL 94	V0
Insulating material group	I
Insulating material	PA
Static insulating material application in cold	-60 °C
Temperature index of insulation material (DIN EN 60216-1 (VDE 0304-21))	130 °C
Relative insulation material temperature index (Elec., UL 746 B)	130 °C
Fire protection for rail vehicles (DIN EN 45545-2) R22	HL 1 - HL 3
Fire protection for rail vehicles (DIN EN 45545-2) R23	HL 1 - HL 3
Fire protection for rail vehicles (DIN EN 45545-2) R24	HL 1 - HL 3
Fire protection for rail vehicles (DIN EN 45545-2) R26	HL 1 - HL 3
Calorimetric heat release NFPA 130 (ASTM E 1354)	28 MJ/kg
Surface flammability NFPA 130 (ASTM E 162)	passed
Specific optical density of smoke NFPA 130 (ASTM E 662)	passed
Smoke gas toxicity NFPA 130 (SMP 800C)	passed

## Electrical tests

### Surge voltage test

Test voltage setpoint	9.8 kV
Result	Test passed

### Temperature-rise test

Requirement temperature-rise test	Increase in temperature ≤ 45 K
Result	Test passed
Short-time withstand current 16 mm <sup>2</sup>	1.92 kA
Result	Test passed

### Power-frequency withstand voltage

Test voltage setpoint	2.2 kV
Result	Test passed

# UT 16 - Feed-through terminal block



3044199

<https://www.phoenixcontact.com/us/products/3044199>

## Mechanical properties

### Mechanical data

Open side panel	Yes
-----------------	-----

## Mechanical tests

### Mechanical strength

Result	Test passed
--------	-------------

### Attachment on the carrier

DIN rail/fixing support	NS 32/NS 35
Test force setpoint	5 N
Result	Test passed

### Test for conductor damage and slackening

Rotation speed	10 rpm
Revolutions	135
Conductor cross-section/weight	1.5 mm <sup>2</sup> / 0.4 kg
	16 mm <sup>2</sup> / 2.9 kg
	25 mm <sup>2</sup> / 4.5 kg
Result	Test passed

## Environmental and real-life conditions

### Needle-flame test

Time of exposure	30 s
Result	Test passed

### Oscillation/broadband noise

Specification	DIN EN 50155 (VDE 0115-200):2018-05
Spectrum	Long life test category 2, bogie-mounted
Frequency	$f_1 = 5 \text{ Hz}$ to $f_2 = 250 \text{ Hz}$
ASD level	6.12 (m/s <sup>2</sup> ) <sup>2</sup> /Hz
Acceleration	3.12g
Test duration per axis	5 h
Test directions	X-, Y- and Z-axis

### Shocks

Specification	DIN EN 50155 (VDE 0115-200):2008-03
Pulse shape	Half-sine
Acceleration	30g
Shock duration	18 ms
Number of shocks per direction	3
Test directions	X-, Y- and Z-axis (pos. and neg.)

### Ambient conditions

# UT 16 - Feed-through terminal block



3044199

<https://www.phoenixcontact.com/us/products/3044199>

Ambient temperature (operation)	-60 °C ... 110 °C (Operating temperature range incl. self-heating; for max. short-term operating temperature, see RTI Elec.)
Ambient temperature (storage/transport)	-25 °C ... 60 °C (for a short time, not exceeding 24 h, -60 °C to +70 °C)
Ambient temperature (assembly)	-5 °C ... 70 °C
Ambient temperature (actuation)	-5 °C ... 70 °C
Permissible humidity (operation)	20 % ... 90 %
Permissible humidity (storage/transport)	30 % ... 70 %

## Standards and regulations

Connection in acc. with standard	IEC 60947-7-1
----------------------------------	---------------

## Mounting

Mounting type	NS 35/7,5
	NS 35/15

# UT 16 - Feed-through terminal block

3044199

<https://www.phoenixcontact.com/us/products/3044199>



## Drawings

Circuit diagram



# UT 16 - Feed-through terminal block



3044199

<https://www.phoenixcontact.com/us/products/3044199>

## Approvals

To download certificates, visit the product detail page: <https://www.phoenixcontact.com/us/products/3044199>

**DNV**

Approval ID: TAE00001S9



**CSA**

Approval ID: 13631



**IECEE CB Scheme**

Approval ID: DE1-65779

	Nominal voltage $U_N$	Nominal current $I_N$	Cross section AWG	Cross section $mm^2$
keine				
	1000 V	76 A	-	- 16



**cULus Recognized**

Approval ID: E60425

	Nominal voltage $U_N$	Nominal current $I_N$	Cross section AWG	Cross section $mm^2$
B				
	600 V	85 A	16 - 4	-
Multi-conductor connection	600 V	85 A	- 14	-
C				
	600 V	85 A	16 - 4	-
Multi-conductor connection	600 V	85 A	- 14	-



**LR**

Approval ID: LR24100022TA



**VDE Zeichengenehmigung**

Approval ID: 40020166

	Nominal voltage $U_N$	Nominal current $I_N$	Cross section AWG	Cross section $mm^2$
keine				
	1000 V	76 A	-	1.5 - 16



**CSA**


Approval ID: 13631


# UT 16 - Feed-through terminal block





3044199


<https://www.phoenixcontact.com/us/products/3044199>

 <b>ATEX</b> Approval ID: KEMA04ATEX2048U				
	Nominal voltage $U_N$	Nominal current $I_N$	Cross section AWG	Cross section $\text{mm}^2$
keine				
Only flexible conductors	690 V	73.5 A	-	1.5 - 16
Only rigid conductors	690 V	89.5 A	-	1.5 - 25

 <b>cUL Recognized</b> Approval ID: E192998				
	Nominal voltage $U_N$	Nominal current $I_N$	Cross section AWG	Cross section $\text{mm}^2$
keine				
	600 V	85 A	16 - 4	-

 <b>EAC Ex</b> Approval ID: KZ 7500525010101950				
---	--	--	--	--

 <b>IECEX</b> Approval ID: IECEXKEM06.0027U				
	Nominal voltage $U_N$	Nominal current $I_N$	Cross section AWG	Cross section $\text{mm}^2$
keine				
Only flexible conductors	690 V	73.5 A	-	1.5 - 16
Only rigid conductors	690 V	89.5 A	-	1.5 - 25

 <b>UL Recognized</b> Approval ID: E192998				
	Nominal voltage $U_N$	Nominal current $I_N$	Cross section AWG	Cross section $\text{mm}^2$
keine				
	600 V	85 A	16 - 4	-

 <b>CCC</b> Approval ID: 2020322313000622				
---	--	--	--	--

 <b>UKCA-EX</b> Approval ID: DEKRA 21UKEX0304U				
--	--	--	--	--

# UT 16 - Feed-through terminal block



3044199

<https://www.phoenixcontact.com/us/products/3044199>

## Classifications

### ECLASS

ECLASS-13.0	27250101
ECLASS-15.0	27250101

### ETIM

ETIM 10.0	EC000897
-----------	----------

### UNSPSC

UNSPSC 21.0	39121400
-------------	----------

# UT 16 - Feed-through terminal block



3044199

<https://www.phoenixcontact.com/us/products/3044199>

## Environmental product compliance

### EU RoHS

Fulfills EU RoHS substance requirements	Yes, No exemptions
---	--------------------

### China RoHS

Environment friendly use period (EFUP)	EFUP-E
	No hazardous substances above the limits

### EU REACH SVHC

REACH candidate substance (CAS No.)	No substance above 0.1 wt%
-------------------------------------	----------------------------

### EF3.1 Climate Change

CO2e kg	0.095 kg CO2e
---------	---------------

Phoenix Contact 2026 © - all rights reserved  
<https://www.phoenixcontact.com>

Phoenix Contact USA  
586 Fulling Mill Road  
Middletown, PA 17057, United States  
(+717) 944-1300  
[info@phoenixcon.com](mailto:info@phoenixcon.com)