

# STTB 2,5/2P-PE - Protective conductor double-level terminal block



3040067

<https://www.phoenixcontact.com/us/products/3040067>

Please be informed that the data shown in this PDF document is generated from our online catalog. Please find the complete data in the user documentation. Our general terms of use for downloads are valid.



Protective conductor double-level terminal block, connection method: Spring-cage/plug-in connection, 1st and 2nd level connection left, cross section: 0.08 mm<sup>2</sup> - 4 mm<sup>2</sup>, mounting type: NS 35/15, NS 35/7,5, color: green-yellow

## Your advantages

- These mixed versions combine the advantages of double-level feed-through terminal blocks and ground terminal blocks of the same shape
- The PE/L and PE/N types feature a protective conductor contact with the DIN rail in the lower level, while the upper level is designed as a feed-through level
- Tested for railway applications
- Potential routing on two levels

## Commercial data

Item number	3040067
Packing unit	50 pc
Minimum order quantity	50 pc
Sales key	BE02
Product key	BE2142
GTIN	4017918832667
Weight per piece (including packing)	14.254 g
Weight per piece (excluding packing)	14.118 g
Customs tariff number	85369010
Country of origin	PL

# STTB 2,5/2P-PE - Protective conductor double-level terminal block



3040067

<https://www.phoenixcontact.com/us/products/3040067>

## Technical data

### Product properties

Product type	Ground terminal block
Product family	ST
Area of application	Railway industry
	Machine building
	Plant engineering
Number of connections	4
Number of rows	2

### Insulation characteristics

Overvoltage category	III
Degree of pollution	3

### Electrical properties

Rated surge voltage	6 kV
Maximum power dissipation for nominal condition	0.77 W

### Connection data

Grounding foot	Yes
Number of connections per level	2
Nominal cross section	2.5 mm <sup>2</sup>

### 1st and 2nd level connection left

Connection method	Spring-cage/plug-in connection
Note	Please observe the current carrying capacity of the DIN rails.
Stripping length	8 mm ... 10 mm
Internal cylindrical gage	A3
Connection in acc. with standard	IEC 61984
Conductor cross-section rigid	0.08 mm <sup>2</sup> ... 4 mm <sup>2</sup>
Cross section AWG	28 ... 12 (converted acc. to IEC)
Conductor cross-section flexible	0.08 mm <sup>2</sup> ... 2.5 mm <sup>2</sup>
Conductor cross-section, flexible [AWG]	28 ... 14 (converted acc. to IEC)
Conductor cross-section flexible (ferrule without plastic sleeve)	0.14 mm <sup>2</sup> ... 2.5 mm <sup>2</sup>
Flexible conductor cross-section (ferrule with plastic sleeve)	0.14 mm <sup>2</sup> ... 2.5 mm <sup>2</sup>

### Dimensions

Width	5.2 mm
End cover width	2.2 mm
Height	71.5 mm
Depth on NS 35/7,5	47.5 mm
Depth on NS 35/15	55 mm

# STTB 2,5/2P-PE - Protective conductor double-level terminal block



3040067

<https://www.phoenixcontact.com/us/products/3040067>

## Material specifications

Color	green-yellow
Flammability rating according to UL 94	V0
Insulating material group	I
Insulating material	PA
Static insulating material application in cold	-60 °C
Temperature index of insulation material (DIN EN 60216-1 (VDE 0304-21))	130 °C
Relative insulation material temperature index (Elec., UL 746 B)	130 °C
Fire protection for rail vehicles (DIN EN 45545-2) R22	HL 1 - HL 3
Fire protection for rail vehicles (DIN EN 45545-2) R23	HL 1 - HL 3
Fire protection for rail vehicles (DIN EN 45545-2) R24	HL 1 - HL 3
Fire protection for rail vehicles (DIN EN 45545-2) R26	HL 1 - HL 3
Calorimetric heat release NFPA 130 (ASTM E 1354)	28 MJ/kg
Surface flammability NFPA 130 (ASTM E 162)	passed
Specific optical density of smoke NFPA 130 (ASTM E 662)	passed
Smoke gas toxicity NFPA 130 (SMP 800C)	passed

## Mechanical properties

### Mechanical data

Open side panel	Yes
-----------------	-----

## Environmental and real-life conditions

### Oscillation/broadband noise

Specification	DIN EN 50155 (VDE 0115-200):2008-03
Spectrum	Long life test category 1, class B, body mounted
Frequency	$f_1 = 5 \text{ Hz}$ to $f_2 = 150 \text{ Hz}$
ASD level	$0.964 \text{ (m/s}^2\text{)}^2\text{/Hz}$
Acceleration	0.58g
Test duration per axis	5 h
Test directions	X-, Y- and Z-axis
Result	Test passed

### Shocks

Specification	DIN EN 50155 (VDE 0115-200):2008-03
Pulse shape	Half-sine
Acceleration	5g
Shock duration	30 ms
Number of shocks per direction	3
Test directions	X-, Y- and Z-axis (pos. and neg.)
Result	Test passed

# STTB 2,5/2P-PE - Protective conductor double-level terminal block



3040067

<https://www.phoenixcontact.com/us/products/3040067>

## Ambient conditions

Ambient temperature (operation)	-60 °C (max. operating temperature see derating curve)
Ambient temperature (storage/transport)	-25 °C ... 60 °C (for a short time, not exceeding 24 h, -60 °C to +70 °C)
Ambient temperature (assembly)	-5 °C ... 70 °C
Ambient temperature (actuation)	-5 °C ... 70 °C
Permissible humidity (operation)	20 % ... 90 %
Permissible humidity (storage/transport)	30 % ... 70 %

## Standards and regulations

Connection in acc. with standard	IEC 61984
----------------------------------	-----------

## Mounting

Mounting type	NS 35/15
	NS 35/7,5

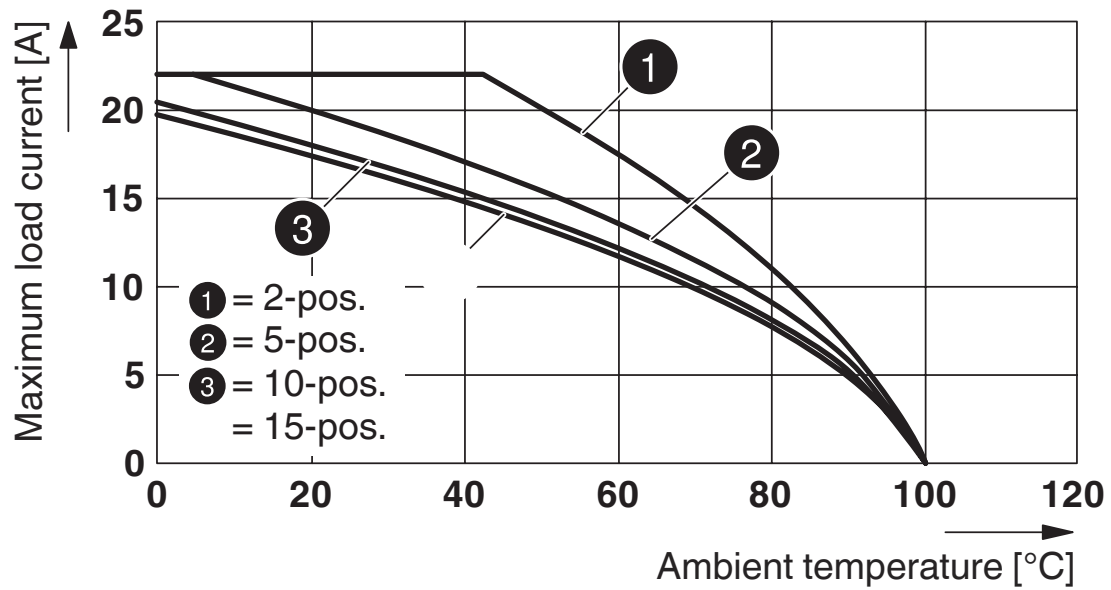
# STTB 2,5/2P-PE - Protective conductor double-level terminal block

3040067

<https://www.phoenixcontact.com/us/products/3040067>

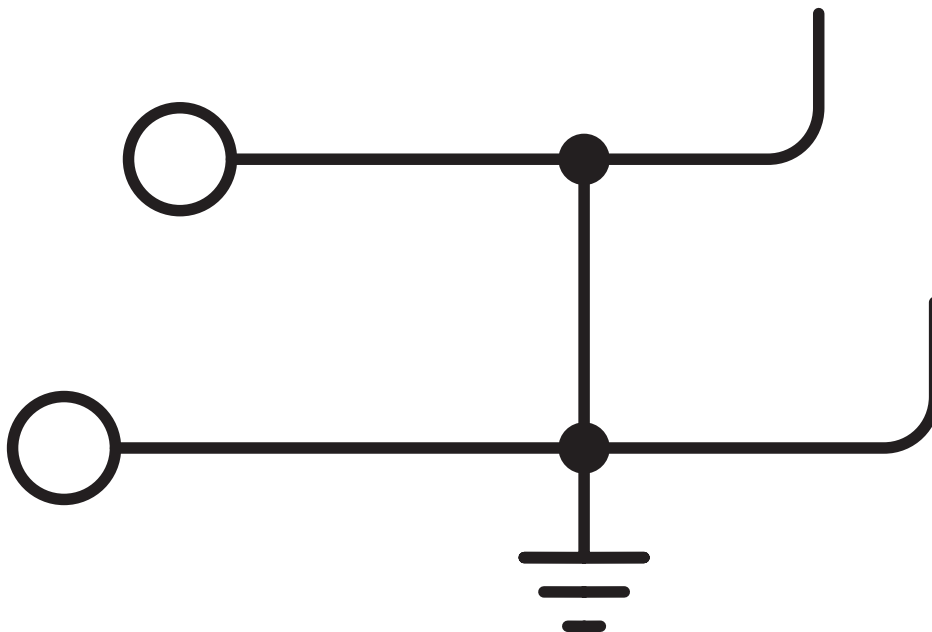
## Drawings

Diagram



Applies to all male connector variants SP...

Circuit diagram



# STTB 2,5/2P-PE - Protective conductor double-level terminal block




3040067


<https://www.phoenixcontact.com/us/products/3040067>


## Approvals


To download certificates, visit the product detail page: <https://www.phoenixcontact.com/us/products/3040067>

 <b>CSA</b> Approval ID: 13631				
	Nominal voltage $U_N$	Nominal current $I_N$	Cross section AWG	Cross section $mm^2$
B	-	-	28 - 12	-
C	-	-	28 - 12	-
D	-	-	28 - 12	-

 <b>IECEE CB Scheme</b> Approval ID: DE1-62736/B1/B2				
--	--	--	--	--

 <b>EAC</b> Approval ID: RU C-DE.BL08.B.00644				
---	--	--	--	--

 <b>VDE Zeichengenehmigung</b> Approval ID: 40019518				
	Nominal voltage $U_N$	Nominal current $I_N$	Cross section AWG	Cross section $mm^2$
keine	500 V	-	-	-

 <b>cULus Recognized</b> Approval ID: E60425				
	Nominal voltage $U_N$	Nominal current $I_N$	Cross section AWG	Cross section $mm^2$
B	-	-	28 - 12	-
C	-	-	28 - 12	-
D	-	-	28 - 12	-

<b>DNV</b> Approval ID: TAE00001CS				
---------------------------------------	--	--	--	--

# STTB 2,5/2P-PE - Protective conductor double-level terminal block



3040067

<https://www.phoenixcontact.com/us/products/3040067>



**EAC**

Approval ID: KZ7500651131219505

# STTB 2,5/2P-PE - Protective conductor double-level terminal block



3040067

<https://www.phoenixcontact.com/us/products/3040067>

## Classifications

### ECLASS

ECLASS-13.0	27250104
ECLASS-15.0	27250104

### ETIM

ETIM 10.0	EC000901
-----------	----------

### UNSPSC

UNSPSC 21.0	39121400
-------------	----------

# STTB 2,5/2P-PE - Protective conductor double-level terminal block



3040067

<https://www.phoenixcontact.com/us/products/3040067>

## Environmental product compliance

### EU RoHS

Fulfills EU RoHS substance requirements	Yes, No exemptions
---	--------------------

### China RoHS

Environment friendly use period (EFUP)	EFUP-E
	No hazardous substances above the limits

### EU REACH SVHC

REACH candidate substance (CAS No.)	No substance above 0.1 wt%
-------------------------------------	----------------------------

### EF3.1 Climate Change

CO2e kg	0.092 kg CO2e
---------	---------------

Phoenix Contact 2026 © - all rights reserved  
<https://www.phoenixcontact.com>

Phoenix Contact USA  
586 Fulling Mill Road  
Middletown, PA 17057, United States  
(+717) 944-1300  
[info@phoenixcon.com](mailto:info@phoenixcon.com)