


ST 2,5-QUATTRO GN - Feed-through terminal block



3037465

<https://www.phoenixcontact.com/us/products/3037465>

Please be informed that the data shown in this PDF document is generated from our online catalog. Please find the complete data in the user documentation. Our general terms of use for downloads are valid.



Feed-through terminal block, nom. voltage: 800 V, nominal current: 24 A, number of connections: 4, connection method: Spring-cage connection, Rated cross section: 2.5 mm², cross section: 0.08 mm² - 4 mm², mounting type: NS 35/7,5, NS 35/15, color: green

Your advantages

- Simple wiring of very small, flexible conductors
- Enables one-handed wiring
- No restriction on cross-sections when using conductors with ferrules
- Reliable vibration resistance thanks to spring-loaded contact elements
- Compact wiring of three conductors in a single terminal block
- Full flexibility thanks to the standardized CLIPLINE complete bridging, marking, and testing accessories

Commercial data

Item number	3037465
Packing unit	50 pc
Minimum order quantity	50 pc
Sales key	BE02
Product key	BE2113
GTIN	4017918622497
Weight per piece (including packing)	9.582 g
Weight per piece (excluding packing)	9.561 g
Customs tariff number	85369010
Country of origin	DE

ST 2,5-QUATTRO GN - Feed-through terminal block



3037465

<https://www.phoenixcontact.com/us/products/3037465>

Technical data

Notes

General

Note	The max. load current must not be exceeded by the total current of all connected conductors.
------	--

Product properties

Product type	Multi-conductor terminal block
Product family	ST
Number of connections	4
Number of rows	1
Potentials	1

Insulation characteristics

Overvoltage category	III
Degree of pollution	3

Electrical properties

Rated surge voltage	8 kV
Maximum power dissipation for nominal condition	0.77 W

Connection data

Number of connections per level	4
Nominal cross section	2.5 mm ²
Connection method	Spring-cage connection
Stripping length	8 mm ... 10 mm
Internal cylindrical gage	A3
Connection in acc. with standard	IEC 60947-7-1
Conductor cross-section rigid	0.08 mm ² ... 4 mm ²
Cross section AWG	28 ... 12 (converted acc. to IEC)
Conductor cross-section flexible	0.08 mm ² ... 2.5 mm ²
Conductor cross-section, flexible [AWG]	28 ... 14 (converted acc. to IEC)
Conductor cross-section flexible ultrasound-compressed	0.34 mm ² ... 4 mm ²
Conductor cross-section, flexible [AWG] ultrasound-compressed	22 ... 12 (converted acc. to IEC)
Conductor cross-section flexible (ferrule without plastic sleeve)	0.14 mm ² ... 2.5 mm ²
Flexible conductor cross-section (ferrule with plastic sleeve)	0.14 mm ² ... 2.5 mm ²
2 conductors with the same cross section, flexible, with TWIN ferrule with plastic sleeve	0.5 mm ²
Nominal cross section	2.5 mm ²
Nominal current	24 A
Maximum load current	28 A (with 4 mm ² conductor cross-section)
Nominal voltage	800 V

ST 2,5-QUATTRO GN - Feed-through terminal block



3037465

<https://www.phoenixcontact.com/us/products/3037465>

Ex data

Rated data (ATEX/IECEX)

Identification	Ⓜ II 2 GD Ex eb IIC Gb
Operating temperature range	-60 °C ... 85 °C
Ex-certified accessories	3030514 D-ST 2,5-QUATTRO 3030815 ATP-ST QUATTRO 3036602 DS-ST 2,5 1204517 SZF 1-0,6X3,5 3022276 CLIPFIX 35-5 3022218 CLIPFIX 35
List of bridges	Plug-in bridge / FBS 2-5 / 3030161 Plug-in bridge / FBS 3-5 / 3030174 Plug-in bridge / FBS 4-5 / 3030187 Plug-in bridge / FBS 5-5 / 3030190 Plug-in bridge / FBS 10-5 / 3030213 Plug-in bridge / FBS 20-5 / 3030226
Bridge data	21.5 A (2.5 mm ²)
Ex temperature increase	40 K (24.2 A / 2.5 mm ²)
for bridging with bridge	550 V
- At bridging between non-adjacent terminal blocks	352 V
- At bridging between non-adjacent terminal blocks via PE terminal block	352 V
- At cut-to-length bridging with cover	220 V
- At cut-to-length bridging with partition plate	275 V
Rated insulation voltage	500 V
output	(Permanent)

Ex level General

Rated voltage	550 V
Rated current	22 A
Maximum load current	26 A
Contact resistance	1.17 mΩ

Ex connection data General

Nominal cross section	2.5 mm ²
Rated cross section AWG	14
Connection capacity rigid	0.08 mm ² ... 4 mm ²
Connection capacity AWG	28 ... 12
Connection capacity flexible	0.08 mm ² ... 2.5 mm ²
Connection capacity AWG	28 ... 14

Dimensions

Width	5.2 mm
End cover width	2.2 mm

ST 2,5-QUATTRO GN - Feed-through terminal block



3037465

<https://www.phoenixcontact.com/us/products/3037465>

Height	72 mm
Depth on NS 35/7,5	36.5 mm
Depth on NS 35/15	44 mm

Material specifications

Color	green (RAL 6021)
Flammability rating according to UL 94	V0
Insulating material group	I
Insulating material	PA
Static insulating material application in cold	-60 °C
Relative insulation material temperature index (Elec., UL 746 B)	130 °C
Fire protection for rail vehicles (DIN EN 45545-2) R22	HL 1 - HL 3
Fire protection for rail vehicles (DIN EN 45545-2) R23	HL 1 - HL 3
Fire protection for rail vehicles (DIN EN 45545-2) R24	HL 1 - HL 3
Fire protection for rail vehicles (DIN EN 45545-2) R26	HL 1 - HL 3
Surface flammability NFPA 130 (ASTM E 162)	passed
Specific optical density of smoke NFPA 130 (ASTM E 662)	passed
Smoke gas toxicity NFPA 130 (SMP 800C)	passed

Electrical tests

Short-time withstand current 2.5 mm ²	0.3 kA
Short-time withstand current 4 mm ²	0.48 kA
Result	Test passed

Mechanical properties

Mechanical data

Open side panel	Yes
-----------------	-----

Mechanical tests

Test for conductor damage and slackening

Rotation speed	10 rpm
Revolutions	135
Conductor cross-section/weight	0.08 mm ² / 0.1 kg
	2.5 mm ² / 0.7 kg
	4 mm ² / 0.9 kg
Result	Test passed

Environmental and real-life conditions

Aging

Result	Test passed
--------	-------------

Needle-flame test

Time of exposure	30 s
------------------	------

ST 2,5-QUATTRO GN - Feed-through terminal block



3037465

<https://www.phoenixcontact.com/us/products/3037465>

Oscillation/broadband noise

Specification	DIN EN 50155 (VDE 0115-200):2018-05
Spectrum	Long life test category 2, bogie-mounted
Frequency	$f_1 = 5 \text{ Hz}$ to $f_2 = 250 \text{ Hz}$
ASD level	6.12 (m/s ²) ² /Hz
Acceleration	3.12g
Test duration per axis	5 h
Test directions	X-, Y- and Z-axis
Result	Test passed

Shocks

Specification	DIN EN 50155 (VDE 0115-200):2018-05
Pulse shape	Half-sine
Acceleration	5g
Shock duration	30 ms
Number of shocks per direction	3
Test directions	X-, Y- and Z-axis (pos. and neg.)
Result	Test passed

Ambient conditions

Ambient temperature (operation)	-60 °C ... 110 °C (Operating temperature range incl. self-heating; for max. short-term operating temperature, see RTI Elec.)
Ambient temperature (storage/transport)	-25 °C ... 60 °C (for a short time, not exceeding 24 h, -60 °C to +70 °C)
Ambient temperature (assembly)	-5 °C ... 70 °C
Ambient temperature (actuation)	-5 °C ... 70 °C
Permissible humidity (operation)	20 % ... 90 %
Permissible humidity (storage/transport)	30 % ... 70 %

Standards and regulations

Connection in acc. with standard	IEC 60947-7-1
----------------------------------	---------------

Mounting

Mounting type	NS 35/7,5
	NS 35/15

ST 2,5-QUATTRO GN - Feed-through terminal block



3037465

<https://www.phoenixcontact.com/us/products/3037465>

Drawings

Circuit diagram



ST 2,5-QUATTRO GN - Feed-through terminal block





3037465


<https://www.phoenixcontact.com/us/products/3037465>


Approvals


To download certificates, visit the product detail page: <https://www.phoenixcontact.com/us/products/3037465>

 CSA Approval ID: 13631				
	Nominal voltage U_N	Nominal current I_N	Cross section AWG	Cross section mm^2
B	600 V	20 A	28 - 12	-
C	600 V	20 A	28 - 12	-

 IECEE CB Scheme Approval ID: DE1-66179_A1				
	Nominal voltage U_N	Nominal current I_N	Cross section AWG	Cross section mm^2
keine	800 V	24 A	-	0.2 - 2.5

 NK Approval ID: 09 ME 140				
---	--	--	--	--

 VDE Zeichengenehmigung Approval ID: 40009033				
	Nominal voltage U_N	Nominal current I_N	Cross section AWG	Cross section mm^2
keine	800 V	24 A	-	0.2 - 2.5

 cULus Recognized Approval ID: E60425				
	Nominal voltage U_N	Nominal current I_N	Cross section AWG	Cross section mm^2
B	600 V	20 A	28 - 12	-
C	600 V	20 A	28 - 12	-

DNV Approval ID: TAE00001CS				
---------------------------------------	--	--	--	--

 ATEX Approval ID: KEMA00ATEX2052U				
---	--	--	--	--

ST 2,5-QUATTRO GN - Feed-through terminal block



3037465

<https://www.phoenixcontact.com/us/products/3037465>

	Nominal voltage U_N	Nominal current I_N	Cross section AWG	Cross section mm^2
keine				
Only flexible conductors	550 V	22 A	-	0.08 - 2.5
Only rigid conductors	550 V	26 A	-	0.08 - 4



EAC Ex

Approval ID: KZ 7500525010101950



IEC Ex

Approval ID: IECEx KEM 06.0051U

	Nominal voltage U_N	Nominal current I_N	Cross section AWG	Cross section mm^2
keine				
Only flexible conductors	550 V	22 A	-	0.08 - 2.5
Only rigid conductors	550 V	26 A	-	0.08 - 4



CCC

Approval ID: 2020322313000621



UKCA-EX

Approval ID: DEKRA 21UKEX0300U

ST 2,5-QUATTRO GN - Feed-through terminal block



3037465

<https://www.phoenixcontact.com/us/products/3037465>

Classifications

ECLASS

ECLASS-13.0	27250101
ECLASS-15.0	27250101

ETIM

ETIM 10.0	EC000897
-----------	----------

UNSPSC

UNSPSC 21.0	39121400
-------------	----------

ST 2,5-QUATTRO GN - Feed-through terminal block



3037465

<https://www.phoenixcontact.com/us/products/3037465>

Environmental product compliance

EU RoHS

Fulfills EU RoHS substance requirements	Yes, No exemptions
---	--------------------

China RoHS

Environment friendly use period (EFUP)	EFUP-E
	No hazardous substances above the limits

EU REACH SVHC

REACH candidate substance (CAS No.)	No substance above 0.1 wt%
-------------------------------------	----------------------------

EF3.1 Climate Change

CO2e kg	0.042 kg CO2e
---------	---------------

Phoenix Contact 2026 © - all rights reserved
<https://www.phoenixcontact.com>

Phoenix Contact USA
586 Fulling Mill Road
Middletown, PA 17057, United States
(+717) 944-1300
info@phoenixcon.com