

# ST 4-TWIN RD - Feed-through terminal block



3037371

<https://www.phoenixcontact.com/us/products/3037371>

Please be informed that the data shown in this PDF document is generated from our online catalog. Please find the complete data in the user documentation. Our general terms of use for downloads are valid.



Feed-through terminal block, nom. voltage: 800 V, nominal current: 32 A, number of connections: 3, connection method: Spring-cage connection, Rated cross section: 4 mm<sup>2</sup>, 1 level, cross section: 0.08 mm<sup>2</sup> - 6 mm<sup>2</sup>, mounting type: NS 35/7,5, NS 35/15, color: red

## Your advantages

- The consistent double function shaft offers every opportunity for time-saving potential distribution and accommodating test accessories
- User-friendly implementation of all potential branching tasks
- Space-saving and practical multi-conductor connection without additional bridges

## Commercial data

|                                      |               |
|--------------------------------------|---------------|
| Item number                          | 3037371       |
| Packing unit                         | 50 pc         |
| Minimum order quantity               | 50 pc         |
| Sales key                            | BE02          |
| Product key                          | BE2112        |
| GTIN                                 | 4017918599751 |
| Weight per piece (including packing) | 11.82 g       |
| Weight per piece (excluding packing) | 11.024 g      |
| Customs tariff number                | 85369010      |
| Country of origin                    | DE            |

# ST 4-TWIN RD - Feed-through terminal block



3037371

<https://www.phoenixcontact.com/us/products/3037371>

## Technical data

### Product properties

|                       |                                |
|-----------------------|--------------------------------|
| Product type          | Multi-conductor terminal block |
| Number of connections | 3                              |
| Number of rows        | 1                              |
| Potentials            | 1                              |

### Insulation characteristics

|                      |     |
|----------------------|-----|
| Overvoltage category | III |
| Degree of pollution  | 3   |

### Electrical properties

|   |        |
|---|--------|
| Rated surge voltage                             | 8 kV   |
| Maximum power dissipation for nominal condition | 1.02 W |

### Connection data

|                                 |                   |
|---------------------------------|-------------------|
| Number of connections per level | 3                 |
| Nominal cross section           | 4 mm <sup>2</sup> |

#### 1 level

|   |   |
|---|---|
| Connection method   | Spring-cage connection  |
| Stripping length  | 8 mm ... 10 mm  |
| Internal cylindrical gage   | A4  |
| Connection in acc. with standard  | IEC 60947-7-1   |
| Conductor cross-section rigid   | 0.08 mm <sup>2</sup> ... 6 mm <sup>2</sup>  |
| Cross section AWG   | 28 ... 10 (converted acc. to IEC)   |
| Conductor cross-section flexible  | 0.08 mm <sup>2</sup> ... 4 mm <sup>2</sup>  |
| Conductor cross-section, flexible [AWG]   | 28 ... 12 (converted acc. to IEC)   |
| Conductor cross-section flexible ultrasound-compressed                                    | 0.34 mm <sup>2</sup> ... 6 mm <sup>2</sup>  |
| Conductor cross-section, flexible [AWG] ultrasound-compressed                             | 22 ... 10 (converted acc. to IEC)   |
| Conductor cross-section flexible (ferrule without plastic sleeve)                         | 0.14 mm <sup>2</sup> ... 4 mm <sup>2</sup>  |
| Flexible conductor cross-section (ferrule with plastic sleeve)                            | 0.14 mm <sup>2</sup> ... 4 mm <sup>2</sup>  |
| 2 conductors with the same cross section, flexible, with TWIN ferrule with plastic sleeve | 0.5 mm <sup>2</sup> ... 1 mm <sup>2</sup>   |
| Nominal cross section   | 4 mm <sup>2</sup>   |
| Nominal current   | 32 A (with 6 mm <sup>2</sup> conductor cross-section)   |
| Maximum load current  | 40 A (In the case of a 6 mm <sup>2</sup> conductor cross-section, the maximum load current must not be exceeded by the total current of all connected conductors) |
| Nominal voltage   | 800 V   |

### Ex data

#### Rated data (ATEX/IECEx)

|                |                        |
|----------------|------------------------|
| Identification | ⊕ II 2 GD Ex eb IIC Gb |
|----------------|------------------------|

# ST 4-TWIN RD - Feed-through terminal block



3037371

<https://www.phoenixcontact.com/us/products/3037371>

|  |                                     |
|--|-------------------------------------|
| Operating temperature range  | -60 °C ... 85 °C                    |
| Ex-certified accessories   | 3030491 D-ST 4-TWIN                 |
|  | 3030789 ATP-ST-TWIN                 |
|  | 3036615 DS-ST 4                     |
|  | 1204517 SZF 1-0,6X3,5               |
|  | 3022276 CLIPFIX 35-5                |
|  | 3022218 CLIPFIX 35                  |
| List of bridges  | Plug-in bridge / FBS 2-6 / 3030336  |
|  | Plug-in bridge / FBS 3-6 / 3030242  |
|  | Plug-in bridge / FBS 4-6 / 3030255  |
|  | Plug-in bridge / FBS 5-6 / 3030349  |
|  | Plug-in bridge / FBS 10-6 / 3030271 |
|  | Plug-in bridge / FBS 20-6 / 3030365 |
| Bridge data  | 28 A (4 mm <sup>2</sup> )           |
| Ex temperature increase  | 40 K (33 A / 4 mm <sup>2</sup> )    |
| for bridging with bridge   | 550 V                               |
| - At bridging between non-adjacent terminal blocks                       | 352 V                               |
| - At bridging between non-adjacent terminal blocks via PE terminal block | 352 V                               |
| - At cut-to-length bridging with cover                                   | 220 V                               |
| - At cut-to-length bridging with partition plate                         | 275 V                               |
| Rated insulation voltage   | 500 V                               |
| output   | (Permanent)                         |

## Ex level General

|                      |         |
|----------------------|---------|
| Rated voltage        | 550 V   |
| Rated current        | 30 A    |
| Maximum load current | 34.5 A  |
| Contact resistance   | 0.69 mΩ |

## Ex connection data General

|                              |  |
|------------------------------|--|
| Nominal cross section        | 4 mm <sup>2</sup>                          |
| Rated cross section AWG      | 12   |
| Connection capacity rigid    | 0.08 mm <sup>2</sup> ... 6 mm <sup>2</sup> |
| Connection capacity AWG      | 28 ... 10                                  |
| Connection capacity flexible | 0.08 mm <sup>2</sup> ... 4 mm <sup>2</sup> |
| Connection capacity AWG      | 28 ... 12                                  |

## Dimensions

|                    |         |
|--------------------|---------|
| Width              | 6.2 mm  |
| End cover width    | 2.2 mm  |
| Height             | 71.5 mm |
| Depth on NS 35/7,5 | 36.5 mm |
| Depth on NS 35/15  | 44 mm   |

# ST 4-TWIN RD - Feed-through terminal block



3037371

<https://www.phoenixcontact.com/us/products/3037371>

## Material specifications

|  |                |
|--|----------------|
| Color  | red (RAL 3001) |
| Flammability rating according to UL 94                           | V0             |
| Insulating material group  | I              |
| Insulating material  | PA             |
| Static insulating material application in cold                   | -60 °C         |
| Relative insulation material temperature index (Elec., UL 746 B) | 125 °C         |

## Mechanical properties

### Mechanical data

|                 |     |
|-----------------|-----|
| Open side panel | Yes |
|-----------------|-----|

## Environmental and real-life conditions

### Oscillation/broadband noise

|                        |  |
|------------------------|--|
| Specification          | DIN EN 50155 (VDE 0115-200):2018-05            |
| Spectrum               | Long life test category 2, bogie-mounted       |
| Frequency              | $f_1 = 5 \text{ Hz}$ to $f_2 = 250 \text{ Hz}$ |
| ASD level              | $6.12 \text{ (m/s}^2\text{)}^2\text{/Hz}$      |
| Acceleration           | 3.12g  |
| Test duration per axis | 5 h  |
| Test directions        | X-, Y- and Z-axis                              |
| Result                 | Test passed                                    |

### Shocks

|                                |                                     |
|--------------------------------|-------------------------------------|
| Specification                  | DIN EN 50155 (VDE 0115-200):2008-03 |
| Pulse shape                    | Half-sine                           |
| Acceleration                   | 30g                                 |
| Shock duration                 | 18 ms                               |
| Number of shocks per direction | 3                                   |
| Test directions                | X-, Y- and Z-axis (pos. and neg.)   |
| Result                         | Test passed                         |

### Ambient conditions

|  |  |
|--|--|
| Ambient temperature (operation)          | -60 °C ... 110 °C (Operating temperature range incl. self-heating; for max. short-term operating temperature, see RTI Elec.) |
| Ambient temperature (storage/transport)  | -25 °C ... 60 °C (for a short time, not exceeding 24 h, -60 °C to +70 °C)  |
| Ambient temperature (assembly)           | -5 °C ... 70 °C  |
| Ambient temperature (actuation)          | -5 °C ... 70 °C ( )  |
| Permissible humidity (operation)         | 20 % ... 90 %  |
| Permissible humidity (storage/transport) | 30 % ... 70 %  |

## Standards and regulations

|                                  |               |
|----------------------------------|---------------|
| Connection in acc. with standard | IEC 60947-7-1 |
|----------------------------------|---------------|

# ST 4-TWIN RD - Feed-through terminal block



3037371

<https://www.phoenixcontact.com/us/products/3037371>

## Mounting

|               |           |
|---------------|-----------|
| Mounting type | NS 35/7,5 |
|               | NS 35/15  |

# ST 4-TWIN RD - Feed-through terminal block



3037371

<https://www.phoenixcontact.com/us/products/3037371>

## Drawings

Circuit diagram



# ST 4-TWIN RD - Feed-through terminal block





3037371

<https://www.phoenixcontact.com/us/products/3037371>


## Approvals


To download certificates, visit the product detail page: <https://www.phoenixcontact.com/us/products/3037371>


|  <b>CSA</b><br>Approval ID: 13631 |                       |                       |                   |                      |
|--|-----------------------|-----------------------|-------------------|----------------------|
|  | Nominal voltage $U_N$ | Nominal current $I_N$ | Cross section AWG | Cross section $mm^2$ |
| B  | 600 V                 | 30 A                  | 28 - 10           | -                    |
| C  | 600 V                 | 30 A                  | 28 - 10           | -                    |

|  <b>IECEE CB Scheme</b><br>Approval ID: DE1-63028_M1 |                       |                       |                   |                      |
|---|-----------------------|-----------------------|-------------------|----------------------|
|   | Nominal voltage $U_N$ | Nominal current $I_N$ | Cross section AWG | Cross section $mm^2$ |
| keine   | 800 V                 | 32 A                  | -                 | 0.2 - 4              |

|  <b>KR</b><br>Approval ID: HMB17372-EL002 |  |  |  |  |
|--|--|--|--|--|
|--|--|--|--|--|

|  <b>NK</b><br>Approval ID: 09 ME 140 |  |  |  |  |
|---|--|--|--|--|
|---|--|--|--|--|

|  <b>VDE Zeichengenehmigung</b><br>Approval ID: 40009034 |                       |                       |                   |                      |
|--|-----------------------|-----------------------|-------------------|----------------------|
|  | Nominal voltage $U_N$ | Nominal current $I_N$ | Cross section AWG | Cross section $mm^2$ |
| keine  | 800 V                 | 32 A                  | -                 | 0.2 - 4              |

|  <b>cULus Recognized</b><br>Approval ID: E60425 |                       |                       |                   |                      |
|--|-----------------------|-----------------------|-------------------|----------------------|
|  | Nominal voltage $U_N$ | Nominal current $I_N$ | Cross section AWG | Cross section $mm^2$ |
| B  | 600 V                 | 30 A                  | 28 - 10           | -                    |
| C  | 600 V                 | 30 A                  | 28 - 10           | -                    |

|  <b>ATEX</b><br>Approval ID: KEMA00ATEX2129U |  |  |  |  |
|---|--|--|--|--|
|---|--|--|--|--|

# ST 4-TWIN RD - Feed-through terminal block



3037371

<https://www.phoenixcontact.com/us/products/3037371>



**IECEx**

Approval ID: IECEx KEM 06.0050U



**CCC**

Approval ID: 2020322313000621



**UKCA-EX**

Approval ID: DEKRA 21UKEX0301U



**EAC Ex**

Approval ID: KZ 7500525010101950

# ST 4-TWIN RD - Feed-through terminal block



3037371

<https://www.phoenixcontact.com/us/products/3037371>

## Classifications

### ECLASS

ECLASS-13.0

27250101

### ETIM

ETIM 9.0

EC000897

### UNSPSC

UNSPSC 21.0

39121400

# ST 4-TWIN RD - Feed-through terminal block



3037371

<https://www.phoenixcontact.com/us/products/3037371>

## Environmental product compliance

### EU RoHS

|   |                    |
|---|--------------------|
| Fulfills EU RoHS substance requirements | Yes, No exemptions |
|---|--------------------|

### China RoHS

|  |  |
|--|--|
| Environment friendly use period (EFUP) | EFUP-E                                   |
|  | No hazardous substances above the limits |

### EU REACH SVHC

|                                     |                            |
|-------------------------------------|----------------------------|
| REACH candidate substance (CAS No.) | No substance above 0.1 wt% |
|-------------------------------------|----------------------------|

### EF3.1 Climate Change

|         |              |
|---------|--------------|
| CO2e kg | 0.08 kg CO2e |
|---------|--------------|

Phoenix Contact 2026 © - all rights reserved  
<https://www.phoenixcontact.com>

Phoenix Contact USA  
586 Fulling Mill Road  
Middletown, PA 17057, United States  
(+717) 944-1300  
[info@phoenixcon.com](mailto:info@phoenixcon.com)