


ST 2,5-TWIN-DIO/L-R - Component terminal block



3036246

<https://www.phoenixcontact.com/us/products/3036246>

Please be informed that the data shown in this PDF document is generated from our online catalog. Please find the complete data in the user documentation. Our general terms of use for downloads are valid.



Component terminal block, with integrated 1N4007 diode, nominal current: 0.5 A, number of connections: 3, connection method: Spring-cage connection, Rated cross section: 2.5 mm², cross section: 0.08 mm² - 4 mm², mounting type: NS 35/7,5, NS 35/15, color: gray

Commercial data

Item number	3036246
Packing unit	50 pc
Minimum order quantity	50 pc
Sales key	BE02
Product key	BE2171
GTIN	4017918819286
Weight per piece (including packing)	7.86 g
Weight per piece (excluding packing)	7.2 g
Customs tariff number	85369010
Country of origin	PL

ST 2,5-TWIN-DIO/L-R - Component terminal block



3036246

<https://www.phoenixcontact.com/us/products/3036246>

Technical data

Product properties

Product type	Component terminal block
Number of connections	3
Number of rows	1
Potentials	1

Insulation characteristics

Overvoltage category	III
Degree of pollution	3

Electrical properties

Rated insulation voltage	800 V
Rated surge voltage	4 kV
Maximum power dissipation for nominal condition	0.77 W

Connection data

Number of connections per level	3
Nominal cross section	2.5 mm ²
Connection method	Spring-cage connection
Stripping length	8 mm ... 10 mm
Internal cylindrical gage	A3
Conductor cross-section rigid	0.08 mm ² ... 4 mm ²
Cross section AWG	28 ... 12 (converted acc. to IEC)
Conductor cross-section flexible	0.08 mm ² ... 2.5 mm ²
Conductor cross-section, flexible [AWG]	28 ... 14 (converted acc. to IEC)
Conductor cross-section flexible ultrasound-compressed	0.34 mm ² ... 4 mm ²
Conductor cross-section, flexible [AWG] ultrasound-compressed	22 ... 12 (converted acc. to IEC)
Conductor cross-section flexible (ferrule without plastic sleeve)	0.14 mm ² ... 2.5 mm ²
Flexible conductor cross-section (ferrule with plastic sleeve)	0.14 mm ² ... 2.5 mm ²
2 conductors with the same cross section, flexible, with TWIN ferrule with plastic sleeve	0.5 mm ²
Nominal cross section	2.5 mm ²
Nominal current	0.5 A
Maximum load current	0.5 A
Component type	Diode 1N4007
Reverse voltage	1300 V

Dimensions

Width	5.2 mm
End cover width	2.2 mm
Height	60.5 mm
Depth on NS 35/7,5	36.5 mm

ST 2,5-TWIN-DIO/L-R - Component terminal block



3036246

<https://www.phoenixcontact.com/us/products/3036246>

Depth on NS 35/15	44 mm
-------------------	-------

Material specifications

Color	gray (RAL 7042)
Flammability rating according to UL 94	V0
Insulating material group	I
Insulating material	PA
Static insulating material application in cold	-60 °C
Relative insulation material temperature index (Elec., UL 746 B)	130 °C
Fire protection for rail vehicles (DIN EN 45545-2) R22	HL 1 - HL 3
Fire protection for rail vehicles (DIN EN 45545-2) R23	HL 1 - HL 3
Fire protection for rail vehicles (DIN EN 45545-2) R24	HL 1 - HL 3
Fire protection for rail vehicles (DIN EN 45545-2) R26	HL 1 - HL 3
Surface flammability NFPA 130 (ASTM E 162)	passed
Specific optical density of smoke NFPA 130 (ASTM E 662)	passed
Smoke gas toxicity NFPA 130 (SMP 800C)	passed

Mechanical properties

Mechanical data

Open side panel	Yes
-----------------	-----

Environmental and real-life conditions

Ambient conditions

Ambient temperature (operation)	-60 °C ... 110 °C (Operating temperature range incl. self-heating; for max. short-term operating temperature, see RTI Elec.)
Ambient temperature (storage/transport)	-25 °C ... 60 °C (for a short time, not exceeding 24 h, -60 °C to +70 °C)
Ambient temperature (assembly)	-5 °C ... 70 °C
Ambient temperature (actuation)	-5 °C ... 70 °C
Permissible humidity (operation)	20 % ... 90 %
Permissible humidity (storage/transport)	30 % ... 70 %

Mounting

Mounting type	NS 35/7,5
	NS 35/15

ST 2,5-TWIN-DIO/L-R - Component terminal block




3036246

<https://www.phoenixcontact.com/us/products/3036246>

Drawings

Circuit diagram



ST 2,5-TWIN-DIO/L-R - Component terminal block





3036246


<https://www.phoenixcontact.com/us/products/3036246>

Approvals

To download certificates, visit the product detail page: <https://www.phoenixcontact.com/us/products/3036246>

 CSA Approval ID: 13631				
	Nominal voltage U_N	Nominal current I_N	Cross section AWG	Cross section mm^2
B	300 V	0.5 A	28 - 12	-
C	300 V	0.5 A	28 - 12	-

 EAC Approval ID: RU C-DE.BL08.B.00644				
---	--	--	--	--

 cULus Recognized Approval ID: E60425				
	Nominal voltage U_N	Nominal current I_N	Cross section AWG	Cross section mm^2
B	300 V	0.5 A	28 - 12	-
C	300 V	0.5 A	28 - 12	-

ST 2,5-TWIN-DIO/L-R - Component terminal block



3036246

<https://www.phoenixcontact.com/us/products/3036246>

Classifications

ECLASS

ECLASS-13.0	27250114
ECLASS-15.0	27250114

ETIM

ETIM 10.0	EC000898
-----------	----------

UNSPSC

UNSPSC 21.0	39121400
-------------	----------

ST 2,5-TWIN-DIO/L-R - Component terminal block



3036246

<https://www.phoenixcontact.com/us/products/3036246>

Environmental product compliance

EU RoHS

Fulfills EU RoHS substance requirements	Yes
Exemption	7(a), 7(c)-I

China RoHS

Environment friendly use period (EFUP)	EFUP-50
	An article-related China RoHS declaration table can be found in the download area for the respective article under "Manufacturer declaration". For all articles with EFUP-E, no China RoHS declaration table issued and required.

EU REACH SVHC

REACH candidate substance (CAS No.)	Lead(CAS: 7439-92-1)
SCIP	55ccfef0-021c-43a1-8e5f-a9c7f34253b8

EF3.1 Climate Change

CO2e kg	0.045 kg CO2e
---------	---------------

Phoenix Contact 2026 © - all rights reserved
<https://www.phoenixcontact.com>

Phoenix Contact USA
586 Fulling Mill Road
Middletown, PA 17057, United States
(+717) 944-1300
info@phoenixcon.com