


# ST 2,5-QUATTRO-DIO/L-R - Component terminal block



3036233

<https://www.phoenixcontact.com/us/products/3036233>

Please be informed that the data shown in this PDF document is generated from our online catalog. Please find the complete data in the user documentation. Our general terms of use for downloads are valid.



Component terminal block, with integrated diode, nom. voltage: 800 V, nominal current: 0.5 A, connection method: Spring-cage connection, Rated cross section: 1 mm<sup>2</sup>, cross section: 0.08 mm<sup>2</sup> - 4 mm<sup>2</sup>, mounting: NS 35/7,5, NS 35/15, color: gray

## Your advantages

- 5.2 mm or 6.2 mm design width

## Commercial data

Item number	3036233
Packing unit	50 pc
Minimum order quantity	50 pc
Sales key	BE02
Product key	BE2171
GTIN	4017918819293
Weight per piece (including packing)	9.6 g
Weight per piece (excluding packing)	9.439 g
Customs tariff number	85369010
Country of origin	PL

# ST 2,5-QUATTRO-DIO/L-R - Component terminal block



3036233

<https://www.phoenixcontact.com/us/products/3036233>

## Technical data

### Product properties

Product type	Component terminal block
Number of connections	4
Number of rows	1
Potentials	1

### Insulation characteristics

Overvoltage category	III
Degree of pollution	3

### Electrical properties

Rated surge voltage	8 kV
Maximum power dissipation for nominal condition	0.77 W

### Connection data

Number of connections per level	4
Nominal cross section	2.5 mm <sup>2</sup>
Connection method	Spring-cage connection
Stripping length	8 mm ... 10 mm
Internal cylindrical gage	A3
Conductor cross-section rigid	0.08 mm <sup>2</sup> ... 4 mm <sup>2</sup>
Cross section AWG	28 ... 12 (converted acc. to IEC)
Conductor cross-section flexible	0.08 mm <sup>2</sup> ... 2.5 mm <sup>2</sup>
Conductor cross-section, flexible [AWG]	28 ... 14 (converted acc. to IEC)
Conductor cross-section flexible ultrasound-compressed	0.34 mm <sup>2</sup> ... 4 mm <sup>2</sup>
Conductor cross-section, flexible [AWG] ultrasound-compressed	22 ... 12 (converted acc. to IEC)
Conductor cross-section flexible (ferrule without plastic sleeve)	0.14 mm <sup>2</sup> ... 2.5 mm <sup>2</sup>
Flexible conductor cross-section (ferrule with plastic sleeve)	0.14 mm <sup>2</sup> ... 2.5 mm <sup>2</sup>
2 conductors with the same cross section, flexible, with TWIN ferrule with plastic sleeve	0.5 mm <sup>2</sup>
Nominal cross section	1 mm <sup>2</sup>
Nominal current	0.5 A
Maximum load current	0.5 A (the maximum current is determined by the diode)
Nominal voltage	800 V

### Dimensions

Width	5.2 mm
End cover width	2.2 mm
Height	72 mm
Depth on NS 35/7,5	36.5 mm
Depth on NS 35/15	44 mm

# ST 2,5-QUATTRO-DIO/L-R - Component terminal block



3036233

<https://www.phoenixcontact.com/us/products/3036233>

## Material specifications

Color	gray (RAL 7042)
Flammability rating according to UL 94	V0
Insulating material group	I
Insulating material	PA
Static insulating material application in cold	-60 °C
Relative insulation material temperature index (Elec., UL 746 B)	130 °C
Fire protection for rail vehicles (DIN EN 45545-2) R22	HL 1 - HL 3
Fire protection for rail vehicles (DIN EN 45545-2) R23	HL 1 - HL 3
Fire protection for rail vehicles (DIN EN 45545-2) R24	HL 1 - HL 3
Fire protection for rail vehicles (DIN EN 45545-2) R26	HL 1 - HL 3
Surface flammability NFPA 130 (ASTM E 162)	passed
Specific optical density of smoke NFPA 130 (ASTM E 662)	passed
Smoke gas toxicity NFPA 130 (SMP 800C)	passed

## Electrical tests

### Surge voltage test

Test voltage setpoint	9.8 kV
Result	Test passed
Short-time withstand current 2.5 mm <sup>2</sup>	0.3 kA
Short-time withstand current 4 mm <sup>2</sup>	0.48 kA
Result	Test passed

### Power-frequency withstand voltage

Test voltage setpoint	2 kV
Result	Test passed

## Mechanical properties

### Mechanical data

Open side panel	Yes
-----------------	-----

## Mechanical tests

### Mechanical strength

Result	Test passed
--------	-------------

### Attachment on the carrier

DIN rail/fixing support	NS 35
Test force setpoint	1 N
Result	Test passed

### Test for conductor damage and slackening

Rotation speed	10 rpm
Revolutions	135

# ST 2,5-QUATTRO-DIO/L-R - Component terminal block



3036233

<https://www.phoenixcontact.com/us/products/3036233>

Conductor cross-section/weight	0.08 mm <sup>2</sup> / 0.1 kg
	2.5 mm <sup>2</sup> / 0.7 kg
	4 mm <sup>2</sup> / 0.9 kg
Result	Test passed

## Environmental and real-life conditions

### Aging

Temperature cycles	192
Result	Test passed

### Needle-flame test

Time of exposure	30 s
Result	Test passed

### Oscillation/broadband noise

Specification	DIN EN 50155 (VDE 0115-200):2008-03
Spectrum	Long life test category 2, bogie-mounted
Frequency	$f_1 = 5 \text{ Hz}$ to $f_2 = 250 \text{ Hz}$
ASD level	6.12 (m/s <sup>2</sup> ) <sup>2</sup> /Hz
Acceleration	3.12g
Test duration per axis	5 h
Test directions	X-, Y- and Z-axis
Result	Test passed

### Shocks

Specification	DIN EN 50155 (VDE 0115-200):2008-03
Pulse shape	Half-sine
Acceleration	30g
Shock duration	18 ms
Number of shocks per direction	3
Test directions	X-, Y- and Z-axis (pos. and neg.)
Result	Test passed

### Ambient conditions

Ambient temperature (operation)	-60 °C ... 110 °C (Operating temperature range incl. self-heating; for max. short-term operating temperature, see RTI Elec.)
Ambient temperature (storage/transport)	-25 °C ... 60 °C (for a short time, not exceeding 24 h, -60 °C to +70 °C)
Ambient temperature (assembly)	-5 °C ... 70 °C
Ambient temperature (actuation)	-5 °C ... 70 °C
Permissible humidity (operation)	20 % ... 90 %
Permissible humidity (storage/transport)	30 % ... 70 %

## Mounting

Mounting type	NS 35/7,5
	NS 35/15

# ST 2,5-QUATTRO-DIO/L-R - Component terminal block

3036233

<https://www.phoenixcontact.com/us/products/3036233>

## Drawings

Circuit diagram



# ST 2,5-QUATTRO-DIO/L-R - Component terminal block




3036233


<https://www.phoenixcontact.com/us/products/3036233>

## Approvals

To download certificates, visit the product detail page: <https://www.phoenixcontact.com/us/products/3036233>

 <b>CSA</b> Approval ID: 13631				
	Nominal voltage $U_N$	Nominal current $I_N$	Cross section AWG	Cross section $\text{mm}^2$
B	300 V	0.5 A	28 - 12	-
C	300 V	0.5 A	28 - 12	-

 <b>EAC</b> Approval ID: RU C-DE.BL08.B.00644				
-----------------------------------------------------------------------------------------------------------------------------------	--	--	--	--

 <b>cULus Recognized</b> Approval ID: E60425				
	Nominal voltage $U_N$	Nominal current $I_N$	Cross section AWG	Cross section $\text{mm}^2$
B	300 V	0.5 A	28 - 12	-
C	300 V	0.5 A	28 - 12	-

# ST 2,5-QUATTRO-DIO/L-R - Component terminal block



3036233

<https://www.phoenixcontact.com/us/products/3036233>

## Classifications

### ECLASS

ECLASS-13.0	27250114
ECLASS-15.0	27250114

### ETIM

ETIM 10.0	EC000898
-----------	----------

### UNSPSC

UNSPSC 21.0	39121400
-------------	----------

# ST 2,5-QUATTRO-DIO/L-R - Component terminal block



3036233

<https://www.phoenixcontact.com/us/products/3036233>

## Environmental product compliance

### EU RoHS

Fulfills EU RoHS substance requirements	Yes
Exemption	7(a), 7(c)-I

### China RoHS

Environment friendly use period (EFUP)	EFUP-50
	An article-related China RoHS declaration table can be found in the download area for the respective article under "Manufacturer declaration". For all articles with EFUP-E, no China RoHS declaration table issued and required.

### EU REACH SVHC

REACH candidate substance (CAS No.)	Lead(CAS: 7439-92-1)
SCIP	bfba333d-9c2d-4f27-9003-c944098255a4

### EF3.1 Climate Change

CO2e kg	0.053 kg CO2e
---------	---------------

Phoenix Contact 2026 © - all rights reserved  
<https://www.phoenixcontact.com>

Phoenix Contact USA  
586 Fulling Mill Road  
Middletown, PA 17057, United States  
(+717) 944-1300  
[info@phoenixcon.com](mailto:info@phoenixcon.com)