

STMED 6-PE - Protective conductor terminal block



3035726

<https://www.phoenixcontact.com/us/products/3035726>

Please be informed that the data shown in this PDF document is generated from our online catalog. Please find the complete data in the user documentation. Our general terms of use for downloads are valid.

Protective conductor terminal block, number of connections: 2, connection method: Spring-cage connection, cross section: 0.2 mm² - 10 mm², mounting type: NS 35/7,5, NS 35/15, color: green-yellow



Your advantages

- Simple wiring of very small, flexible conductors
- No restriction on cross-sections when using conductors with ferrules
- Meet the requirements of DIN EN 60947-7-2 or IEC 60947-7-2 for protective conductor connections
- High level of safety thanks to the low-resistance connection to the ground potential via the top-hat rail
- Direct contacting with the DIN rail enables fast, error-free grounding without additional wiring effort.
- Full flexibility thanks to the standardized CLIPLINE complete bridging, marking, and testing accessories

Commercial data

Item number	3035726
Packing unit	50 pc
Minimum order quantity	50 pc
Sales key	BE02
Product key	BE2133
GTIN	4046356281393
Weight per piece (including packing)	28.522 g
Weight per piece (excluding packing)	28.456 g
Customs tariff number	85369010
Country of origin	PL

STMED 6-PE - Protective conductor terminal block



3035726

<https://www.phoenixcontact.com/us/products/3035726>

Technical data

Product properties

Product type	Ground terminal block
Product family	STME
Number of connections	2
Number of rows	1

Insulation characteristics

Overvoltage category	III
----------------------	-----

Electrical properties

Rated surge voltage	6 kV
Maximum power dissipation for nominal condition	1.31 W

Connection data

Grounding foot	Yes
Number of connections per level	2
Nominal cross section	6 mm ²
Connection method	Spring-cage connection
Note	Please observe the current carrying capacity of the DIN rails.
Stripping length	12 mm
Internal cylindrical gage	A4
Connection in acc. with standard	IEC 60947-7-2
Conductor cross-section rigid	0.2 mm ² ... 10 mm ²
Cross section AWG	24 ... 8 (converted acc. to IEC)
Conductor cross-section flexible	0.2 mm ² ... 6 mm ²
Conductor cross-section, flexible [AWG]	24 ... 10 (converted acc. to IEC)
Conductor cross-section flexible (ferrule without plastic sleeve)	0.25 mm ² ... 6 mm ²
Flexible conductor cross-section (ferrule with plastic sleeve)	0.25 mm ² ... 6 mm ²

Dimensions

Width	8.2 mm
Height	100.8 mm
Depth on NS 35/7,5	49.6 mm
Depth on NS 35/15	57.1 mm

Material specifications

Color	green-yellow
Flammability rating according to UL 94	V0
Insulating material group	I
Insulating material	PA
Static insulating material application in cold	-60 °C
Temperature index of insulation material (DIN EN 60216-1 (VDE	130 °C

STMED 6-PE - Protective conductor terminal block



3035726

<https://www.phoenixcontact.com/us/products/3035726>

0304-21))	
Relative insulation material temperature index (Elec., UL 746 B)	130 °C
Fire protection for rail vehicles (DIN EN 45545-2) R22	HL 1 - HL 3
Fire protection for rail vehicles (DIN EN 45545-2) R23	HL 1 - HL 3
Fire protection for rail vehicles (DIN EN 45545-2) R24	HL 1 - HL 3
Fire protection for rail vehicles (DIN EN 45545-2) R26	HL 1 - HL 3
Calorimetric heat release NFPA 130 (ASTM E 1354)	28 MJ/kg
Surface flammability NFPA 130 (ASTM E 162)	passed
Specific optical density of smoke NFPA 130 (ASTM E 662)	passed
Smoke gas toxicity NFPA 130 (SMP 800C)	passed

Mechanical properties

Mechanical data

Open side panel	Yes
-----------------	-----

Environmental and real-life conditions

Oscillation/broadband noise

Specification	DIN EN 50155 (VDE 0115-200):2008-03
Spectrum	Long life test category 2, bogie-mounted
ASD level	6.12 (m/s ²) ² /Hz
Acceleration	3.12g
Test duration per axis	5 h
Test directions	X-, Y- and Z-axis
Result	Test passed

Shocks

Specification	DIN EN 50155 (VDE 0115-200):2008-03
Pulse shape	Half-sine
Acceleration	30g
Shock duration	18 ms
Number of shocks per direction	3
Test directions	X-, Y- and Z-axis (pos. and neg.)
Result	Test passed

Ambient conditions

Ambient temperature (operation)	-60 °C ... 110 °C (Operating temperature range incl. self-heating; for max. short-term operating temperature, see RTI Elec.)
Ambient temperature (storage/transport)	-25 °C ... 60 °C (for a short time, not exceeding 24 h, -60 °C to +70 °C)
Ambient temperature (assembly)	-5 °C ... 70 °C
Ambient temperature (actuation)	-5 °C ... 70 °C
Permissible humidity (operation)	20 % ... 90 %
Permissible humidity (storage/transport)	30 % ... 70 %

Standards and regulations

STMED 6-PE - Protective conductor terminal block



3035726

<https://www.phoenixcontact.com/us/products/3035726>

Connection in acc. with standard	IEC 60947-7-2
----------------------------------	---------------

Mounting

Mounting type	NS 35/7,5
	NS 35/15

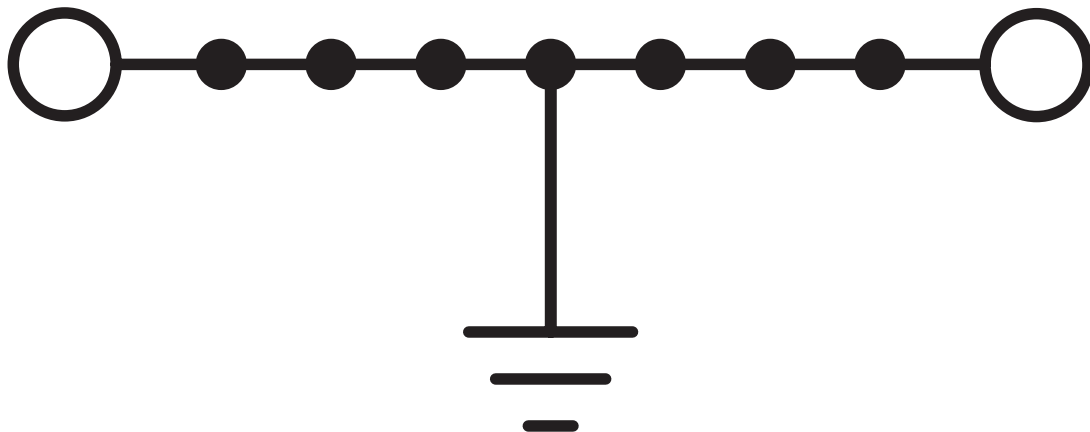
STMED 6-PE - Protective conductor terminal block

3035726

<https://www.phoenixcontact.com/us/products/3035726>

Drawings

Circuit diagram



Circuit diagram



STMED 6-PE - Protective conductor terminal block



3035726

<https://www.phoenixcontact.com/us/products/3035726>

Circuit diagram

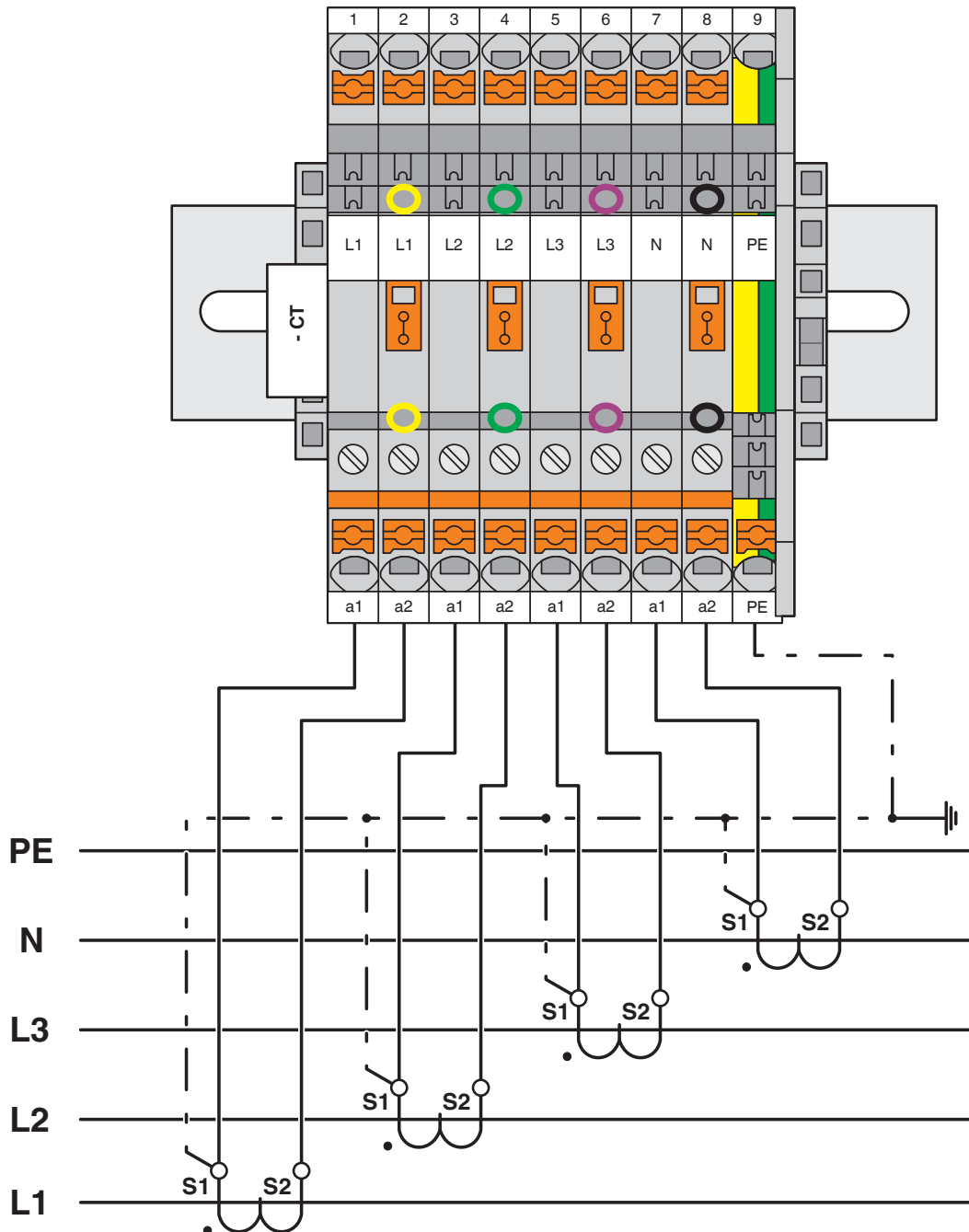


STMED 6-PE - Protective conductor terminal block

3035726

<https://www.phoenixcontact.com/us/products/3035726>

Circuit diagram

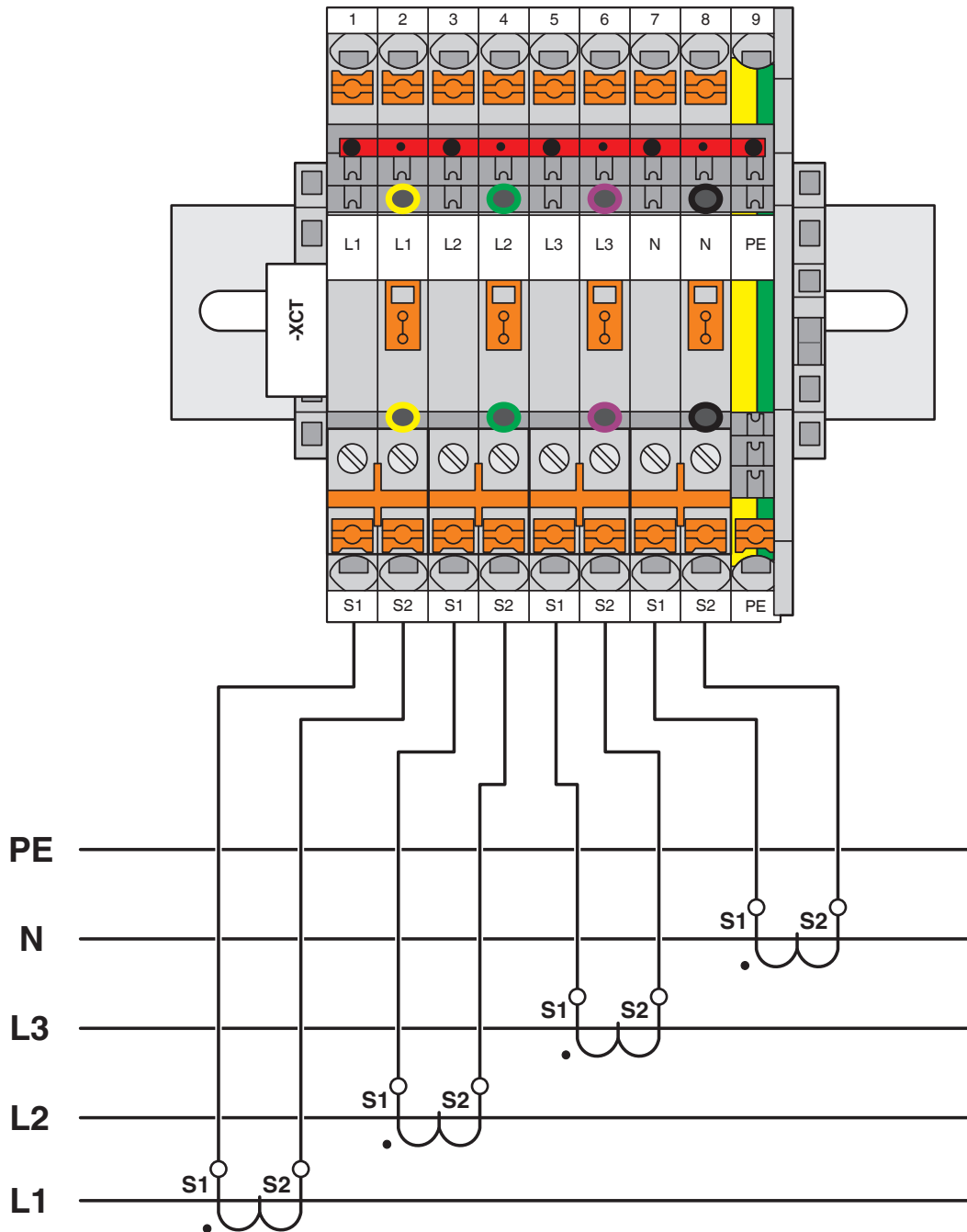


STMED 6-PE - Protective conductor terminal block

3035726

<https://www.phoenixcontact.com/us/products/3035726>

Circuit diagram



STMED 6-PE - Protective conductor terminal block





3035726


<https://www.phoenixcontact.com/us/products/3035726>


Approvals

To download certificates, visit the product detail page: <https://www.phoenixcontact.com/us/products/3035726>

 CSA Approval ID: 13631				
	Nominal voltage U_N	Nominal current I_N	Cross section AWG	Cross section mm^2
keine				
	-	-	24 - 8	-

 EAC Approval ID: RU C-DE.BL08.B.00644				
---	--	--	--	--

 cULus Recognized Approval ID: E60425				
	Nominal voltage U_N	Nominal current I_N	Cross section AWG	Cross section mm^2
B				
	-	-	24 - 8	-
C				
	-	-	24 - 8	-
F				
	-	-	24 - 8	-

 EAC Approval ID: KZ7500651131219505				
---	--	--	--	--

STMED 6-PE - Protective conductor terminal block



3035726

<https://www.phoenixcontact.com/us/products/3035726>

Classifications

ECLASS

ECLASS-13.0	27250103
ECLASS-15.0	27250103

ETIM

ETIM 10.0	EC000901
-----------	----------

UNSPSC

UNSPSC 21.0	39121400
-------------	----------

STMED 6-PE - Protective conductor terminal block



3035726

<https://www.phoenixcontact.com/us/products/3035726>

Environmental product compliance

EU RoHS

Fulfills EU RoHS substance requirements	Yes, No exemptions
---	--------------------

China RoHS

Environment friendly use period (EFUP)	EFUP-E
	No hazardous substances above the limits

EU REACH SVHC

REACH candidate substance (CAS No.)	No substance above 0.1 wt%
-------------------------------------	----------------------------

EF3.1 Climate Change

CO2e kg	0.211 kg CO2e
---------	---------------

Phoenix Contact 2026 © - all rights reserved
<https://www.phoenixcontact.com>

Phoenix Contact USA
586 Fulling Mill Road
Middletown, PA 17057, United States
(+717) 944-1300
info@phoenixcon.com