


# ST 2,5-FE - Feed-through terminal block



3035506

<https://www.phoenixcontact.com/us/products/3035506>

Please be informed that the data shown in this PDF document is generated from our online catalog. Please find the complete data in the user documentation. Our general terms of use for downloads are valid.



Feed-through terminal block, nom. voltage: 800 V, nominal current: 24 A, number of connections: 2, connection method: Spring-cage connection, Rated cross section: 2.5 mm<sup>2</sup>, cross section: 0.08 mm<sup>2</sup> - 4 mm<sup>2</sup>, mounting type: NS 35/7,5, NS 35/15, color: black/yellow

## Your advantages

- As well as saving space, the compact design and front connection enable user-friendly wiring in a small amount of space
- The consistent double function shaft offers every opportunity for time-saving potential distribution and accommodating test accessories
- The large wiring space enables the use of conductors with ferrules and plastic collars within the nominal cross section
- Tested for railway applications

## Commercial data

Item number	3035506
Packing unit	50 pc
Minimum order quantity	50 pc
Sales key	BE02
Product key	BE2111
GTIN	4046356319898
Weight per piece (including packing)	6.048 g
Weight per piece (excluding packing)	6.048 g
Customs tariff number	85369010
Country of origin	DE

# ST 2,5-FE - Feed-through terminal block



3035506

<https://www.phoenixcontact.com/us/products/3035506>

## Technical data

### Product properties

Product type	Feed-through terminal block
Area of application	Railway industry
	Machine building
	Plant engineering
	Process industry
Number of connections	2
Number of rows	1
Potentials	1

### Insulation characteristics

Overvoltage category	III
Degree of pollution	3

### Electrical properties

Rated surge voltage	8 kV
Maximum power dissipation for nominal condition	0.77 W

### Connection data

Number of connections per level	2
Nominal cross section	2.5 mm <sup>2</sup>
Connection method	Spring-cage connection
Stripping length	8 mm ... 10 mm
Internal cylindrical gage	A3
Connection in acc. with standard	IEC 60947-7-1
Conductor cross-section rigid	0.08 mm <sup>2</sup> ... 4 mm <sup>2</sup>
Cross section AWG	28 ... 12 (converted acc. to IEC)
Conductor cross-section flexible	0.08 mm <sup>2</sup> ... 2.5 mm <sup>2</sup>
Conductor cross-section, flexible [AWG]	28 ... 14 (converted acc. to IEC)
Conductor cross-section flexible ultrasound-compressed	0.34 mm <sup>2</sup> ... 4 mm <sup>2</sup>
Conductor cross-section, flexible [AWG] ultrasound-compressed	22 ... 12 (converted acc. to IEC)
Conductor cross-section flexible (ferrule without plastic sleeve)	0.14 mm <sup>2</sup> ... 2.5 mm <sup>2</sup>
Flexible conductor cross-section (ferrule with plastic sleeve)	0.14 mm <sup>2</sup> ... 2.5 mm <sup>2</sup>
2 conductors with the same cross section, flexible, with TWIN ferrule with plastic sleeve	0.5 mm <sup>2</sup>
Nominal cross section	2.5 mm <sup>2</sup>
Nominal current	24 A (at 2.5 mm <sup>2</sup> )
Maximum load current	31 A (with 4 mm <sup>2</sup> conductor cross-section)
Nominal voltage	800 V

### Ex data

Rated data (ATEX/IECEx)

# ST 2,5-FE - Feed-through terminal block



3035506

<https://www.phoenixcontact.com/us/products/3035506>

Identification	Ⓜ II 2 GD Ex eb IIC Gb
Operating temperature range	-60 °C ... 85 °C
Ex-certified accessories	3030417 D-ST 2,5 3030721 ATP-ST 4 1204517 SZF 1-0,6X3,5 3022276 CLIPFIX 35-5 3022218 CLIPFIX 35
List of bridges	Plug-in bridge / FBS 2-5 / 3030161 Plug-in bridge / FBS 3-5 / 3030174 Plug-in bridge / FBS 4-5 / 3030187 Plug-in bridge / FBS 5-5 / 3030190 Plug-in bridge / FBS 10-5 / 3030213 Plug-in bridge / FBS 20-5 / 3030226
Bridge data	23 A (2.5 mm <sup>2</sup> )
Ex temperature increase	40 K (22.8 A / 2.5 mm <sup>2</sup> )
for bridging with bridge	550 V
- At bridging between non-adjacent terminal blocks	352 V
- At bridging between non-adjacent terminal blocks via PE terminal block	352 V
- At cut-to-length bridging with cover	220 V
- At cut-to-length bridging with partition plate	275 V
Rated insulation voltage	500 V
output	(Permanent)

## Ex level General

Rated voltage	550 V
Rated current	20.5 A
Maximum load current	26.5 A
Contact resistance	1.04 mΩ

## Ex connection data General

Nominal cross section	2.5 mm <sup>2</sup>
Rated cross section AWG	14
Connection capacity rigid	0.08 mm <sup>2</sup> ... 4 mm <sup>2</sup>
Connection capacity AWG	28 ... 12
Connection capacity flexible	0.08 mm <sup>2</sup> ... 2.5 mm <sup>2</sup>
Connection capacity AWG	28 ... 14

## Dimensions

Width	5.2 mm
End cover width	2.2 mm
Height	48.5 mm
Depth on NS 35/7,5	36.5 mm
Depth on NS 35/15	44 mm

# ST 2,5-FE - Feed-through terminal block



3035506

<https://www.phoenixcontact.com/us/products/3035506>

## Material specifications

Color	multicolored (RAL -)
	black (RAL 9005)
	yellow (RAL 1018)
Flammability rating according to UL 94	V0
Insulating material group	I
Insulating material	PA
Static insulating material application in cold	-60 °C
Relative insulation material temperature index (Elec., UL 746 B)	130 °C
Fire protection for rail vehicles (DIN EN 45545-2) R22	HL 1 - HL 3
Fire protection for rail vehicles (DIN EN 45545-2) R23	HL 1 - HL 3
Fire protection for rail vehicles (DIN EN 45545-2) R24	HL 1 - HL 3
Fire protection for rail vehicles (DIN EN 45545-2) R26	HL 1 - HL 3
Surface flammability NFPA 130 (ASTM E 162)	passed
Specific optical density of smoke NFPA 130 (ASTM E 662)	passed
Smoke gas toxicity NFPA 130 (SMP 800C)	passed

## Electrical tests

### Surge voltage test

Test voltage setpoint	9.8 kV
Result	Test passed

### Temperature-rise test

Requirement temperature-rise test	Increase in temperature $\leq 45$ K
Result	Test passed
Short-time withstand current 2.5 mm <sup>2</sup>	0.3 kA
Result	Test passed

### Power-frequency withstand voltage

Test voltage setpoint	2 kV
Result	Test passed

## Mechanical properties

### Mechanical data

Open side panel	Yes
-----------------	-----

## Mechanical tests

### Mechanical strength

Result	Test passed
--------	-------------

### Attachment on the carrier

DIN rail/fixing support	NS 35
Result	Test passed

# ST 2,5-FE - Feed-through terminal block



3035506

<https://www.phoenixcontact.com/us/products/3035506>

## Test for conductor damage and slackening

Rotation speed	9 rpm
Revolutions	135
Conductor cross-section/weight	0.14 mm <sup>2</sup> / 0.2 kg
	2.5 mm <sup>2</sup> / 0.7 kg
	4 mm <sup>2</sup> / 0.9 kg
Result	Test passed

## Environmental and real-life conditions

### Aging

Temperature cycles	192
Result	Test passed

### Needle-flame test

Time of exposure	30 s
Result	Test passed

### Oscillation/broadband noise

Specification	DIN EN 50155 (VDE 0115-200):2018-05
Spectrum	Long life test category 2, bogie-mounted
Frequency	$f_1 = 5 \text{ Hz}$ to $f_2 = 250 \text{ Hz}$
ASD level	6.12 (m/s <sup>2</sup> ) <sup>2</sup> /Hz
Acceleration	3.12g
Test duration per axis	5 h
Test directions	X-, Y- and Z-axis
Result	Test passed

### Shocks

Specification	DIN EN 50155 (VDE 0115-200):2008-03
Pulse shape	Half-sine
Acceleration	5g
Shock duration	30 ms
Number of shocks per direction	3
Test directions	X-, Y- and Z-axis (pos. and neg.)
Result	Test passed

### Ambient conditions

Ambient temperature (operation)	-60 °C ... 110 °C (Operating temperature range incl. self-heating; for max. short-term operating temperature, see RTI Elec.)
Ambient temperature (storage/transport)	-25 °C ... 60 °C (for a short time, not exceeding 24 h, -60 °C to +70 °C)
Ambient temperature (assembly)	-5 °C ... 70 °C
Ambient temperature (actuation)	-5 °C ... 70 °C
Permissible humidity (operation)	20 % ... 90 %
Permissible humidity (storage/transport)	30 % ... 70 %

# ST 2,5-FE - Feed-through terminal block



3035506

<https://www.phoenixcontact.com/us/products/3035506>

## Standards and regulations

Connection in acc. with standard	IEC 60947-7-1
----------------------------------	---------------

## Mounting

Mounting type	NS 35/7,5
	NS 35/15

# ST 2,5-FE - Feed-through terminal block

3035506

<https://www.phoenixcontact.com/us/products/3035506>



## Drawings

### Circuit diagram



# ST 2,5-FE - Feed-through terminal block





3035506


<https://www.phoenixcontact.com/us/products/3035506>

## Approvals


To download certificates, visit the product detail page: <https://www.phoenixcontact.com/us/products/3035506>

 <b>CSA</b> Approval ID: 13631				
	Nominal voltage $U_N$	Nominal current $I_N$	Cross section AWG	Cross section $mm^2$
B	600 V	20 A	28 - 12	-
C	600 V	20 A	28 - 12	-


 <b>KR</b> Approval ID: HMB17372-EL002				
--	--	--	--	--


 <b>ClassNK</b>				
--	--	--	--	--

**NK**  
Approval ID: 09 ME 140

 <b>cULus Recognized</b> Approval ID: E60425				
	Nominal voltage $U_N$	Nominal current $I_N$	Cross section AWG	Cross section $mm^2$
B	600 V	20 A	28 - 12	-
C	600 V	20 A	28 - 12	-

<b>DNV</b> Approval ID: TAE00001CS				
---------------------------------------	--	--	--	--

 <b>ATEX</b> Approval ID: KEMA00ATEX2052U				
	Nominal voltage $U_N$	Nominal current $I_N$	Cross section AWG	Cross section $mm^2$
keine				
Only flexible conductors	550 V	20.5 A	-	0.08 - 2.5
Only rigid conductors	550 V	26.5 A	-	0.08 - 4

 <b>IECEX</b> Approval ID: IECEX KEM 06.0051U				
	Nominal voltage $U_N$	Nominal current $I_N$	Cross section AWG	Cross section $mm^2$

# ST 2,5-FE - Feed-through terminal block



3035506

<https://www.phoenixcontact.com/us/products/3035506>

keine				
Only flexible conductors	550 V	20.5 A	-	0.08 - 2.5
Only rigid conductors	550 V	26.5 A	-	0.08 - 4



**CCC**

Approval ID: 2020322313000621



**UKCA-EX**

Approval ID: DEKRA 21UKEX0300U

# ST 2,5-FE - Feed-through terminal block



3035506

<https://www.phoenixcontact.com/us/products/3035506>

## Classifications

### ECLASS

ECLASS-13.0

27250101

### ETIM

ETIM 9.0

EC000897

### UNSPSC

UNSPSC 21.0

39121400

# ST 2,5-FE - Feed-through terminal block



3035506

<https://www.phoenixcontact.com/us/products/3035506>

## Environmental product compliance

### EU RoHS

Fulfills EU RoHS substance requirements	Yes, No exemptions
---	--------------------

### China RoHS

Environment friendly use period (EFUP)	EFUP-E
	No hazardous substances above the limits

### EU REACH SVHC

REACH candidate substance (CAS No.)	No substance above 0.1 wt%
-------------------------------------	----------------------------

Phoenix Contact 2026 © - all rights reserved  
<https://www.phoenixcontact.com>

Phoenix Contact USA  
586 Fulling Mill Road  
Middletown, PA 17057, United States  
(+717) 944-1300  
[info@phoenixcon.com](mailto:info@phoenixcon.com)