

ST 16-TWIN - Feed-through terminal block



3035328

<https://www.phoenixcontact.com/us/products/3035328>

Please be informed that the data shown in this PDF document is generated from our online catalog. Please find the complete data in the user documentation. Our general terms of use for downloads are valid.



Feed-through terminal block, nom. voltage: 1000 V, nominal current: 76 A, number of connections: 3, connection method: Spring-cage connection, Rated cross section: 16 mm², cross section: 0.2 mm² - 25 mm², mounting type: NS 35/15, NS 35/7,5, color: gray

Your advantages

- Simple wiring of very small, flexible conductors
- Enables one-handed wiring
- No restriction on cross-sections when using conductors with ferrules
- Reliable vibration resistance thanks to spring-loaded contact elements
- Compact wiring of three conductors in a single terminal block
- Full flexibility thanks to the standardized CLIPLINE complete bridging, marking, and testing accessories

Commercial data

Item number	3035328
Packing unit	25 pc
Minimum order quantity	25 pc
Sales key	BE02
Product key	BE2112
GTIN	4046356100908
Weight per piece (including packing)	54.632 g
Weight per piece (excluding packing)	54.09 g
Customs tariff number	85369010
Country of origin	PL

ST 16-TWIN - Feed-through terminal block



3035328

<https://www.phoenixcontact.com/us/products/3035328>

Technical data

Product properties

Product type	Multi-conductor terminal block
Product family	ST
Number of connections	3
Number of rows	1
Potentials	1

Insulation characteristics

Overvoltage category	III
Degree of pollution	3

Electrical properties

Rated surge voltage	8 kV
Maximum power dissipation for nominal condition	2.43 W

Connection data

Number of connections per level	3
Nominal cross section	16 mm ²

Level 1 above 1+2 below 1

Connection method	Spring-cage connection
Stripping length	18 mm
Internal cylindrical gage	A7
Connection in acc. with standard	IEC 60947-7-1
Conductor cross-section rigid	0.2 mm ² ... 25 mm ²
Cross section AWG	24 ... 4 (converted acc. to IEC)
Conductor cross-section flexible	0.2 mm ² ... 16 mm ²
Conductor cross-section, flexible [AWG]	24 ... 6 (converted acc. to IEC)
Conductor cross-section flexible (ferrule without plastic sleeve)	0.25 mm ² ... 16 mm ²
Flexible conductor cross-section (ferrule with plastic sleeve)	0.25 mm ² ... 16 mm ²
2 conductors with the same cross section, flexible, with TWIN ferrule with plastic sleeve	1.5 mm ² ... 4 mm ²
Nominal cross section	16 mm ²
Nominal current	76 A (with 16 mm ² conductor cross-section)
Maximum load current	76 A
Nominal voltage	1000 V

Dimensions

Width	12.2 mm
End cover width	2.2 mm
Height	107.8 mm
Depth on NS 35/7,5	51.5 mm
Depth on NS 35/15	59 mm

ST 16-TWIN - Feed-through terminal block



3035328

<https://www.phoenixcontact.com/us/products/3035328>

Material specifications

Color	gray (RAL 7042)
Flammability rating according to UL 94	V0
Insulating material group	I
Insulating material	PA
Static insulating material application in cold	-60 °C
Temperature index of insulation material (DIN EN 60216-1 (VDE 0304-21))	130 °C
Relative insulation material temperature index (Elec., UL 746 B)	130 °C
Fire protection for rail vehicles (DIN EN 45545-2) R22	HL 1 - HL 3
Fire protection for rail vehicles (DIN EN 45545-2) R23	HL 1 - HL 3
Fire protection for rail vehicles (DIN EN 45545-2) R24	HL 1 - HL 3
Fire protection for rail vehicles (DIN EN 45545-2) R26	HL 1 - HL 3
Calorimetric heat release NFPA 130 (ASTM E 1354)	28 MJ/kg
Surface flammability NFPA 130 (ASTM E 162)	passed
Specific optical density of smoke NFPA 130 (ASTM E 662)	passed
Smoke gas toxicity NFPA 130 (SMP 800C)	passed

Electrical tests

Surge voltage test

Test voltage setpoint	9.8 kV
Result	Test passed

Temperature-rise test

Requirement temperature-rise test	Increase in temperature \leq 45 K
Result	Test passed
Short-time withstand current 16 mm ²	1.92 kA
Result	Test passed

Power-frequency withstand voltage

Test voltage setpoint	2.2 kV
Result	Test passed

Mechanical properties

Mechanical data

Open side panel	Yes
-----------------	-----

Mechanical tests

Mechanical strength

Result	Test passed
--------	-------------

Attachment on the carrier

DIN rail/fixing support	NS 35
Test force setpoint	5 N

ST 16-TWIN - Feed-through terminal block



3035328

<https://www.phoenixcontact.com/us/products/3035328>

Result	Test passed
--------	-------------

Test for conductor damage and slackening

Rotation speed	10 rpm
Revolutions	135
Conductor cross-section/weight	0.2 mm ² / 0.2 kg
	16 mm ² / 2.9 kg
	25 mm ² / 4.5 kg
Result	Test passed

Environmental and real-life conditions

Aging

Temperature cycles	192
Result	Test passed

Needle-flame test

Time of exposure	30 s
Result	Test passed

Oscillation/broadband noise

Specification	DIN EN 50155 (VDE 0115-200):2008-03
Spectrum	Long life test category 2, bogie-mounted
Frequency	$f_1 = 5 \text{ Hz}$ to $f_2 = 250 \text{ Hz}$
ASD level	6.12 (m/s ²) ² /Hz
Acceleration	3.12g
Test duration per axis	5 h
Test directions	X-, Y- and Z-axis
Result	Test passed

Shocks

Specification	DIN EN 50155 (VDE 0115-200):2008-03
Pulse shape	Half-sine
Acceleration	30g
Shock duration	18 ms
Number of shocks per direction	3
Test directions	X-, Y- and Z-axis (pos. and neg.)
Result	Test passed

Ambient conditions

Ambient temperature (operation)	-60 °C ... 110 °C (Operating temperature range incl. self-heating; for max. short-term operating temperature, see RTI Elec.)
Ambient temperature (storage/transport)	-25 °C ... 60 °C (for a short time, not exceeding 24 h, -60 °C to +70 °C)
Ambient temperature (assembly)	-5 °C ... 70 °C
Ambient temperature (actuation)	-5 °C ... 70 °C
Permissible humidity (operation)	20 % ... 90 %

ST 16-TWIN - Feed-through terminal block



3035328

<https://www.phoenixcontact.com/us/products/3035328>

Permissible humidity (storage/transport)	30 % ... 70 %
--	---------------

Standards and regulations

Connection in acc. with standard	IEC 60947-7-1
----------------------------------	---------------

Mounting

Mounting type	NS 35/15
	NS 35/7,5

ST 16-TWIN - Feed-through terminal block

3035328

<https://www.phoenixcontact.com/us/products/3035328>



Drawings

Circuit diagram



ST 16-TWIN - Feed-through terminal block





3035328


<https://www.phoenixcontact.com/us/products/3035328>

Approvals

To download certificates, visit the product detail page: <https://www.phoenixcontact.com/us/products/3035328>

 CSA Approval ID: 13631				
	Nominal voltage U_N	Nominal current I_N	Cross section AWG	Cross section mm^2
B	600 V	75 A	16 - 4	-
C	600 V	75 A	16 - 4	-

 IECEE CB Scheme Approval ID: DE1-62884				
--	--	--	--	--

 cULus Recognized Approval ID: E60425				
	Nominal voltage U_N	Nominal current I_N	Cross section AWG	Cross section mm^2
B	600 V	85 A	16 - 4	-
C	600 V	85 A	16 - 4	-

ST 16-TWIN - Feed-through terminal block



3035328

<https://www.phoenixcontact.com/us/products/3035328>

Classifications

ECLASS

ECLASS-13.0	27250101
ECLASS-15.0	27250101

ETIM

ETIM 10.0	EC000897
-----------	----------

UNSPSC

UNSPSC 21.0	39121400
-------------	----------

ST 16-TWIN - Feed-through terminal block



3035328

<https://www.phoenixcontact.com/us/products/3035328>

Environmental product compliance

EU RoHS

Fulfills EU RoHS substance requirements	Yes, No exemptions
---	--------------------

China RoHS

Environment friendly use period (EFUP)	EFUP-E
	No hazardous substances above the limits

EU REACH SVHC

REACH candidate substance (CAS No.)	No substance above 0.1 wt%
-------------------------------------	----------------------------

EF3.1 Climate Change

CO2e kg	0.286 kg CO2e
---------	---------------

Phoenix Contact 2026 © - all rights reserved
<https://www.phoenixcontact.com>

Phoenix Contact USA
586 Fulling Mill Road
Middletown, PA 17057, United States
(+717) 944-1300
info@phoenixcon.com