


# ST 6 BU - Feed-through terminal block

3031490

<https://www.phoenixcontact.com/us/products/3031490>

Please be informed that the data shown in this PDF document is generated from our online catalog. Please find the complete data in the user documentation. Our general terms of use for downloads are valid.



Feed-through terminal block, nom. voltage: 1000 V, nominal current: 41 A, number of connections: 2, connection method: Spring-cage connection, Rated cross section: 6 mm<sup>2</sup>, cross section: 0.2 mm<sup>2</sup> - 10 mm<sup>2</sup>, mounting type: NS 35/7,5, NS 35/15, color: blue

## Your advantages

- Simple wiring of very small, flexible conductors
- Enables one-handed wiring
- No restriction on cross-sections when using conductors with ferrules
- Reliable vibration resistance thanks to spring-loaded contact elements
- Vibration-resistant and maintenance-free conductor connection
- Full flexibility thanks to the standardized CLIPLINE complete bridging, marking, and testing accessories

## Commercial data

|                                      |               |
|--------------------------------------|---------------|
| Item number                          | 3031490       |
| Packing unit                         | 50 pc         |
| Minimum order quantity               | 50 pc         |
| Sales key                            | BE02          |
| Product key                          | BE2111        |
| GTIN                                 | 4017918186951 |
| Weight per piece (including packing) | 16.505 g      |
| Weight per piece (excluding packing) | 16.5 g        |
| Customs tariff number                | 85369010      |
| Country of origin                    | DE            |

# ST 6 BU - Feed-through terminal block



3031490

<https://www.phoenixcontact.com/us/products/3031490>

## Technical data

### Product properties

|                       |                             |
|-----------------------|-----------------------------|
| Product type          | Feed-through terminal block |
| Product family        | ST                          |
| Area of application   | Railway industry            |
|                       | Machine building            |
|                       | Plant engineering           |
|                       | Process industry            |
| Number of connections | 2                           |
| Number of rows        | 1                           |
| Potentials            | 1                           |

### Insulation characteristics

|                      |     |
|----------------------|-----|
| Overvoltage category | III |
| Degree of pollution  | 3   |

### Electrical properties

|                                                 |        |
|-------------------------------------------------|--------|
| Rated surge voltage                             | 8 kV   |
| Maximum power dissipation for nominal condition | 1.31 W |

### Connection data

|                                                                                           |                                                        |
|-------------------------------------------------------------------------------------------|--------------------------------------------------------|
| Number of connections per level                                                           | 2                                                      |
| Nominal cross section                                                                     | 6 mm <sup>2</sup>                                      |
| Connection method                                                                         | Spring-cage connection                                 |
| Stripping length                                                                          | 12 mm                                                  |
| Internal cylindrical gage                                                                 | A5                                                     |
| Connection in acc. with standard                                                          | IEC 60947-7-1                                          |
| Conductor cross-section rigid                                                             | 0.2 mm <sup>2</sup> ... 10 mm <sup>2</sup>             |
| Cross section AWG                                                                         | 24 ... 8 (converted acc. to IEC)                       |
| Conductor cross-section flexible                                                          | 0.2 mm <sup>2</sup> ... 6 mm <sup>2</sup>              |
| Conductor cross-section, flexible [AWG]                                                   | 24 ... 10 (converted acc. to IEC)                      |
| Conductor cross-section flexible ultrasound-compressed                                    | 0.34 mm <sup>2</sup> ... 10 mm <sup>2</sup>            |
| Conductor cross-section, flexible [AWG] ultrasound-compressed                             | 22 ... 8 (converted acc. to IEC)                       |
| Conductor cross-section flexible (ferrule without plastic sleeve)                         | 0.25 mm <sup>2</sup> ... 6 mm <sup>2</sup>             |
| Flexible conductor cross-section (ferrule with plastic sleeve)                            | 0.25 mm <sup>2</sup> ... 6 mm <sup>2</sup>             |
| 2 conductors with the same cross section, flexible, with TWIN ferrule with plastic sleeve | 0.5 mm <sup>2</sup> ... 1.5 mm <sup>2</sup>            |
| Nominal cross section                                                                     | 6 mm <sup>2</sup>                                      |
| Nominal current                                                                           | 41 A                                                   |
| Maximum load current                                                                      | 52 A (with 10 mm <sup>2</sup> conductor cross-section) |
| Nominal voltage                                                                           | 1000 V                                                 |

### Ex data

# ST 6 BU - Feed-through terminal block



3031490

<https://www.phoenixcontact.com/us/products/3031490>

## Rated data (ATEX/IECEX)

|                                                                          |                                     |
|--------------------------------------------------------------------------|-------------------------------------|
| Identification                                                           | ⊕ II 2 GD Ex eb IIC Gb              |
| Operating temperature range                                              | -60 °C ... 85 °C                    |
| Ex-certified accessories                                                 | 3030433 D-ST 6                      |
|                                                                          | 3024481 ATP-ST 6                    |
|                                                                          | 1204520 SZF 2-0,8X4,0               |
|                                                                          | 3022276 CLIPFIX 35-5                |
|                                                                          | 3022218 CLIPFIX 35                  |
| List of bridges                                                          | Plug-in bridge / FBS 2-8 / 3030284  |
|                                                                          | Plug-in bridge / FBS 3-8 / 3030297  |
|                                                                          | Plug-in bridge / FBS 4-8 / 3030307  |
|                                                                          | Plug-in bridge / FBS 5-8 / 3030310  |
|                                                                          | Plug-in bridge / FBS 10-8 / 3030323 |
| Bridge data                                                              | 35 A (6 mm <sup>2</sup> )           |
| Ex temperature increase                                                  | 40 K (40.4 A / 6 mm <sup>2</sup> )  |
| for bridging with bridge                                                 | 550 V                               |
| - At bridging between non-adjacent terminal blocks                       | 440 V                               |
| - At bridging between non-adjacent terminal blocks via PE terminal block | 440 V                               |
| - At cut-to-length bridging with cover                                   | 220 V                               |
| - At cut-to-length bridging with partition plate                         | 275 V                               |
| Rated insulation voltage                                                 | 500 V                               |
| output                                                                   | (Permanent)                         |

## Ex level General

|                      |         |
|----------------------|---------|
| Rated voltage        | 550 V   |
| Rated current        | 36.5 A  |
| Maximum load current | 45 A    |
| Contact resistance   | 0.56 mΩ |

## Ex connection data General

|                              |                                            |
|------------------------------|--------------------------------------------|
| Nominal cross section        | 6 mm <sup>2</sup>                          |
| Rated cross section AWG      | 10                                         |
| Connection capacity rigid    | 0.2 mm <sup>2</sup> ... 10 mm <sup>2</sup> |
| Connection capacity AWG      | 24 ... 8                                   |
| Connection capacity flexible | 0.2 mm <sup>2</sup> ... 6 mm <sup>2</sup>  |
| Connection capacity AWG      | 24 ... 10                                  |

## Dimensions

|                    |         |
|--------------------|---------|
| Width              | 8.2 mm  |
| End cover width    | 2.2 mm  |
| Height             | 69.5 mm |
| Depth on NS 35/7,5 | 43.5 mm |
| Depth on NS 35/15  | 51 mm   |

# ST 6 BU - Feed-through terminal block



3031490

<https://www.phoenixcontact.com/us/products/3031490>

## Material specifications

|                                                                  |                 |
|------------------------------------------------------------------|-----------------|
| Color                                                            | blue (RAL 5015) |
| Flammability rating according to UL 94                           | V0              |
| Insulating material group                                        | I               |
| Insulating material                                              | PA              |
| Static insulating material application in cold                   | -60 °C          |
| Relative insulation material temperature index (Elec., UL 746 B) | 130 °C          |
| Fire protection for rail vehicles (DIN EN 45545-2) R22           | HL 1 - HL 3     |
| Fire protection for rail vehicles (DIN EN 45545-2) R23           | HL 1 - HL 3     |
| Fire protection for rail vehicles (DIN EN 45545-2) R24           | HL 1 - HL 3     |
| Fire protection for rail vehicles (DIN EN 45545-2) R26           | HL 1 - HL 3     |
| Surface flammability NFPA 130 (ASTM E 162)                       | passed          |
| Specific optical density of smoke NFPA 130 (ASTM E 662)          | passed          |
| Smoke gas toxicity NFPA 130 (SMP 800C)                           | passed          |

## Electrical tests

### Surge voltage test

|                       |             |
|-----------------------|-------------|
| Test voltage setpoint | 9.8 kV      |
| Result                | Test passed |

### Temperature-rise test

|                                                 |                                     |
|-------------------------------------------------|-------------------------------------|
| Requirement temperature-rise test               | Increase in temperature $\leq$ 45 K |
| Result                                          | Test passed                         |
| Short-time withstand current 6 mm <sup>2</sup>  | 0.72 kA                             |
| Short-time withstand current 10 mm <sup>2</sup> | 1.2 kA                              |
| Result                                          | Test passed                         |

### Power-frequency withstand voltage

|                       |             |
|-----------------------|-------------|
| Test voltage setpoint | 2.2 kV      |
| Result                | Test passed |

## Mechanical properties

### Mechanical data

|                 |     |
|-----------------|-----|
| Open side panel | Yes |
|-----------------|-----|

## Mechanical tests

### Mechanical strength

|        |             |
|--------|-------------|
| Result | Test passed |
|--------|-------------|

### Attachment on the carrier

|                         |             |
|-------------------------|-------------|
| DIN rail/fixing support | NS 35       |
| Test force setpoint     | 5 N         |
| Result                  | Test passed |

# ST 6 BU - Feed-through terminal block



3031490

<https://www.phoenixcontact.com/us/products/3031490>

## Test for conductor damage and slackening

|                                |                              |
|--------------------------------|------------------------------|
| Rotation speed                 | 10 rpm                       |
| Revolutions                    | 135                          |
| Conductor cross-section/weight | 0.2 mm <sup>2</sup> / 0.2 kg |
|                                | 6 mm <sup>2</sup> / 1.4 kg   |
|                                | 10 mm <sup>2</sup> / 2 kg    |
| Result                         | Test passed                  |

## Environmental and real-life conditions

### Aging

|                    |             |
|--------------------|-------------|
| Temperature cycles | 192         |
| Result             | Test passed |

### Needle-flame test

|                  |             |
|------------------|-------------|
| Time of exposure | 30 s        |
| Result           | Test passed |

### Oscillation/broadband noise

|                        |                                                |
|------------------------|------------------------------------------------|
| Specification          | DIN EN 50155 (VDE 0115-200):2008-03            |
| Spectrum               | Long life test category 2, bogie-mounted       |
| Frequency              | $f_1 = 5 \text{ Hz}$ to $f_2 = 250 \text{ Hz}$ |
| ASD level              | 11.83 (m/s <sup>2</sup> ) <sup>2</sup> /Hz     |
| Acceleration           | 4.25g                                          |
| Test duration per axis | 5 h                                            |
| Test directions        | X-, Y- and Z-axis                              |
| Result                 | Test passed                                    |

### Shocks

|                                |                                     |
|--------------------------------|-------------------------------------|
| Specification                  | DIN EN 50155 (VDE 0115-200):2008-03 |
| Pulse shape                    | Half-sine                           |
| Acceleration                   | 30g                                 |
| Shock duration                 | 18 ms                               |
| Number of shocks per direction | 3                                   |
| Test directions                | X-, Y- and Z-axis (pos. and neg.)   |
| Result                         | Test passed                         |

### Ambient conditions

|                                          |                                                                                                                              |
|------------------------------------------|------------------------------------------------------------------------------------------------------------------------------|
| Ambient temperature (operation)          | -60 °C ... 110 °C (Operating temperature range incl. self-heating; for max. short-term operating temperature, see RTI Elec.) |
| Ambient temperature (storage/transport)  | -25 °C ... 60 °C (for a short time, not exceeding 24 h, -60 °C to +70 °C)                                                    |
| Ambient temperature (assembly)           | -5 °C ... 70 °C                                                                                                              |
| Ambient temperature (actuation)          | -5 °C ... 70 °C                                                                                                              |
| Permissible humidity (operation)         | 20 % ... 90 %                                                                                                                |
| Permissible humidity (storage/transport) | 30 % ... 70 %                                                                                                                |

# ST 6 BU - Feed-through terminal block



3031490

<https://www.phoenixcontact.com/us/products/3031490>

## Standards and regulations

|                                  |               |
|----------------------------------|---------------|
| Connection in acc. with standard | IEC 60947-7-1 |
|----------------------------------|---------------|

## Mounting

|               |           |
|---------------|-----------|
| Mounting type | NS 35/7,5 |
|               | NS 35/15  |

# ST 6 BU - Feed-through terminal block



3031490

<https://www.phoenixcontact.com/us/products/3031490>

## Drawings

Circuit diagram



# ST 6 BU - Feed-through terminal block





3031490


<https://www.phoenixcontact.com/us/products/3031490>


## Approvals


To download certificates, visit the product detail page: <https://www.phoenixcontact.com/us/products/3031490>


|  <b>CSA</b><br>Approval ID: 13631 |                       |                       |                   |                      |
|--------------------------------------------------------------------------------------------------------------------|-----------------------|-----------------------|-------------------|----------------------|
|                                                                                                                    | Nominal voltage $U_N$ | Nominal current $I_N$ | Cross section AWG | Cross section $mm^2$ |
| B                                                                                                                  | 600 V                 | 50 A                  | 24 - 8            | -                    |
| C                                                                                                                  | 600 V                 | 50 A                  | 24 - 8            | -                    |

|  <b>IECEE CB Scheme</b><br>Approval ID: DE1-62810 |  |  |  |  |
|------------------------------------------------------------------------------------------------------------------------------------|--|--|--|--|
|------------------------------------------------------------------------------------------------------------------------------------|--|--|--|--|

|  <b>KR</b><br>Approval ID: HMB17372-EL002 |  |  |  |  |
|------------------------------------------------------------------------------------------------------------------------------|--|--|--|--|
|------------------------------------------------------------------------------------------------------------------------------|--|--|--|--|

|  <b>NK</b><br>Approval ID: 09 ME 140 |  |  |  |  |
|-------------------------------------------------------------------------------------------------------------------------|--|--|--|--|
|-------------------------------------------------------------------------------------------------------------------------|--|--|--|--|

|  <b>VDE Zeichengenehmigung</b><br>Approval ID: 40009035 |                       |                       |                   |                      |
|--------------------------------------------------------------------------------------------------------------------------------------------|-----------------------|-----------------------|-------------------|----------------------|
|                                                                                                                                            | Nominal voltage $U_N$ | Nominal current $I_N$ | Cross section AWG | Cross section $mm^2$ |
| keine                                                                                                                                      | 1000 V                | 41 A                  | -                 | 0.5 - 6              |

|  <b>cULus Recognized</b><br>Approval ID: E60425 |                       |                       |                   |                      |
|------------------------------------------------------------------------------------------------------------------------------------|-----------------------|-----------------------|-------------------|----------------------|
|                                                                                                                                    | Nominal voltage $U_N$ | Nominal current $I_N$ | Cross section AWG | Cross section $mm^2$ |
| B                                                                                                                                  | 600 V                 | 50 A                  | 24 - 8            | -                    |
| C                                                                                                                                  | 600 V                 | 50 A                  | 24 - 8            | -                    |
| F                                                                                                                                  | 1000 V                | 50 A                  | 24 - 8            | -                    |

| <b>DNV</b><br>Approval ID: TAE00001CS |  |  |  |  |
|---------------------------------------|--|--|--|--|
|---------------------------------------|--|--|--|--|

# ST 6 BU - Feed-through terminal block



3031490

<https://www.phoenixcontact.com/us/products/3031490>



**ATEX**

Approval ID: KEMA00ATEX2129U



**IECEX**

Approval ID: IECEX KEM 06.0050U



**CCC**

Approval ID: 2020322313000621



**UKCA-EX**

Approval ID: DEKRA 21UKEX0301U



**EAC Ex**

Approval ID: KZ 7500525010101950

# ST 6 BU - Feed-through terminal block



3031490

<https://www.phoenixcontact.com/us/products/3031490>

## Classifications

### ECLASS

|             |          |
|-------------|----------|
| ECLASS-13.0 | 27250101 |
| ECLASS-15.0 | 27250101 |

### ETIM

|           |          |
|-----------|----------|
| ETIM 10.0 | EC000897 |
|-----------|----------|

### UNSPSC

|             |          |
|-------------|----------|
| UNSPSC 21.0 | 39121400 |
|-------------|----------|

# ST 6 BU - Feed-through terminal block



3031490

<https://www.phoenixcontact.com/us/products/3031490>

## Environmental product compliance

### EU RoHS

|                                         |                    |
|-----------------------------------------|--------------------|
| Fulfills EU RoHS substance requirements | Yes, No exemptions |
|-----------------------------------------|--------------------|

### China RoHS

|                                        |                                          |
|----------------------------------------|------------------------------------------|
| Environment friendly use period (EFUP) | EFUP-E                                   |
|                                        | No hazardous substances above the limits |

### EU REACH SVHC

|                                     |                            |
|-------------------------------------|----------------------------|
| REACH candidate substance (CAS No.) | No substance above 0.1 wt% |
|-------------------------------------|----------------------------|

### EF3.1 Climate Change

|         |               |
|---------|---------------|
| CO2e kg | 0.068 kg CO2e |
|---------|---------------|

Phoenix Contact 2026 © - all rights reserved  
<https://www.phoenixcontact.com>

Phoenix Contact USA  
586 Fulling Mill Road  
Middletown, PA 17057, United States  
(+717) 944-1300  
[info@phoenixcon.com](mailto:info@phoenixcon.com)