

# DLK 2,5-PE - Motor connection terminal block



3011041

<https://www.phoenixcontact.com/us/products/3011041>

Please be informed that the data shown in this PDF document is generated from our online catalog. Please find the complete data in the user documentation. Our general terms of use for downloads are valid.



Motor connection terminal block, nom. voltage: 400 V, nominal current: 19 A, connection method: Screw connection, Rated cross section: 2.5 mm<sup>2</sup>, cross section: 0.2 mm<sup>2</sup> - 4 mm<sup>2</sup>, mounting type: NS 35/7,5, NS 35/15, color: gray

## Your advantages

- In order to reduce wiring effort, the DLKB 2,5-PE can also be bridged in the middle and lower levels using EB...-DIK insertion bridges with up to 80 positions
- The DLK 2,5-PE and DLKB 2,5-PE three-conductor terminal blocks are particularly suitable for wiring three-phase loads due to their design featuring three feed-through levels plus PE connection

## Commercial data

Item number	3011041
Packing unit	50 pc
Minimum order quantity	50 pc
Sales key	BE12
Product key	BE1225
GTIN	4017918091903
Weight per piece (including packing)	27.52 g
Weight per piece (excluding packing)	27.627 g
Customs tariff number	85369010
Country of origin	PL

# DLK 2,5-PE - Motor connection terminal block



3011041

<https://www.phoenixcontact.com/us/products/3011041>

## Technical data

### Product properties

Product type	Motor terminal block
Number of connections	7
Number of rows	4
Potentials	4

### Insulation characteristics

Overvoltage category	III
Degree of pollution	3

### Electrical properties

Rated surge voltage	6 kV
Maximum power dissipation for nominal condition	0.77 W

### Connection data

Grounding foot	Yes
Number of connections per level	2
Nominal cross section	2.5 mm <sup>2</sup>

### Level 1+2+3

Connection method	Screw connection
Screw thread	M3
Note	Please observe the current carrying capacity of the DIN rails.
Tightening torque	0.5 ... 0.6 Nm
Stripping length	8 mm
Internal cylindrical gage	A3
Connection in acc. with standard	IEC 60947-7-1/IEC 60947-7-2
Conductor cross-section rigid	0.2 mm <sup>2</sup> ... 4 mm <sup>2</sup>
Cross section AWG	24 ... 12 (converted acc. to IEC)
Conductor cross-section flexible	0.2 mm <sup>2</sup> ... 2.5 mm <sup>2</sup>
Conductor cross-section, flexible [AWG]	24 ... 14 (converted acc. to IEC)
Conductor cross-section flexible (ferrule without plastic sleeve)	0.25 mm <sup>2</sup> ... 2.5 mm <sup>2</sup>
Flexible conductor cross-section (ferrule with plastic sleeve)	0.25 mm <sup>2</sup> ... 2.5 mm <sup>2</sup>
Nominal cross section	2.5 mm <sup>2</sup>
Nominal current	19 A
Maximum load current	24 A (with 4 mm <sup>2</sup> conductor cross-section)
Nominal voltage	400 V

### Dimensions

Width	6.2 mm
Height	83 mm
Depth on NS 35/7,5	70 mm

# DLK 2,5-PE - Motor connection terminal block



3011041

<https://www.phoenixcontact.com/us/products/3011041>

Depth on NS 35/15	77.5 mm
-------------------	---------

## Material specifications

Color	gray (RAL 7042)
Flammability rating according to UL 94	V0
Insulating material group	I
Insulating material	PA
Temperature index of insulation material (DIN EN 60216-1 (VDE 0304-21))	125 °C
Relative insulation material temperature index (Elec., UL 746 B)	125 °C
Fire protection for rail vehicles (DIN EN 45545-2) R22	HL 1 - HL 3
Fire protection for rail vehicles (DIN EN 45545-2) R23	HL 1 - HL 3
Fire protection for rail vehicles (DIN EN 45545-2) R24	HL 1 - HL 3
Fire protection for rail vehicles (DIN EN 45545-2) R26	HL 1 - HL 3
Calorimetric heat release NFPA 130 (ASTM E 1354)	28 MJ/kg
Surface flammability NFPA 130 (ASTM E 162)	passed
Specific optical density of smoke NFPA 130 (ASTM E 662)	passed
Smoke gas toxicity NFPA 130 (SMP 800C)	passed

## Mechanical properties

### Mechanical data

Open side panel	No
-----------------	----

## Environmental and real-life conditions

### Ambient conditions

Ambient temperature (operation)	-60 °C ... 110 °C (Operating temperature range incl. self-heating; for max. short-term operating temperature, see RTI Elec.)
Ambient temperature (storage/transport)	-25 °C ... 60 °C (for a short time, not exceeding 24 h, -60 °C to +70 °C)
Ambient temperature (assembly)	-5 °C ... 70 °C
Ambient temperature (actuation)	-5 °C ... 70 °C
Permissible humidity (operation)	20 % ... 90 %
Permissible humidity (storage/transport)	30 % ... 70 %

## Standards and regulations

Connection in acc. with standard	IEC 60947-7-1/IEC 60947-7-2
----------------------------------	-----------------------------

## Mounting

Mounting type	NS 35/7,5
	NS 35/15

# DLK 2,5-PE - Motor connection terminal block

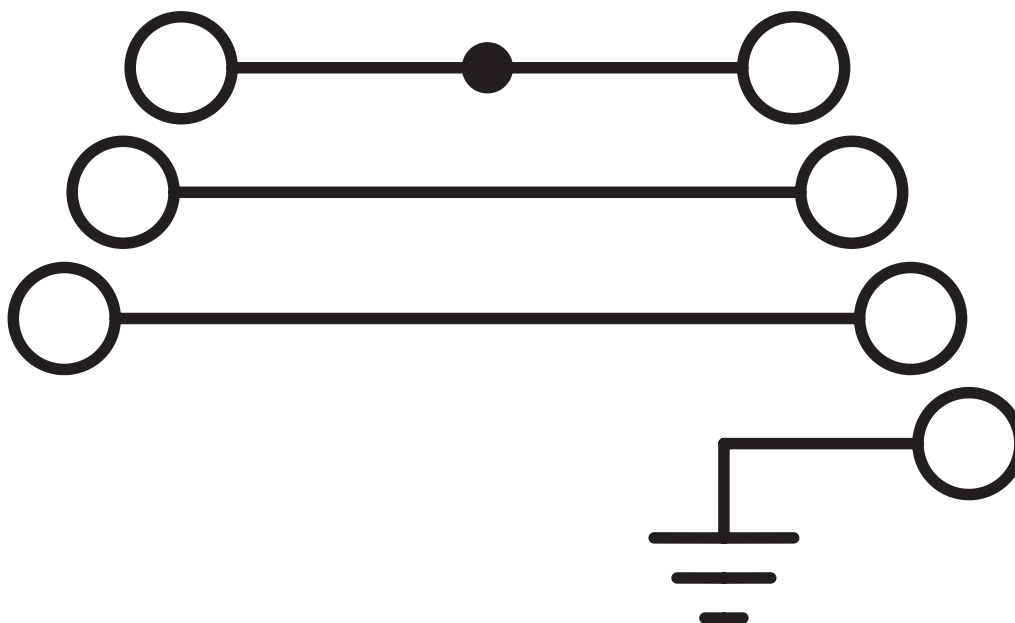


3011041

<https://www.phoenixcontact.com/us/products/3011041>

## Drawings

Circuit diagram



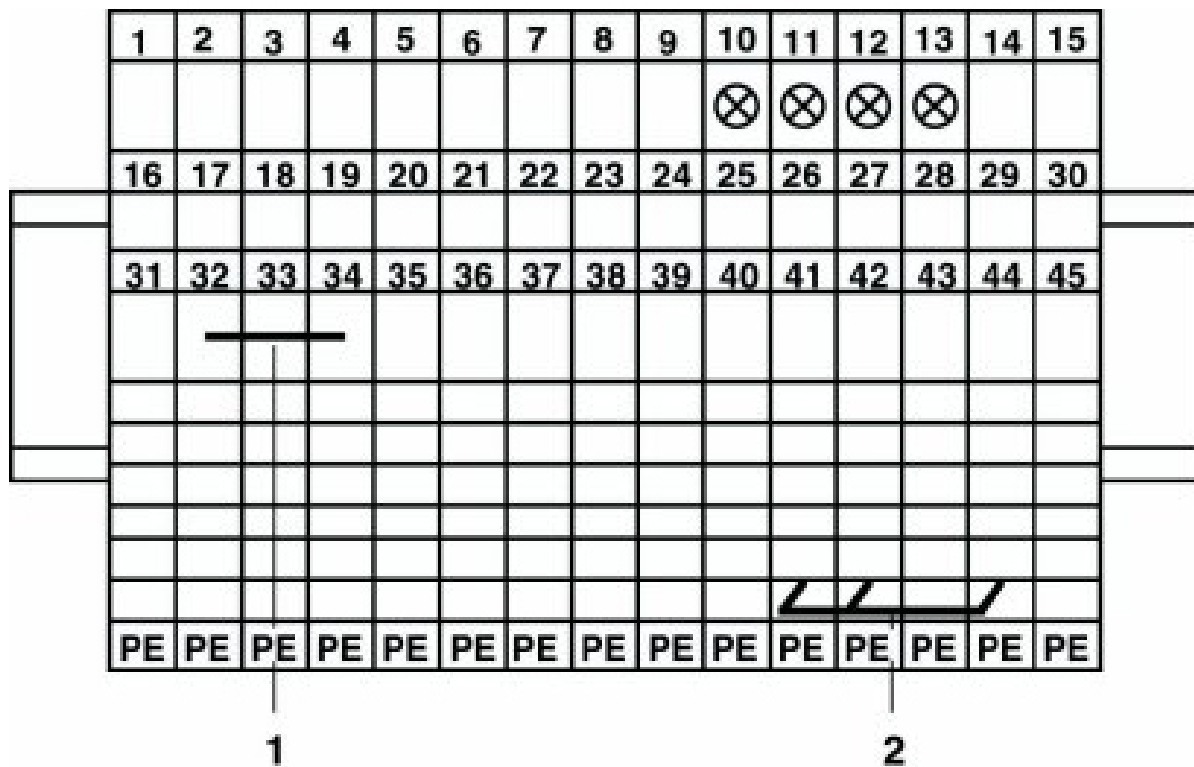
# DLK 2,5-PE - Motor connection terminal block



3011041

<https://www.phoenixcontact.com/us/products/3011041>

Circuit diagram



1 = insertion bridge  
2 = fixed bridge

# DLK 2,5-PE - Motor connection terminal block




3011041


<https://www.phoenixcontact.com/us/products/3011041>

## Approvals

To download certificates, visit the product detail page: <https://www.phoenixcontact.com/us/products/3011041>

 <b>CSA</b> Approval ID: 13631				
	Nominal voltage $U_N$	Nominal current $I_N$	Cross section AWG	Cross section $mm^2$
keine				
	300 V	15 A	28 - 12	-

 <b>EAC</b> Approval ID: KZ7500651131219505				
---	--	--	--	--

 <b>cULus Recognized</b> Approval ID: E60425				
	Nominal voltage $U_N$	Nominal current $I_N$	Cross section AWG	Cross section $mm^2$
B				
	300 V	15 A	30 - 14	-
PE connection	-	-	30 - 14	-
C				
	150 V	15 A	30 - 14	-
PE connection	-	-	30 - 14	-
D				
	150 V	15 A	30 - 14	-

# DLK 2,5-PE - Motor connection terminal block



3011041

<https://www.phoenixcontact.com/us/products/3011041>

## Classifications

### ECLASS

ECLASS-13.0	27250104
ECLASS-15.0	27250104

### ETIM

ETIM 10.0	EC000901
-----------	----------

### UNSPSC

UNSPSC 21.0	39121400
-------------	----------

# DLK 2,5-PE - Motor connection terminal block



3011041

<https://www.phoenixcontact.com/us/products/3011041>

## Environmental product compliance

### EU RoHS

Fulfills EU RoHS substance requirements	Yes, No exemptions
---	--------------------

### China RoHS

Environment friendly use period (EFUP)	EFUP-E
	No hazardous substances above the limits

### EU REACH SVHC

REACH candidate substance (CAS No.)	No substance above 0.1 wt%
-------------------------------------	----------------------------

### EF3.1 Climate Change

CO2e kg	0.143 kg CO2e
---------	---------------

Phoenix Contact 2026 © - all rights reserved  
<https://www.phoenixcontact.com>

Phoenix Contact USA  
586 Fulling Mill Road  
Middletown, PA 17057, United States  
(+717) 944-1300  
[info@phoenixcon.com](mailto:info@phoenixcon.com)