

# UKH 50-IB - High-current terminal block



3009053

<https://www.phoenixcontact.com/us/products/3009053>

Please be informed that the data shown in this PDF document is generated from our online catalog. Please find the complete data in the user documentation. Our general terms of use for downloads are valid.



High-current terminal block, with Allen screws, nom. voltage: 1000 V, nominal current: 150 A, number of connections: 2, number of positions: 1, connection method: Screw connection, Rated cross section: 50 mm<sup>2</sup>, cross section: 16 mm<sup>2</sup> - 70 mm<sup>2</sup>, mounting type: NS 35/7,5, NS 35/15, NS 32, NS 35/15-2,3, color: gray

## Your advantages

- Reliable cable connection is ensured by three-point centering of the conductor in the prismatic sleeve base
- Low contact resistance of the contact surface due to ribbing
- Screw locking by means of spring-loaded elements in the clamping part

## Commercial data

Item number	3009053
Packing unit	10 pc
Minimum order quantity	10 pc
Sales key	BE13
Product key	BE1311
GTIN	4017918091613
Weight per piece (including packing)	122.65 g
Weight per piece (excluding packing)	121.35 g
Customs tariff number	85369010
Country of origin	IN

## Technical data

### Notes

#### General

Note	For a reliable contact of multi stranded conductors it is recommended to untwist multi stranded conductors.
------	---

### Product properties

Product type	High current terminal block
Number of positions	1
Number of connections	2
Number of rows	1
Potentials	1

#### Insulation characteristics

Overvoltage category	III
Degree of pollution	3

### Electrical properties

Rated surge voltage	8 kV
Maximum power dissipation for nominal condition	4.73 W

### Connection data

Number of connections per level	2
Nominal cross section	50 mm <sup>2</sup>
Connection method	Screw connection
Screw thread	M6
Tightening torque	6 ... 8 Nm
Stripping length	24 mm
Internal cylindrical gage	A10
Connection in acc. with standard	IEC 60947-7-1
Conductor cross-section rigid	16 mm <sup>2</sup> ... 70 mm <sup>2</sup>
Cross section AWG	4 ... 2/0 (converted acc. to IEC)
Conductor cross-section flexible	25 mm <sup>2</sup> ... 70 mm <sup>2</sup>
Conductor cross-section, flexible [AWG]	2 ... 2/0 (converted acc. to IEC)
Conductor cross-section flexible (ferrule without plastic sleeve)	16 mm <sup>2</sup> ... 50 mm <sup>2</sup>
Flexible conductor cross-section (ferrule with plastic sleeve)	16 mm <sup>2</sup> ... 50 mm <sup>2</sup>
2 conductors with same cross section, rigid	10 mm <sup>2</sup> ... 16 mm <sup>2</sup>
2 conductors with same cross section, flexible	10 mm <sup>2</sup> ... 16 mm <sup>2</sup>
2 conductors with same cross section, flexible, with ferrule without plastic sleeve	10 mm <sup>2</sup> ... 16 mm <sup>2</sup>
Nominal cross section	50 mm <sup>2</sup>
Nominal current	150 A
Maximum load current	150 A (with 50 mm <sup>2</sup> conductor cross-section)

# UKH 50-IB - High-current terminal block



3009053

<https://www.phoenixcontact.com/us/products/3009053>

Nominal voltage	1000 V
Note	Note: Product releases, connection cross sections and notes on connecting aluminum cables can be found in the download area.

## Ex data

### Rated data (ATEX/IECEX)

Identification	Ⓔ II 2 GD Ex eb IIC Gb
Operating temperature range	-60 °C ... 110 °C
Ex-certified accessories	1203343 VDE-ISS 5 1201659 E/AL-NS 32 1201662 E/AL-NS 35
List of bridges	Fixed bridge / FBI 2-20-EX / 0201113 Fixed bridge / FBI 3-20-EX / 0201812
Bridge data	130.5 A (50 mm <sup>2</sup> )
Ex temperature increase	40 K (146.5 A / 50 mm <sup>2</sup> )
for bridging with bridge	690 V
Rated insulation voltage	630 V
output	(Permanent)

### Ex level General

Rated voltage	690 V
Rated current	133 A
Maximum load current	133 A
Contact resistance	0.1 mΩ

### Ex connection data General

Torque range	6 Nm ... 8 Nm
Nominal cross section	50 mm <sup>2</sup>
Rated cross section AWG	1/0
Connection capacity rigid	16 mm <sup>2</sup> ... 50 mm <sup>2</sup>
Connection capacity AWG	6 ... 1/0
Connection capacity flexible	25 mm <sup>2</sup> ... 50 mm <sup>2</sup>
Connection capacity AWG	4 ... 1/0
2 conductors with same cross section, solid	10 mm <sup>2</sup> ... 16 mm <sup>2</sup>
2 conductors with the same cross-section AWG rigid	8 ... 6
2 conductors with same cross section, stranded	10 mm <sup>2</sup> ... 16 mm <sup>2</sup>
2 conductors with the same cross-section AWG flexible	8 ... 6

## Dimensions

Width	20 mm
Height	70.5 mm
Depth on NS 32	81 mm
Depth on NS 35/7,5	76 mm
Depth on NS 35/15	83.5 mm

3009053

<https://www.phoenixcontact.com/us/products/3009053>

## Material specifications

Color	gray (RAL 7042)
Flammability rating according to UL 94	V0
Insulating material group	I
Insulating material	PA
Static insulating material application in cold	-60 °C
Relative insulation material temperature index (Elec., UL 746 B)	130 °C
Fire protection for rail vehicles (DIN EN 45545-2) R22	HL 1 - HL 3
Fire protection for rail vehicles (DIN EN 45545-2) R23	HL 1 - HL 3
Fire protection for rail vehicles (DIN EN 45545-2) R24	HL 1 - HL 3
Fire protection for rail vehicles (DIN EN 45545-2) R26	HL 1 - HL 3
Surface flammability NFPA 130 (ASTM E 162)	passed
Specific optical density of smoke NFPA 130 (ASTM E 662)	passed
Smoke gas toxicity NFPA 130 (SMP 800C)	passed

## Electrical tests

### Surge voltage test

Test voltage setpoint	9.8 kV
Result	Test passed

### Temperature-rise test

Requirement temperature-rise test	Increase in temperature $\leq$ 45 K
Result	Test passed
Short-time withstand current 50 mm <sup>2</sup>	6 kA
Result	Test passed

### Power-frequency withstand voltage

Test voltage setpoint	2.2 kV
Result	Test passed

## Mechanical properties

### Mechanical data

Open side panel	No
-----------------	----

## Mechanical tests

### Mechanical strength

Result	Test passed
--------	-------------

### Attachment on the carrier

DIN rail/fixing support	NS 32/NS 35
Result	Test passed

### Test for conductor damage and slackening

Rotation speed	10 (+/- 2) rpm
----------------	----------------

# UKH 50-IB - High-current terminal block



3009053

<https://www.phoenixcontact.com/us/products/3009053>

Revolutions	135
Conductor cross-section/weight	16 mm <sup>2</sup> / 2.9 kg
	25 mm <sup>2</sup> / 4.5 kg
	50 mm <sup>2</sup> / 9.5 kg
	70 mm <sup>2</sup> /10.4 kg
Result	Test passed

## Environmental and real-life conditions

### Needle-flame test

Time of exposure	30 s
Result	Test passed

### Oscillation/broadband noise

Specification	DIN EN 50155 (VDE 0115-200):2018-05
Spectrum	Long life test category 2, bogie-mounted
Frequency	f <sub>1</sub> = 5 Hz to f <sub>2</sub> = 250 Hz
ASD level	6.12 (m/s <sup>2</sup> ) <sup>2</sup> /Hz
Acceleration	3.12g
Test duration per axis	5 h
Test directions	X-, Y- and Z-axis
Result	Test passed

### Shocks

Pulse shape	Half-sine
Acceleration	5g
Shock duration	30 ms
Number of shocks per direction	3
Test directions	X-, Y- and Z-axis (pos. and neg.)
Result	Test passed

### Ambient conditions

Ambient temperature (operation)	-60 °C ... 110 °C (Operating temperature range incl. self-heating; for max. short-term operating temperature, see RTI Elec.)
Ambient temperature (storage/transport)	-25 °C ... 60 °C (for a short time, not exceeding 24 h, -60 °C to +70 °C)
Ambient temperature (assembly)	-5 °C ... 70 °C
Ambient temperature (actuation)	-5 °C ... 70 °C
Permissible humidity (operation)	20 % ... 90 %
Permissible humidity (storage/transport)	30 % ... 70 %

## Standards and regulations

Connection in acc. with standard	IEC 60947-7-1
----------------------------------	---------------

## Mounting

Mounting type	NS 35/7,5
	NS 35/15

# UKH 50-IB - High-current terminal block



3009053

<https://www.phoenixcontact.com/us/products/3009053>

	NS 32
	NS 35/15-2,3

# UKH 50-IB - High-current terminal block

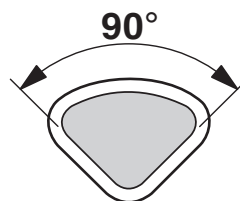
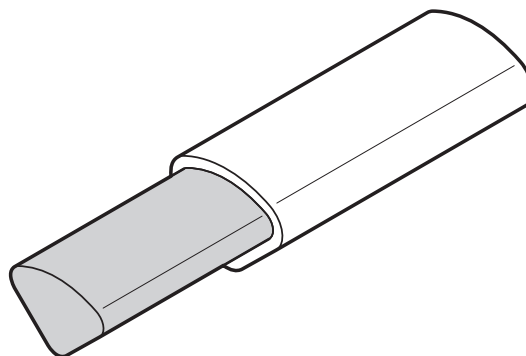
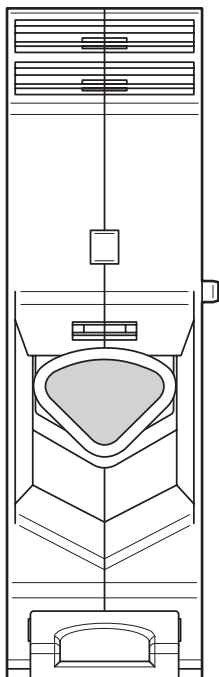
3009053

<https://www.phoenixcontact.com/us/products/3009053>



## Drawings

Schematic diagram



# UKH 50-IB - High-current terminal block





3009053


<https://www.phoenixcontact.com/us/products/3009053>


## Approvals

To download certificates, visit the product detail page: <https://www.phoenixcontact.com/us/products/3009053>

 <b>cULus Recognized</b> Approval ID: E60425				
	Nominal voltage $U_N$	Nominal current $I_N$	Cross section AWG	Cross section $\text{mm}^2$
B				
	600 V	150 A	6 - 1/0	-
Multi-conductor connection	600 V	150 A	8 - 6	-
C				
	600 V	150 A	6 - 1/0	-
Multi-conductor connection	600 V	150 A	8 - 6	-

 <b>ATEX</b> Approval ID: KEMA98ATEX1786U	
---	--

 <b>EAC Ex</b> Approval ID: KZ 7500525010101950	
---	--

 <b>IECEx</b> Approval ID: KEMA98ATEX1786U	
--	--

 <b>CCC</b> Approval ID: 2020322313000623	
---	--

 <b>UKCA-EX</b> Approval ID: DEKRA 21UKEX0307U	
--	--

<b>UL Comp Hazloc CA US</b> Approval ID: UL US CA L 192998				
	Nominal voltage $U_N$	Nominal current $I_N$	Cross section AWG	Cross section $\text{mm}^2$
keine				
	600 V	150 A	6 - 1/0	-

# UKH 50-IB - High-current terminal block



3009053

<https://www.phoenixcontact.com/us/products/3009053>

## Classifications

### ECLASS

ECLASS-13.0	27250101
ECLASS-15.0	27250101

### ETIM

ETIM 10.0	EC000897
-----------	----------

### UNSPSC

UNSPSC 21.0	39121400
-------------	----------

# UKH 50-IB - High-current terminal block



3009053

<https://www.phoenixcontact.com/us/products/3009053>

## Environmental product compliance

### EU RoHS

Fulfills EU RoHS substance requirements	Yes, No exemptions
---	--------------------

### China RoHS

Environment friendly use period (EFUP)	EFUP-E
	No hazardous substances above the limits

### EU REACH SVHC

REACH candidate substance (CAS No.)	No substance above 0.1 wt%
-------------------------------------	----------------------------

Phoenix Contact 2026 © - all rights reserved  
<https://www.phoenixcontact.com>

Phoenix Contact USA  
586 Fulling Mill Road  
Middletown, PA 17057, United States  
(+717) 944-1300  
[info@phoenixcon.com](mailto:info@phoenixcon.com)