

# UIK 16 BU - Installation terminal block



3006205

<https://www.phoenixcontact.com/us/products/3006205>

Please be informed that the data shown in this PDF document is generated from our online catalog. Please find the complete data in the user documentation. Our general terms of use for downloads are valid.



Installation terminal block, nom. voltage: 400 V, nominal current: 76 A, Screw connection, Rated cross section: 16 mm<sup>2</sup>, cross section: 2.5 mm<sup>2</sup> - 25 mm<sup>2</sup>, mounting type: NS 35/7,5, NS 35/15, NS 32, color: blue

## Your advantages

- Installation terminal blocks with a particularly low-profile design for use in flat distributors
- The asymmetrical arrangement of the terminal blocks on the DIN rail enables the neutral busbar to be routed past the terminal blocks

## Commercial data

Item number	3006205
Packing unit	50 pc
Minimum order quantity	50 pc
Sales key	BE12
Product key	BE1251
GTIN	4017918091422
Weight per piece (including packing)	22.69 g
Weight per piece (excluding packing)	20.919 g
Customs tariff number	85369010
Country of origin	IN

# UIK 16 BU - Installation terminal block



3006205

<https://www.phoenixcontact.com/us/products/3006205>

## Technical data

### Product properties

Product type	Installation terminal block
Number of connections	2
Number of rows	1
Potentials	1

### Insulation characteristics

Overvoltage category	III
Degree of pollution	3

### Electrical properties

Rated surge voltage	6 kV
Maximum power dissipation for nominal condition	2.43 W

### Connection data

Number of connections per level	2
Nominal cross section	16 mm <sup>2</sup>

### Level 1 above 1 below 1

Connection method	Screw connection
Screw thread	M4
Tightening torque	1.5 ... 1.8 Nm
Stripping length	11 mm
Connection in acc. with standard	IEC 60947-7-1
Conductor cross-section rigid	2.5 mm <sup>2</sup> ... 25 mm <sup>2</sup>
Cross section AWG	12 ... 4 (converted acc. to IEC)
Conductor cross-section flexible	4 mm <sup>2</sup> ... 16 mm <sup>2</sup>
Conductor cross-section, flexible [AWG]	10 ... 6 (converted acc. to IEC)
Conductor cross-section flexible (ferrule without plastic sleeve)	1.5 mm <sup>2</sup> ... 16 mm <sup>2</sup>
Flexible conductor cross-section (ferrule with plastic sleeve)	1.5 mm <sup>2</sup> ... 16 mm <sup>2</sup>
Cross-section with insertion bridge, rigid	16 mm <sup>2</sup>
Cross-section with insertion bridge, flexible	16 mm <sup>2</sup>
2 conductors with same cross section, rigid	1.5 mm <sup>2</sup> ... 6 mm <sup>2</sup>
2 conductors with same cross section, flexible	1.5 mm <sup>2</sup> ... 6 mm <sup>2</sup>
2 conductors with same cross section, flexible, with ferrule without plastic sleeve	1.5 mm <sup>2</sup> ... 4 mm <sup>2</sup>
2 conductors with the same cross section, flexible, with TWIN ferrule with plastic sleeve	0.75 mm <sup>2</sup> ... 10 mm <sup>2</sup>
Nominal cross section	16 mm <sup>2</sup>
Nominal current	76 A
Maximum load current	101 A (with a 2.5 mm <sup>2</sup> conductor cross-section)
Nominal voltage	400 V

# UIK 16 BU - Installation terminal block



3006205

<https://www.phoenixcontact.com/us/products/3006205>

## Dimensions

Width	12.2 mm
End cover width	1.8 mm
Height	42.5 mm
Depth on NS 32	52 mm
Depth on NS 35/7,5	47 mm
Depth on NS 35/15	54.5 mm

## Material specifications

Color	blue (RAL 5015)
Flammability rating according to UL 94	V0
Insulating material group	I
Insulating material	PA
Static insulating material application in cold	-60 °C
Relative insulation material temperature index (Elec., UL 746 B)	130 °C
Fire protection for rail vehicles (DIN EN 45545-2) R22	HL 1 - HL 3
Fire protection for rail vehicles (DIN EN 45545-2) R23	HL 1 - HL 3
Fire protection for rail vehicles (DIN EN 45545-2) R24	HL 1 - HL 3
Fire protection for rail vehicles (DIN EN 45545-2) R26	HL 1 - HL 3
Surface flammability NFPA 130 (ASTM E 162)	passed
Specific optical density of smoke NFPA 130 (ASTM E 662)	passed
Smoke gas toxicity NFPA 130 (SMP 800C)	passed

## Electrical tests

### Surge voltage test

Result	Test passed
--------	-------------

### Temperature-rise test

Requirement temperature-rise test	Increase in temperature $\leq 45$ K
Result	Test passed
Short-time withstand current 16 mm <sup>2</sup>	1.92 kA
Result	Test passed

### Power-frequency withstand voltage

Test voltage setpoint	1.89 kV
Result	Test passed

## Mechanical properties

### Mechanical data

Open side panel	Yes
-----------------	-----

## Mechanical tests

### Mechanical strength

# UIK 16 BU - Installation terminal block



3006205

<https://www.phoenixcontact.com/us/products/3006205>

Result	Test passed
--------	-------------

## Attachment on the carrier

DIN rail/fixing support	NS 32/NS 35
Result	Test passed

## Test for conductor damage and slackening

Rotation speed	10 (+/- 2) rpm
Revolutions	135
Conductor cross-section/weight	2.5 mm <sup>2</sup> / 0.7 kg
	16 mm <sup>2</sup> / 2.9 kg
	25 mm <sup>2</sup> / 4.5 kg
Result	Test passed

## Environmental and real-life conditions

### Needle-flame test

Time of exposure	30 s
Result	Test passed

### Ambient conditions

Ambient temperature (operation)	-60 °C ... 110 °C (Operating temperature range incl. self-heating; for max. short-term operating temperature, see RTI Elec.)
Ambient temperature (storage/transport)	-25 °C ... 60 °C (for a short time, not exceeding 24 h, -60 °C to +70 °C)
Ambient temperature (assembly)	-5 °C ... 70 °C
Permissible humidity (operation)	20 % ... 90 %
Permissible humidity (storage/transport)	30 % ... 70 %

## Standards and regulations

Connection in acc. with standard	IEC 60947-7-1
----------------------------------	---------------

## Mounting

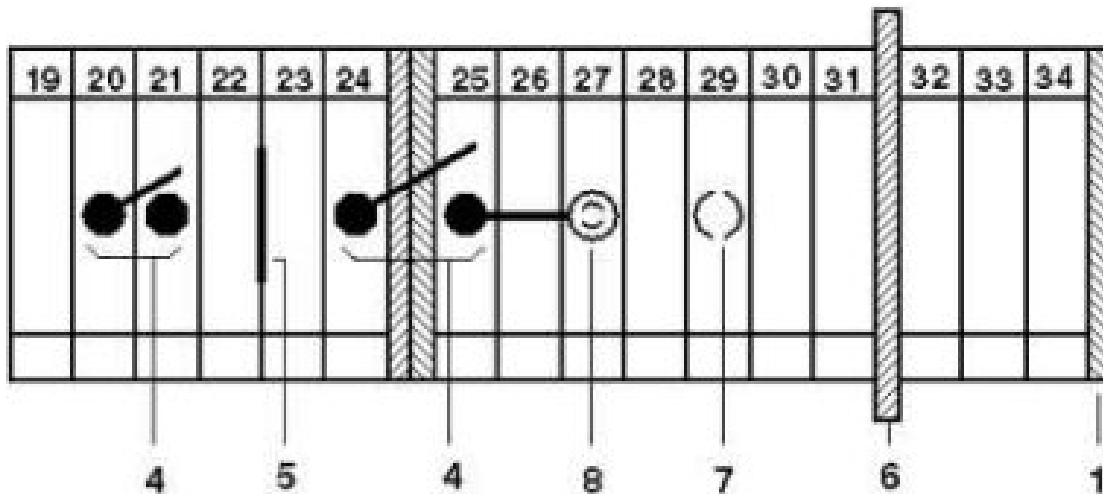
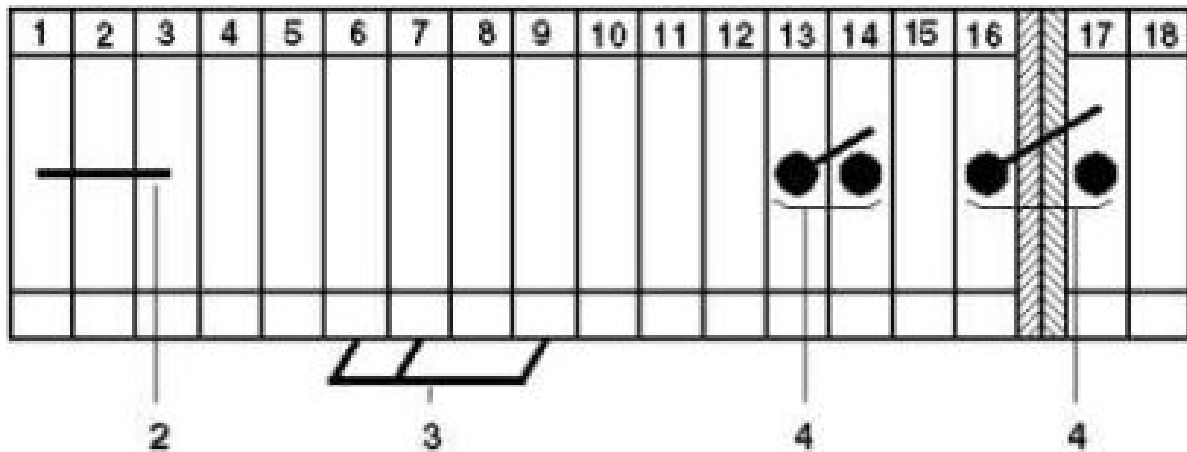
Mounting type	NS 35/7,5
	NS 35/15
	NS 32

3006205

<https://www.phoenixcontact.com/us/products/3006205>

## Drawings

Circuit diagram



- 1 = Cover
- 2 = Fixed bridge
- 3 = Insertion bridge
- 4 = Bridge bar for 2 terminal blocks
- 5 = Insulation plate
- 6 = Partition plate
- 7 = Test socket, for test pick-off with PS test plug
- 8 = Test socket, insulated, can only be used with FBI

# UIK 16 BU - Installation terminal block




3006205


<https://www.phoenixcontact.com/us/products/3006205>

## Approvals

To download certificates, visit the product detail page: <https://www.phoenixcontact.com/us/products/3006205>

 <b>CSA</b> Approval ID: 158887				
	Nominal voltage $U_N$	Nominal current $I_N$	Cross section AWG	Cross section $\text{mm}^2$
B	300 V	85 A	12 - 4	-
C	300 V	85 A	12 - 4	-
D	600 V	5 A	12 - 4	-

 <b>EAC</b> Approval ID: KZ7500651131219505				
---	--	--	--	--

 <b>cULus Recognized</b> Approval ID: E60425				
	Nominal voltage $U_N$	Nominal current $I_N$	Cross section AWG	Cross section $\text{mm}^2$
B	300 V	85 A	12 - 4	-
C	300 V	85 A	12 - 4	-
F	400 V	85 A	12 - 4	-
D	600 V	5 A	12 - 4	-

# UIK 16 BU - Installation terminal block



3006205

<https://www.phoenixcontact.com/us/products/3006205>

## Classifications

### ECLASS

ECLASS-13.0	27250110
ECLASS-15.0	27250110

### ETIM

ETIM 10.0	EC001329
-----------	----------

### UNSPSC

UNSPSC 21.0	39121400
-------------	----------

# UIK 16 BU - Installation terminal block



3006205

<https://www.phoenixcontact.com/us/products/3006205>

## Environmental product compliance

### EU RoHS

Fulfills EU RoHS substance requirements	Yes, No exemptions
---	--------------------

### China RoHS

Environment friendly use period (EFUP)	EFUP-E
	No hazardous substances above the limits

### EU REACH SVHC

REACH candidate substance (CAS No.)	No substance above 0.1 wt%
-------------------------------------	----------------------------

Phoenix Contact 2026 © - all rights reserved  
<https://www.phoenixcontact.com>

Phoenix Contact USA  
586 Fulling Mill Road  
Middletown, PA 17057, United States  
(+717) 944-1300  
[info@phoenixcon.com](mailto:info@phoenixcon.com)