


UIK 16 - Installation terminal block

3006153

<https://www.phoenixcontact.com/us/products/3006153>

Please be informed that the data shown in this PDF document is generated from our online catalog. Please find the complete data in the user documentation. Our general terms of use for downloads are valid.



Installation terminal block, nom. voltage: 400 V, nominal current: 76 A, Screw connection, Rated cross section: 16 mm², cross section: 2.5 mm² - 25 mm², mounting type: NS 35/7,5, NS 35/15, NS 32, color: gray

Your advantages

- Installation terminal blocks with a particularly low-profile design for use in flat distributors
- The asymmetrical arrangement of the terminal blocks on the DIN rail enables the neutral busbar to be routed past the terminal blocks

Commercial data

Item number	3006153
Packing unit	50 pc
Minimum order quantity	50 pc
Sales key	BE12
Product key	BE1251
GTIN	4017918091378
Weight per piece (including packing)	22.69 g
Weight per piece (excluding packing)	20.919 g
Customs tariff number	85369010
Country of origin	IN

UIK 16 - Installation terminal block



3006153

<https://www.phoenixcontact.com/us/products/3006153>

Technical data

Product properties

Product type	Installation terminal block
Number of connections	2
Number of rows	1
Potentials	1

Insulation characteristics

Overvoltage category	III
Degree of pollution	3

Electrical properties

Rated surge voltage	6 kV
Maximum power dissipation for nominal condition	2.43 W

Connection data

Number of connections per level	2
Nominal cross section	16 mm ²

Level 1 above 1 below 1

Connection method	Screw connection
Screw thread	M4
Tightening torque	1.5 ... 1.8 Nm
Stripping length	11 mm
Internal cylindrical gage	A7
Connection in acc. with standard	IEC 60947-7-1
Conductor cross-section rigid	2.5 mm ² ... 25 mm ²
Cross section AWG	12 ... 4 (converted acc. to IEC)
Conductor cross-section flexible	4 mm ² ... 16 mm ²
Conductor cross-section, flexible [AWG]	10 ... 6 (converted acc. to IEC)
Conductor cross-section flexible (ferrule without plastic sleeve)	1.5 mm ² ... 16 mm ²
Flexible conductor cross-section (ferrule with plastic sleeve)	1.5 mm ² ... 16 mm ²
Cross-section with insertion bridge, rigid	16 mm ²
Cross-section with insertion bridge, flexible	16 mm ²
2 conductors with same cross section, rigid	1.5 mm ² ... 6 mm ²
2 conductors with same cross section, flexible	1.5 mm ² ... 6 mm ²
2 conductors with same cross section, flexible, with ferrule without plastic sleeve	1.5 mm ² ... 4 mm ²
2 conductors with the same cross section, flexible, with TWIN ferrule with plastic sleeve	0.75 mm ² ... 10 mm ²
Nominal cross section	16 mm ²
Nominal current	76 A
Maximum load current	101 A (with 25 mm ² conductor cross-section)
Nominal voltage	400 V

UIK 16 - Installation terminal block



3006153

<https://www.phoenixcontact.com/us/products/3006153>

Dimensions

Width	12.2 mm
End cover width	1.8 mm
Height	42.5 mm
Depth on NS 32	52 mm
Depth on NS 35/7,5	47 mm
Depth on NS 35/15	54.5 mm

Material specifications

Color	gray (RAL 7042)
Flammability rating according to UL 94	V0
Insulating material group	I
Insulating material	PA
Static insulating material application in cold	-60 °C
Relative insulation material temperature index (Elec., UL 746 B)	130 °C
Fire protection for rail vehicles (DIN EN 45545-2) R22	HL 1 - HL 3
Fire protection for rail vehicles (DIN EN 45545-2) R23	HL 1 - HL 3
Fire protection for rail vehicles (DIN EN 45545-2) R24	HL 1 - HL 3
Fire protection for rail vehicles (DIN EN 45545-2) R26	HL 1 - HL 3
Surface flammability NFPA 130 (ASTM E 162)	passed
Specific optical density of smoke NFPA 130 (ASTM E 662)	passed
Smoke gas toxicity NFPA 130 (SMP 800C)	passed

Electrical tests

Surge voltage test

Result	Test passed
--------	-------------

Temperature-rise test

Requirement temperature-rise test	Increase in temperature ≤ 45 K
Result	Test passed
Short-time withstand current 16 mm ²	1.92 kA
Result	Test passed

Power-frequency withstand voltage

Test voltage setpoint	1.89 kV
Result	Test passed

Mechanical properties

Mechanical data

Open side panel	Yes
-----------------	-----

Mechanical tests

Mechanical strength

UIK 16 - Installation terminal block



3006153

<https://www.phoenixcontact.com/us/products/3006153>

Result	Test passed
--------	-------------

Attachment on the carrier

DIN rail/fixing support	NS 32/NS 35
Result	Test passed

Test for conductor damage and slackening

Rotation speed	10 (+/- 2) rpm
Revolutions	135
Conductor cross-section/weight	2.5 mm ² / 0.7 kg
	16 mm ² / 2.9 kg
	25 mm ² / 4.5 kg
Result	Test passed

Environmental and real-life conditions

Needle-flame test

Time of exposure	30 s
Result	Test passed

Ambient conditions

Ambient temperature (operation)	-60 °C ... 110 °C (Operating temperature range incl. self-heating; for max. short-term operating temperature, see RTI Elec.)
Ambient temperature (storage/transport)	-25 °C ... 60 °C (for a short time, not exceeding 24 h, -60 °C to +70 °C)
Ambient temperature (assembly)	-5 °C ... 70 °C
Permissible humidity (operation)	20 % ... 90 %
Permissible humidity (storage/transport)	30 % ... 70 %

Standards and regulations

Connection in acc. with standard	IEC 60947-7-1
----------------------------------	---------------

Mounting

Mounting type	NS 35/7,5
	NS 35/15
	NS 32

UIK 16 - Installation terminal block



3006153

<https://www.phoenixcontact.com/us/products/3006153>

Drawings

Circuit diagram

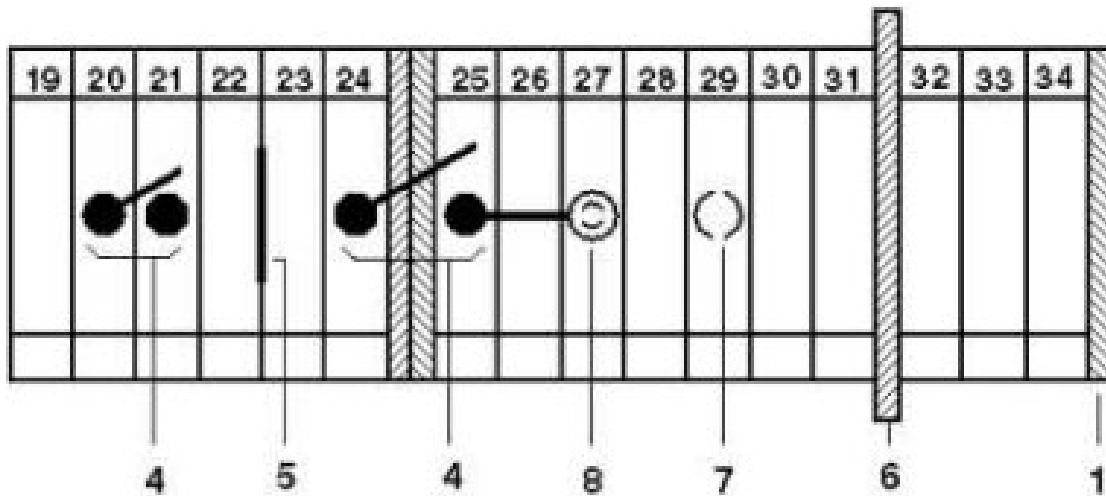
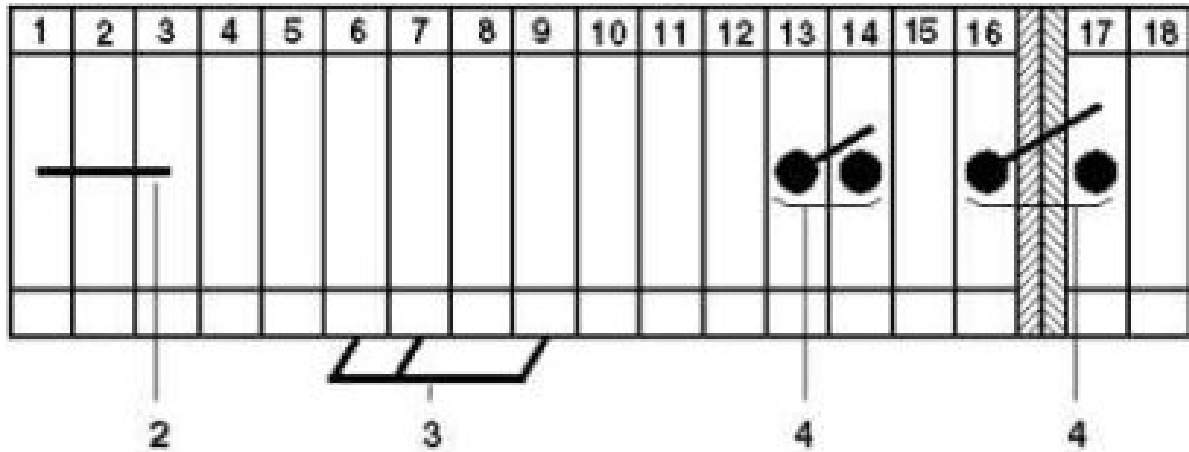


UIK 16 - Installation terminal block

3006153

<https://www.phoenixcontact.com/us/products/3006153>

Circuit diagram



- 1 = Cover
- 2 = Fixed bridge
- 3 = Insertion bridge
- 4 = Bridge bar for 2 terminal blocks
- 5 = Insulation plate
- 6 = Partition plate
- 7 = Test socket, for test pick-off with PS test plug
- 8 = Test socket, insulated, can only be used with FBI

UIK 16 - Installation terminal block




3006153


<https://www.phoenixcontact.com/us/products/3006153>

Approvals

To download certificates, visit the product detail page: <https://www.phoenixcontact.com/us/products/3006153>

 CSA Approval ID: 158887				
	Nominal voltage U_N	Nominal current I_N	Cross section AWG	Cross section mm^2
B	300 V	85 A	12 - 4	-
C	300 V	85 A	12 - 4	-
D	600 V	5 A	12 - 4	-

 EAC Approval ID: KZ7500651131219505				
---	--	--	--	--

 cULus Recognized Approval ID: E60425				
	Nominal voltage U_N	Nominal current I_N	Cross section AWG	Cross section mm^2
B	300 V	85 A	12 - 4	-
C	300 V	85 A	12 - 4	-
F	400 V	85 A	12 - 4	-
D	600 V	5 A	12 - 4	-

UIK 16 - Installation terminal block



3006153

<https://www.phoenixcontact.com/us/products/3006153>

Classifications

ECLASS

ECLASS-13.0	27250110
ECLASS-15.0	27250110

ETIM

ETIM 10.0	EC001329
-----------	----------

UNSPSC

UNSPSC 21.0	39121400
-------------	----------

UIK 16 - Installation terminal block



3006153

<https://www.phoenixcontact.com/us/products/3006153>

Environmental product compliance

EU RoHS

Fulfills EU RoHS substance requirements	Yes, No exemptions
---	--------------------

China RoHS

Environment friendly use period (EFUP)	EFUP-E
	No hazardous substances above the limits

EU REACH SVHC

REACH candidate substance (CAS No.)	No substance above 0.1 wt%
-------------------------------------	----------------------------

Phoenix Contact 2026 © - all rights reserved
<https://www.phoenixcontact.com>

Phoenix Contact USA
586 Fulling Mill Road
Middletown, PA 17057, United States
(+717) 944-1300
info@phoenixcon.com