

# UK 16 N - Feed-through terminal block



3006043

<https://www.phoenixcontact.com/us/products/3006043>

Please be informed that the data shown in this PDF document is generated from our online catalog. Please find the complete data in the user documentation. Our general terms of use for downloads are valid.



Feed-through terminal block, nom. voltage: 800 V, nominal current: 76 A, number of connections: 2, number of positions: 1, connection method: Screw connection, Rated cross section: 16 mm<sup>2</sup>, cross section: 2.5 mm<sup>2</sup> - 25 mm<sup>2</sup>, mounting type: NS 35/7,5, NS 35/15, NS 32, color: gray

## Your advantages

- All universal terminal blocks in the UK... series can also be used in the Ex e area according to IEC/EN 60079 as standard
- The corresponding EC-type examination numbers for Ex approval can be found in the technical connection data

## Commercial data

Item number	3006043
Packing unit	50 pc
Minimum order quantity	50 pc
Sales key	BE12
Product key	BE1211
GTIN	4017918091309
Weight per piece (including packing)	23.196 g
Weight per piece (excluding packing)	23.196 g
Customs tariff number	85369010
Country of origin	IN

# UK 16 N - Feed-through terminal block



3006043

<https://www.phoenixcontact.com/us/products/3006043>

## Technical data

### Product properties

Product type	Feed-through terminal block
Product family	UK
Number of positions	1
Number of connections	2
Number of rows	1
Potentials	1

### Insulation characteristics

Overvoltage category	III
Degree of pollution	3

### Electrical properties

Rated surge voltage	8 kV
Maximum power dissipation for nominal condition	2.43 W

### Connection data

Number of connections per level	2
Nominal cross section	16 mm <sup>2</sup>
Connection method	Screw connection
Screw thread	M4
Tightening torque	1.5 ... 1.8 Nm
Stripping length	11 mm
Internal cylindrical gage	B7
Connection in acc. with standard	IEC 60947-7-1
Conductor cross-section rigid	2.5 mm <sup>2</sup> ... 25 mm <sup>2</sup>
Cross section AWG	12 ... 4 (converted acc. to IEC)
Conductor cross-section flexible	4 mm <sup>2</sup> ... 16 mm <sup>2</sup>
Conductor cross-section, flexible [AWG]	10 ... 6 (converted acc. to IEC)
Conductor cross-section flexible (ferrule without plastic sleeve)	1.5 mm <sup>2</sup> ... 16 mm <sup>2</sup>
Flexible conductor cross-section (ferrule with plastic sleeve)	1.5 mm <sup>2</sup> ... 16 mm <sup>2</sup>
Cross-section with insertion bridge, rigid	16 mm <sup>2</sup>
Cross-section with insertion bridge, flexible	16 mm <sup>2</sup>
2 conductors with same cross section, rigid	1.5 mm <sup>2</sup> ... 6 mm <sup>2</sup>
2 conductors with same cross section, flexible	1.5 mm <sup>2</sup> ... 4 mm <sup>2</sup>
2 conductors with same cross section, flexible, with ferrule without plastic sleeve	1.5 mm <sup>2</sup> ... 6 mm <sup>2</sup>
2 conductors with the same cross section, flexible, with TWIN ferrule with plastic sleeve	0.75 mm <sup>2</sup> ... 10 mm <sup>2</sup>
Nominal cross section	16 mm <sup>2</sup>
Nominal current	76 A
Maximum load current	101 A (with 25 mm <sup>2</sup> conductor cross-section)

# UK 16 N - Feed-through terminal block



3006043

<https://www.phoenixcontact.com/us/products/3006043>

Nominal voltage	800 V
-----------------	-------

## Dimensions

Width	12.2 mm
End cover width	1.5 mm
Height	42.5 mm
Depth on NS 32	59 mm
Depth on NS 35/7,5	54 mm
Depth on NS 35/15	61.5 mm

## Material specifications

Color	gray (RAL 7042)
Flammability rating according to UL 94	V0
Insulating material group	I
Insulating material	PA
Static insulating material application in cold	-60 °C
Relative insulation material temperature index (Elec., UL 746 B)	130 °C
Fire protection for rail vehicles (DIN EN 45545-2) R22	HL 1 - HL 3
Fire protection for rail vehicles (DIN EN 45545-2) R23	HL 1 - HL 3
Fire protection for rail vehicles (DIN EN 45545-2) R24	HL 1 - HL 3
Fire protection for rail vehicles (DIN EN 45545-2) R26	HL 1 - HL 3
Surface flammability NFPA 130 (ASTM E 162)	passed
Specific optical density of smoke NFPA 130 (ASTM E 662)	passed
Smoke gas toxicity NFPA 130 (SMP 800C)	passed

## Electrical tests

### Surge voltage test

Test voltage setpoint	9.8 kV
Result	Test passed

### Temperature-rise test

Requirement temperature-rise test	Increase in temperature $\leq$ 45 K
Result	Test passed
	Test passed
Short-time withstand current 16 mm <sup>2</sup>	1.92 kA
Result	Test passed

### Power-frequency withstand voltage

Test voltage setpoint	2 kV
Result	Test passed

## Mechanical properties

### Mechanical data

Open side panel	Yes
-----------------	-----

## Mechanical tests

### Mechanical strength

Result	Test passed
--------	-------------

### Attachment on the carrier

DIN rail/fixing support	NS 32/NS 35
Result	Test passed

### Test for conductor damage and slackening

Rotation speed	10 (+/- 2) rpm
Revolutions	135
Conductor cross-section/weight	4 mm <sup>2</sup> / 0.9 kg
	16 mm <sup>2</sup> / 2.9 kg
	25 mm <sup>2</sup> / 4.5 kg
Result	Test passed

## Environmental and real-life conditions

### Needle-flame test

Time of exposure	30 s
Result	Test passed

### Oscillation/broadband noise

Specification	DIN EN 50155 (VDE 0115-200):2022-06
Spectrum	Long life test category 2, bogie-mounted
Frequency	$f_1 = 5 \text{ Hz}$ to $f_2 = 250 \text{ Hz}$
ASD level	6.12 (m/s <sup>2</sup> ) <sup>2</sup> /Hz
Acceleration	3.12g
Test duration per axis	5 h
Test directions	X-, Y- and Z-axis
Result	Test passed

### Shocks

Specification	DIN EN 50155 (VDE 0115-200):2008-03
Pulse shape	Half-sine
Acceleration	30g
Shock duration	18 ms
Number of shocks per direction	3
Test directions	X-, Y- and Z-axis (pos. and neg.)
Result	Test passed

### Ambient conditions

Ambient temperature (operation)	-60 °C ... 110 °C (Operating temperature range incl. self-heating; for max. short-term operating temperature, see RTI Elec.)
Ambient temperature (storage/transport)	-25 °C ... 60 °C (for a short time, not exceeding 24 h, -60 °C to +70 °C)

# UK 16 N - Feed-through terminal block



3006043

<https://www.phoenixcontact.com/us/products/3006043>

Ambient temperature (assembly)	-5 °C ... 70 °C
Ambient temperature (actuation)	-5 °C ... 70 °C
Permissible humidity (operation)	20 % ... 90 %
Permissible humidity (storage/transport)	30 % ... 70 %

## Standards and regulations

Connection in acc. with standard	IEC 60947-7-1
----------------------------------	---------------

## Mounting

Mounting type	NS 35/7,5
	NS 35/15
	NS 32

# UK 16 N - Feed-through terminal block

3006043

<https://www.phoenixcontact.com/us/products/3006043>



## Drawings

### Circuit diagram



# UK 16 N - Feed-through terminal block





3006043


<https://www.phoenixcontact.com/us/products/3006043>


## Approvals

To download certificates, visit the product detail page: <https://www.phoenixcontact.com/us/products/3006043>

 <b>CSA</b> Approval ID: 13631				
	Nominal voltage $U_N$	Nominal current $I_N$	Cross section AWG	Cross section $mm^2$
keine				
	600 V	85 A	22 - 4	-

 <b>IECEE CB Scheme</b> Approval ID: NL-83812				
	Nominal voltage $U_N$	Nominal current $I_N$	Cross section AWG	Cross section $mm^2$
keine				
	800 V	76 A	-	4 - 16

 <b>cULus Recognized</b> Approval ID: E60425				
	Nominal voltage $U_N$	Nominal current $I_N$	Cross section AWG	Cross section $mm^2$
B				
	600 V	85 A	22 - 4	-
C				
	600 V	85 A	22 - 4	-
F				
	800 V	85 A	22 - 4	-

 <b>KEMA-KEUR</b> Approval ID: 71-125614				
	Nominal voltage $U_N$	Nominal current $I_N$	Cross section AWG	Cross section $mm^2$
keine				
	800 V	-	-	4 - 16

 <b>ClassNK</b> Approval ID: 09 ME 141				
--	--	--	--	--

<b>DNV</b> Approval ID: TAE00001CT				
---------------------------------------	--	--	--	--

 <b>cUL Recognized</b> Approval ID: E192998				
---	--	--	--	--


# UK 16 N - Feed-through terminal block




3006043

<https://www.phoenixcontact.com/us/products/3006043>

	Nominal voltage $U_N$	Nominal current $I_N$	Cross section AWG	Cross section $mm^2$
keine				
	600 V	85 A	22 - 4	-

 <b>GL</b> Approval ID: 98876-96 HH				
	Nominal voltage $U_N$	Nominal current $I_N$	Cross section AWG	Cross section $mm^2$
keine				
EEx e II part certificate	690 V	74 A	-	- 16

 <b>UL Recognized</b> Approval ID: E192998				
	Nominal voltage $U_N$	Nominal current $I_N$	Cross section AWG	Cross section $mm^2$
keine				
	600 V	85 A	22 - 4	-

 <b>EAC Ex</b> Approval ID: KZ 7500525010101950				
---	--	--	--	--

# UK 16 N - Feed-through terminal block



3006043

<https://www.phoenixcontact.com/us/products/3006043>

## Classifications

### ECLASS

ECLASS-13.0	27250101
ECLASS-15.0	27250101

### ETIM

ETIM 10.0	EC000897
-----------	----------

### UNSPSC

UNSPSC 21.0	39121400
-------------	----------

# UK 16 N - Feed-through terminal block



3006043

<https://www.phoenixcontact.com/us/products/3006043>

## Environmental product compliance

### EU RoHS

Fulfills EU RoHS substance requirements	Yes, No exemptions
---	--------------------

### China RoHS

Environment friendly use period (EFUP)	EFUP-E
	No hazardous substances above the limits

### EU REACH SVHC

REACH candidate substance (CAS No.)	No substance above 0.1 wt%
-------------------------------------	----------------------------

Phoenix Contact 2026 © - all rights reserved  
<https://www.phoenixcontact.com>

Phoenix Contact USA  
586 Fulling Mill Road  
Middletown, PA 17057, United States  
(+717) 944-1300  
[info@phoenixcon.com](mailto:info@phoenixcon.com)