

# UK 10-DREHSI (5X20) - Fuse modular terminal block



3005109

<https://www.phoenixcontact.com/us/products/3005109>

Please be informed that the data shown in this PDF document is generated from our online catalog. Please find the complete data in the user documentation. Our general terms of use for downloads are valid.



Fuse modular terminal block, fuse type: Glass / ceramics / ..., fuse type: G / 5 x 20, nom. voltage: 500 V, nominal current: 10 A, number of positions: 1, connection method: Screw connection, Rated cross section: 1.5 mm<sup>2</sup>, cross section: 0.5 mm<sup>2</sup>- 16 mm<sup>2</sup>, mounting type: NS 35/7,5, NS 35/15, NS 32, color: black

## Your advantages

- Can be bridged with FBI ... fixed bridge

## Commercial data

Item number	3005109
Packing unit	50 pc
Minimum order quantity	1 pc
Sales key	BE12
Product key	BE1235
GTIN	4017918091040
Weight per piece (including packing)	33.663 g
Weight per piece (excluding packing)	33.663 g
Customs tariff number	85369095
Country of origin	PL

## Technical data

### Notes

Order information:	Fuse-link not supplied as standard
--------------------	------------------------------------

### General

Note	The current is determined by the fuse used, the voltage by the fuse or selected light indicator.
------	--

### Product properties

Product type	Fuse terminal block
Number of positions	1
Number of connections	2
Number of rows	1
Potentials	1

### Insulation characteristics

Overvoltage category	III
Degree of pollution	3

### Electrical properties

Fuse type	Glass / ceramics / ...
Rated surge voltage	4 kV
Maximum power dissipation for nominal condition	2.43 W
Fuse	G / 5 x 20

### Connection data

Number of connections per level	2
Nominal cross section	16 mm <sup>2</sup>
Connection method	Screw connection
Screw thread	M4
Tightening torque	1.5 ... 1.8 Nm
Stripping length	11 mm
Internal cylindrical gage	B6
Connection in acc. with standard	IEC 60947-7-3
Conductor cross-section rigid	0.5 mm <sup>2</sup> ... 16 mm <sup>2</sup>
Cross section AWG	20 ... 6 (converted acc. to IEC)
Conductor cross-section flexible	0.5 mm <sup>2</sup> ... 16 mm <sup>2</sup>
Conductor cross-section, flexible [AWG]	20 ... 6 (converted acc. to IEC)
Conductor cross-section flexible (ferrule without plastic sleeve)	0.5 mm <sup>2</sup> ... 10 mm <sup>2</sup>
Flexible conductor cross-section (ferrule with plastic sleeve)	0.5 mm <sup>2</sup> ... 10 mm <sup>2</sup>
2 conductors with same cross section, rigid	0.5 mm <sup>2</sup> ... 4 mm <sup>2</sup>
2 conductors with same cross section, flexible	0.5 mm <sup>2</sup> ... 4 mm <sup>2</sup>
2 conductors with same cross section, flexible, with ferrule without plastic sleeve	0.5 mm <sup>2</sup> ... 4 mm <sup>2</sup>

# UK 10-DREHSI (5X20) - Fuse modular terminal block



3005109

<https://www.phoenixcontact.com/us/products/3005109>

2 conductors with the same cross section, flexible, with TWIN ferrule with plastic sleeve	0.5 mm <sup>2</sup> ... 10 mm <sup>2</sup>
Nominal cross section	1.5 mm <sup>2</sup>
Nominal current	10 A
Maximum load current	10 A
Nominal voltage	500 V (As a fuse terminal block) 800 V (As a disconnect terminal block)
Note	The current is determined by the fuse used

## Dimensions

Width	12 mm
Height	62 mm
Depth on NS 32	62.2 mm
Depth on NS 35/7,5	57.2 mm
Depth on NS 35/15	64.7 mm

## Material specifications

Color	black (RAL 9005)
Flammability rating according to UL 94	V0
Insulating material group	I
Insulating material	PA
Static insulating material application in cold	-60 °C
Relative insulation material temperature index (Elec., UL 746 B)	130 °C
Fire protection for rail vehicles (DIN EN 45545-2) R22	HL 1 - HL 3
Fire protection for rail vehicles (DIN EN 45545-2) R23	HL 1 - HL 3
Fire protection for rail vehicles (DIN EN 45545-2) R24	HL 1 - HL 3
Fire protection for rail vehicles (DIN EN 45545-2) R26	HL 1 - HL 3
Surface flammability NFPA 130 (ASTM E 162)	passed
Specific optical density of smoke NFPA 130 (ASTM E 662)	passed
Smoke gas toxicity NFPA 130 (SMP 800C)	passed

## Mechanical properties

### Mechanical data

Open side panel	No
-----------------	----

## Environmental and real-life conditions

### Oscillation/broadband noise

Specification	DIN EN 50155 (VDE 0115-200):2008-03
Spectrum	Long life test category 1, class B, body mounted
Frequency	f <sub>1</sub> = 5 Hz to f <sub>2</sub> = 150 Hz
ASD level	1.857 (m/s <sup>2</sup> )/Hz
Acceleration	0.8g
Test duration per axis	5 h
Test directions	X-, Y- and Z-axis

# UK 10-DREHSI (5X20) - Fuse modular terminal block



3005109

<https://www.phoenixcontact.com/us/products/3005109>

Result	Test passed
--------	-------------

## Shocks

Specification	DIN EN 50155 (VDE 0115-200):2008-03
Pulse shape	Half-sine
Acceleration	5g
Shock duration	30 ms
Number of shocks per direction	3
Test directions	X-, Y- and Z-axis (pos. and neg.)
Result	Test passed

## Ambient conditions

Ambient temperature (operation)	-60 °C ... 110 °C (Operating temperature range incl. self-heating; for max. short-term operating temperature, see RTI Elec.)
Ambient temperature (storage/transport)	-25 °C ... 60 °C (for a short time, not exceeding 24 h, -60 °C to +70 °C)
Ambient temperature (assembly)	-5 °C ... 70 °C
Ambient temperature (actuation)	-5 °C ... 70 °C
Permissible humidity (operation)	20 % ... 90 %
Permissible humidity (storage/transport)	30 % ... 70 %

## Standards and regulations

Connection in acc. with standard	IEC 60947-7-3
----------------------------------	---------------

## Mounting

Mounting type	NS 35/7,5
	NS 35/15
	NS 32

# UK 10-DREHSI (5X20) - Fuse modular terminal block



3005109

<https://www.phoenixcontact.com/us/products/3005109>

## Drawings

Circuit diagram



# UK 10-DREHSI (5X20) - Fuse modular terminal block




3005109


<https://www.phoenixcontact.com/us/products/3005109>


## Approvals


To download certificates, visit the product detail page: <https://www.phoenixcontact.com/us/products/3005109>

 <b>CSA</b> Approval ID: 13631				
	Nominal voltage $U_N$	Nominal current $I_N$	Cross section AWG	Cross section $mm^2$
B	300 V	20 A	22 - 6	-
C	300 V	20 A	22 - 6	-

 <b>IECEE CB Scheme</b> Approval ID: NL-56826/A1				
	Nominal voltage $U_N$	Nominal current $I_N$	Cross section AWG	Cross section $mm^2$
keine	800 V	-	-	0.5 - 16

 <b>EAC</b> Approval ID: KZ7500651131219505				
---	--	--	--	--

 <b>cULus Recognized</b> Approval ID: E60425				
	Nominal voltage $U_N$	Nominal current $I_N$	Cross section AWG	Cross section $mm^2$
B	300 V	20 A	24 - 6	-
C	300 V	20 A	24 - 6	-
F	500 V	20 A	24 - 6	-

 <b>KEMA-KEUR</b> Approval ID: 71-119846				
	Nominal voltage $U_N$	Nominal current $I_N$	Cross section AWG	Cross section $mm^2$
keine	-	10 A	-	0.5 - 16

 <b>LR</b> Approval ID: LR2420186TA				
---	--	--	--	--

# UK 10-DREHSI (5X20) - Fuse modular terminal block



3005109

<https://www.phoenixcontact.com/us/products/3005109>

## Classifications

### ECLASS

ECLASS-13.0	27250113
ECLASS-15.0	27250113

### ETIM

ETIM 10.0	EC000899
-----------	----------

### UNSPSC

UNSPSC 21.0	39121400
-------------	----------

# UK 10-DREHSI (5X20) - Fuse modular terminal block



3005109

<https://www.phoenixcontact.com/us/products/3005109>

## Environmental product compliance

### EU RoHS

Fulfills EU RoHS substance requirements	Yes, No exemptions
---	--------------------

### China RoHS

Environment friendly use period (EFUP)	EFUP-E
	No hazardous substances above the limits

### EU REACH SVHC

REACH candidate substance (CAS No.)	No substance above 0.1 wt%
-------------------------------------	----------------------------

### EF3.1 Climate Change

CO2e kg	0.385 kg CO2e
---------	---------------

Phoenix Contact 2026 © - all rights reserved  
<https://www.phoenixcontact.com>

Phoenix Contact USA  
586 Fulling Mill Road  
Middletown, PA 17057, United States  
(+717) 944-1300  
[info@phoenixcon.com](mailto:info@phoenixcon.com)