

# UK 6,3-HESILED 24 - Fuse modular terminal block



3004265

<https://www.phoenixcontact.com/us/products/3004265>

Please be informed that the data shown in this PDF document is generated from our online catalog. Please find the complete data in the user documentation. Our general terms of use for downloads are valid.



Fuse modular terminal block, fuse type: Glass / ceramics / ..., fuse type: G / 6,3 x 32, nom. voltage: 24 V, nominal current: 10 A, number of positions: 1, connection method: Screw connection, Rated cross section: 1.5 mm<sup>2</sup>, cross section: 0.5 mm<sup>2</sup>- 16 mm<sup>2</sup>, mounting type: NS 35/7,5, NS 35/15, NS 32, color: black

## Your advantages

- Versions with LED
- Large-surface marking
- Safety lever locked in end position

## Commercial data

Item number	3004265
Packing unit	50 pc
Minimum order quantity	50 pc
Sales key	BE12
Product key	BE1234
GTIN	4017918090753
Weight per piece (including packing)	35.2 g
Weight per piece (excluding packing)	33.2 g
Customs tariff number	85369095
Country of origin	TR

# UK 6,3-HESILED 24 - Fuse modular terminal block



3004265

<https://www.phoenixcontact.com/us/products/3004265>

## Technical data

### Notes

Order information:	Fuse-link not supplied as standard
Note regarding marking	For terminal marking, please use marking material with 10.2 mm pitch.
Note regarding marking	For lever marking, please use marking material with 8.2 mm pitch.

### Product properties

Product type	Fuse terminal block
Number of positions	1
Number of connections	2
Number of rows	1
Potentials	1

### Insulation characteristics

Overvoltage category	III
Degree of pollution	3

### Electrical properties

Fuse type	Glass / ceramics / ...
Rated surge voltage	6 kV
Maximum power dissipation for nominal condition	2.43 W
Fuse	G / 6,3 x 32
Maximum power dissipation	max. 2.5 W (with single arrangement of the fuse terminal block in the event of overload)
	max. 1.6 W (With interconnected arrangement of several fuse terminal blocks in the event of overload)
	max. 4 W (with single arrangement of the fuse terminal block in the event of a short-circuit)
	max. 2.5 W (With interconnected arrangement of several fuse terminal blocks in the event of a short-circuit)

### Connection data

Number of connections per level	2
Nominal cross section	16 mm <sup>2</sup>

### Level 1 above 1 below 1

Connection method	Screw connection
Screw thread	M4
Tightening torque	1.2 ... 1.5 Nm
Stripping length	12 mm
Internal cylindrical gage	B6
Connection in acc. with standard	IEC 60947-7-3
Conductor cross-section rigid	0.5 mm <sup>2</sup> ... 16 mm <sup>2</sup>

# UK 6,3-HESILED 24 - Fuse modular terminal block



3004265

<https://www.phoenixcontact.com/us/products/3004265>

Cross section AWG	20 ... 6 (converted acc. to IEC)
Conductor cross-section flexible	0.5 mm <sup>2</sup> ... 16 mm <sup>2</sup>
Conductor cross-section, flexible [AWG]	20 ... 6 (converted acc. to IEC)
Conductor cross-section flexible (ferrule without plastic sleeve)	0.5 mm <sup>2</sup> ... 10 mm <sup>2</sup>
Flexible conductor cross-section (ferrule with plastic sleeve)	0.5 mm <sup>2</sup> ... 10 mm <sup>2</sup>
Cross-section with insertion bridge, rigid	10 mm <sup>2</sup>
Cross-section with insertion bridge, flexible	10 mm <sup>2</sup>
2 conductors with same cross section, rigid	0.5 mm <sup>2</sup> ... 4 mm <sup>2</sup>
2 conductors with same cross section, flexible	0.5 mm <sup>2</sup> ... 4 mm <sup>2</sup>
2 conductors with same cross section, flexible, with ferrule without plastic sleeve	0.5 mm <sup>2</sup> ... 4 mm <sup>2</sup>
2 conductors with the same cross section, flexible, with TWIN ferrule with plastic sleeve	0.5 mm <sup>2</sup> ... 6 mm <sup>2</sup>
Nominal cross section	1.5 mm <sup>2</sup>
Nominal current	10 A
Maximum load current	10 A
Nominal voltage	24 V
Connection in acc. with standard	IEC 60947-7-3
Conductor cross-section rigid	0.5 mm <sup>2</sup> ... 16 mm <sup>2</sup>
Cross section AWG	20 ... 6 (converted acc. to IEC)
Conductor cross-section flexible	0.5 mm <sup>2</sup> ... 16 mm <sup>2</sup>
Conductor cross-section flexible (ferrule without plastic sleeve)	0.5 mm <sup>2</sup> ... 10 mm <sup>2</sup>
Flexible conductor cross-section (ferrule with plastic sleeve)	0.5 mm <sup>2</sup> ... 10 mm <sup>2</sup>
Cross-section with insertion bridge, rigid	10 mm <sup>2</sup>
Cross-section with insertion bridge, flexible	10 mm <sup>2</sup>
2 conductors with same cross section, rigid	0.5 mm <sup>2</sup> ... 4 mm <sup>2</sup>
2 conductors with same cross section, flexible	0.5 mm <sup>2</sup> ... 4 mm <sup>2</sup>
2 conductors with same cross section, flexible, with ferrule without plastic sleeve	0.5 mm <sup>2</sup> ... 4 mm <sup>2</sup>
2 conductors with the same cross section, flexible, with TWIN ferrule with plastic sleeve	0.5 mm <sup>2</sup> ... 6 mm <sup>2</sup>
Nominal cross section	1.5 mm <sup>2</sup>
Nominal current	10 A
Maximum load current	10 A
Nominal voltage	800 V (As a disconnect terminal block)
Nominal cross section	1.5 mm <sup>2</sup>

## Dimensions

Width	10.2 mm
Height	79 mm
Depth on NS 32	65.5 mm
Depth on NS 35/7,5	60.5 mm
Depth on NS 35/15	68 mm

## Material specifications

# UK 6,3-HESILED 24 - Fuse modular terminal block



3004265

<https://www.phoenixcontact.com/us/products/3004265>

Color	black (RAL 9005)
Flammability rating according to UL 94	V0
Insulating material group	I
Insulating material	PA
Static insulating material application in cold	-60 °C
Temperature index of insulation material (DIN EN 60216-1 (VDE 0304-21))	130 °C
Relative insulation material temperature index (Elec., UL 746 B)	130 °C
Fire protection for rail vehicles (DIN EN 45545-2) R22	HL 1 - HL 3
Fire protection for rail vehicles (DIN EN 45545-2) R23	HL 1 - HL 3
Fire protection for rail vehicles (DIN EN 45545-2) R24	HL 1 - HL 3
Fire protection for rail vehicles (DIN EN 45545-2) R26	HL 1 - HL 3
Calorimetric heat release NFPA 130 (ASTM E 1354)	27,5 MJ/kg
Surface flammability NFPA 130 (ASTM E 162)	passed
Specific optical density of smoke NFPA 130 (ASTM E 662)	passed
Smoke gas toxicity NFPA 130 (SMP 800C)	passed

## Mechanical properties

### Mechanical data

Open side panel	No
-----------------	----

## Environmental and real-life conditions

### Ambient conditions

Ambient temperature (operation)	-60 °C ... 110 °C (Operating temperature range incl. self-heating; for max. short-term operating temperature, see RTI Elec.)
Ambient temperature (storage/transport)	-25 °C ... 60 °C (for a short time, not exceeding 24 h, -60 °C to +70 °C)
Ambient temperature (assembly)	-5 °C ... 70 °C
Ambient temperature (actuation)	-5 °C ... 70 °C
Permissible humidity (operation)	20 % ... 90 %
Permissible humidity (storage/transport)	30 % ... 70 %

## Standards and regulations

Connection in acc. with standard	IEC 60947-7-3
	IEC 60947-7-3

## Mounting

Mounting type	NS 35/7,5
	NS 35/15
	NS 32



# UK 6,3-HESILED 24 - Fuse modular terminal block





3004265


<https://www.phoenixcontact.com/us/products/3004265>

## Approvals

To download certificates, visit the product detail page: <https://www.phoenixcontact.com/us/products/3004265>

 <b>CSA</b> Approval ID: 13631				
	Nominal voltage $U_N$	Nominal current $I_N$	Cross section AWG	Cross section $\text{mm}^2$
B	24 V	10 A	26 - 8	-
C	24 V	10 A	26 - 8	-

 <b>cULus Recognized</b> Approval ID: E60425				
	Nominal voltage $U_N$	Nominal current $I_N$	Cross section AWG	Cross section $\text{mm}^2$
B	600 V	10 A	26 - 8	-
C	600 V	10 A	26 - 8	-
F	500 V	10 A	26 - 8	-

 <b>EAC</b> Approval ID: KZ7500651131219505				
---	--	--	--	--

# UK 6,3-HESILED 24 - Fuse modular terminal block



3004265

<https://www.phoenixcontact.com/us/products/3004265>

## Classifications

### ECLASS

ECLASS-13.0	27250113
ECLASS-15.0	27250113

### ETIM

ETIM 10.0	EC000899
-----------	----------

### UNSPSC

UNSPSC 21.0	39121400
-------------	----------

# UK 6,3-HESILED 24 - Fuse modular terminal block



3004265

<https://www.phoenixcontact.com/us/products/3004265>

## Environmental product compliance

### EU RoHS

Fulfills EU RoHS substance requirements	Yes, No exemptions
---	--------------------

### China RoHS

Environment friendly use period (EFUP)	EFUP-E
	No hazardous substances above the limits

### EU REACH SVHC

REACH candidate substance (CAS No.)	No substance above 0.1 wt%
-------------------------------------	----------------------------

### EF3.1 Climate Change

CO2e kg	0.135 kg CO2e
---------	---------------

Phoenix Contact 2026 © - all rights reserved  
<https://www.phoenixcontact.com>

Phoenix Contact USA  
586 Fulling Mill Road  
Middletown, PA 17057, United States  
(+717) 944-1300  
[info@phoenixcon.com](mailto:info@phoenixcon.com)