


# USLKG 10 N - Protective conductor terminal block



3003923

<https://www.phoenixcontact.com/us/products/3003923>

Please be informed that the data shown in this PDF document is generated from our online catalog. Please find the complete data in the user documentation. Our general terms of use for downloads are valid.



Protective conductor terminal block, number of connections: 2, connection method: Screw connection, Rated cross section: 10 mm<sup>2</sup>, cross section: 0.5 mm<sup>2</sup> - 16 mm<sup>2</sup>, mounting method: PE foot with mounting screw, M4, mounting type: NS 35/7,5, NS 35/15, NS 32, color: green-yellow

## Commercial data

Item number	3003923
Packing unit	50 pc
Minimum order quantity	50 pc
Sales key	BE12
Product key	BE1221
GTIN	4017918107079
Weight per piece (including packing)	31.34 g
Weight per piece (excluding packing)	30.282 g
Customs tariff number	85369010
Country of origin	CN

# USLKG 10 N - Protective conductor terminal block



3003923

<https://www.phoenixcontact.com/us/products/3003923>

## Technical data

### Product properties

Product type	Ground terminal block
Product family	USLKG
Number of connections	2
Number of rows	1

### Insulation characteristics

Overvoltage category	III
Degree of pollution	3

### Electrical properties

Rated surge voltage	8 kV
Maximum power dissipation for nominal condition	1.82 W

### Connection data

Grounding foot	Yes
Number of connections per level	2
Nominal cross section	10 mm <sup>2</sup>
Connection method	Screw connection
Screw thread	M4
Note	Please observe the current carrying capacity of the DIN rails.
Tightening torque	1.5 ... 1.8 Nm
Stripping length	10 mm
Internal cylindrical gage	B6
Connection in acc. with standard	IEC 60947-7-2
Conductor cross-section rigid	0.5 mm <sup>2</sup> ... 16 mm <sup>2</sup>
Cross section AWG	20 ... 6 (converted acc. to IEC)
Conductor cross-section flexible	0.5 mm <sup>2</sup> ... 10 mm <sup>2</sup>
Conductor cross-section, flexible [AWG]	20 ... 8 (converted acc. to IEC)
Conductor cross-section flexible (ferrule without plastic sleeve)	0.5 mm <sup>2</sup> ... 10 mm <sup>2</sup>
Flexible conductor cross-section (ferrule with plastic sleeve)	0.5 mm <sup>2</sup> ... 6 mm <sup>2</sup>
Nominal cross section	10 mm <sup>2</sup>

### Dimensions

Width	10.2 mm
Height	42.5 mm
Depth	45.8 mm
Depth on NS 32	52 mm
Depth on NS 35/7,5	47 mm
Depth on NS 35/15	54.5 mm

### Material specifications

# USLKG 10 N - Protective conductor terminal block



3003923

<https://www.phoenixcontact.com/us/products/3003923>

Color	green-yellow
Flammability rating according to UL 94	V0
Insulating material group	I
Insulating material	PA
Static insulating material application in cold	-60 °C
Relative insulation material temperature index (Elec., UL 746 B)	130 °C
Fire protection for rail vehicles (DIN EN 45545-2) R22	HL 1 - HL 3
Fire protection for rail vehicles (DIN EN 45545-2) R23	HL 1 - HL 3
Fire protection for rail vehicles (DIN EN 45545-2) R24	HL 1 - HL 3
Fire protection for rail vehicles (DIN EN 45545-2) R26	HL 1 - HL 3
Surface flammability NFPA 130 (ASTM E 162)	passed
Specific optical density of smoke NFPA 130 (ASTM E 662)	passed
Smoke gas toxicity NFPA 130 (SMP 800C)	passed

## Mechanical properties

### General

Terminal block mounting	1.5 Nm ... 1.8 Nm (PE foot with mounting screw, M4)
-------------------------	-----------------------------------------------------

### Mechanical data

Open side panel	No
-----------------	----

## Environmental and real-life conditions

### Ambient conditions

Ambient temperature (operation)	-60 °C ... 110 °C (Operating temperature range incl. self-heating; for max. short-term operating temperature, see RTI Elec.)
Ambient temperature (storage/transport)	-25 °C ... 60 °C (for a short time, not exceeding 24 h, -60 °C to +70 °C)
Ambient temperature (assembly)	-5 °C ... 70 °C
Ambient temperature (actuation)	-5 °C ... 70 °C
Permissible humidity (operation)	20 % ... 90 %
Permissible humidity (storage/transport)	30 % ... 70 %

## Standards and regulations

Connection in acc. with standard	IEC 60947-7-2
----------------------------------	---------------

## Mounting

Mounting type	NS 35/7,5
	NS 35/15
	NS 32
Terminal block mounting	1.5 Nm ... 1.8 Nm (PE foot with mounting screw, M4)

# USLKG 10 N - Protective conductor terminal block

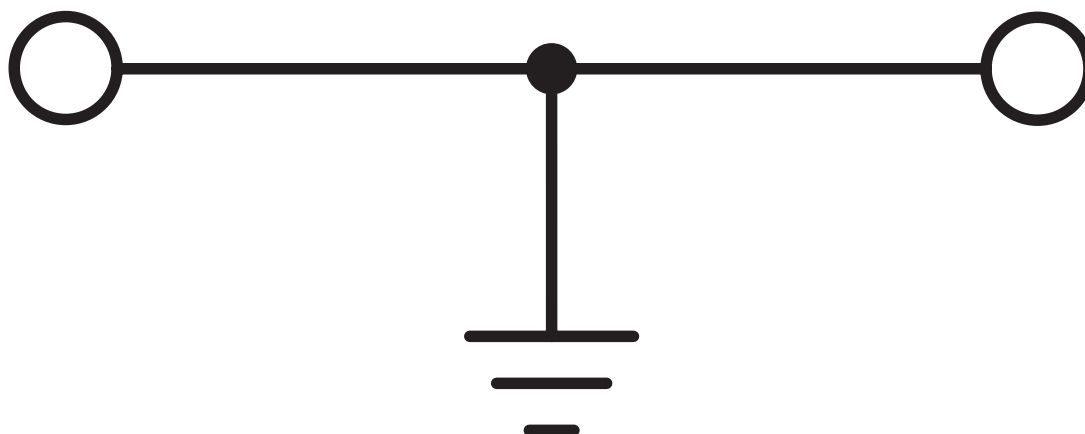


3003923

<https://www.phoenixcontact.com/us/products/3003923>

## Drawings

Circuit diagram



# USLKG 10 N - Protective conductor terminal block





3003923


<https://www.phoenixcontact.com/us/products/3003923>


## Approvals

To download certificates, visit the product detail page: <https://www.phoenixcontact.com/us/products/3003923>


 <b>CSA</b> Approval ID: 13631				
	Nominal voltage $U_N$	Nominal current $I_N$	Cross section AWG	Cross section $mm^2$
keine				
	-	-	24 - 6	-


 <b>IECEE CB Scheme</b> Approval ID: NL-39730				
	Nominal voltage $U_N$	Nominal current $I_N$	Cross section AWG	Cross section $mm^2$
keine				
	-	-	-	- 10

 <b>cULus Recognized</b> Approval ID: E60425				
	Nominal voltage $U_N$	Nominal current $I_N$	Cross section AWG	Cross section $mm^2$
B				
	-	-	20 - 6	-
C				
	-	-	20 - 6	-

 <b>BV</b> Approval ID: 07774/E0 BV				
---------------------------------------------------------------------------------------------------------------------------	--	--	--	--

<b>DNV</b> Approval ID: TAE00001CT				
---------------------------------------	--	--	--	--

 <b>cUL Recognized</b> Approval ID: E192998				
	Nominal voltage $U_N$	Nominal current $I_N$	Cross section AWG	Cross section $mm^2$
keine				
	-	-	24 - 6	-

 <b>UL Recognized</b> Approval ID: E192998				
	Nominal voltage $U_N$	Nominal current $I_N$	Cross section AWG	Cross section $mm^2$
keine				

# USLKG 10 N - Protective conductor terminal block



3003923

<https://www.phoenixcontact.com/us/products/3003923>

	-	-	24 - 6	-
--	---	---	--------	---



**EAC Ex**

Approval ID: KZ 7500525010101950

# USLKG 10 N - Protective conductor terminal block



3003923

<https://www.phoenixcontact.com/us/products/3003923>

## Classifications

### ECLASS

ECLASS-13.0	27250103
ECLASS-15.0	27250103

### ETIM

ETIM 10.0	EC000901
-----------	----------

### UNSPSC

UNSPSC 21.0	39121400
-------------	----------

# USLKG 10 N - Protective conductor terminal block



3003923

<https://www.phoenixcontact.com/us/products/3003923>

## Environmental product compliance

### EU RoHS

Fulfills EU RoHS substance requirements	Yes
Exemption	6(c)

### China RoHS

Environment friendly use period (EFUP)	EFUP-50
	An article-related China RoHS declaration table can be found in the download area for the respective article under "Manufacturer declaration". For all articles with EFUP-E, no China RoHS declaration table issued and required.

### EU REACH SVHC

REACH candidate substance (CAS No.)	Lead(CAS: 7439-92-1)
SCIP	7a914f0a-a745-4503-bfb7-acbb4f9b7a4c

### EF3.1 Climate Change

CO2e kg	0.344 kg CO2e
---------	---------------

Phoenix Contact 2026 © - all rights reserved  
<https://www.phoenixcontact.com>

Phoenix Contact USA  
586 Fulling Mill Road  
Middletown, PA 17057, United States  
(+717) 944-1300  
[info@phoenixcon.com](mailto:info@phoenixcon.com)