


# MT 1,5 BU - Micro terminal

3003363

<https://www.phoenixcontact.com/us/products/3003363>

Please be informed that the data shown in this PDF document is generated from our online catalog. Please find the complete data in the user documentation. Our general terms of use for downloads are valid.



Micro terminal, nom. voltage: 400 V, nominal current: 17.5 A, number of connections: 2, connection method: Screw connection, Rated cross section: 1.5 mm<sup>2</sup>, cross section: 0.14 mm<sup>2</sup> - 1.5 mm<sup>2</sup>, mounting type: NS 15, color: blue

## Your advantages

- Nominal cross section of 1.5 mm<sup>2</sup>
- Design width of just 4.2 mm
- Clear arrangement thanks to marking of all terminal points
- Space saving thanks to compact design and mounting option on a 15 mm DIN rail
- Easy potential distribution thanks to standardized screw bridges in the terminal center
- Snap-on foot for NS 15 DIN rails

## Commercial data

Item number	3003363
Packing unit	50 pc
Minimum order quantity	50 pc
Sales key	BE12
Product key	BE1261
GTIN	4017918107086
Weight per piece (including packing)	2.332 g
Weight per piece (excluding packing)	2.332 g
Customs tariff number	85369010
Country of origin	TR

# MT 1,5 BU - Micro terminal



3003363

<https://www.phoenixcontact.com/us/products/3003363>

## Technical data

### Product properties

Product type	Miniature terminal block
Number of connections	2
Number of rows	1
Potentials	1

### Insulation characteristics

Overvoltage category	III
Degree of pollution	3

### Electrical properties

Rated surge voltage	4 kV
Maximum power dissipation for nominal condition	0.56 W

### Connection data

Number of connections per level	2
Nominal cross section	1.5 mm <sup>2</sup>
Connection method	Screw connection
Screw thread	M2
Tightening torque	0.22 ... 0.25 Nm
Stripping length	6 mm
Internal cylindrical gage	A1
Connection in acc. with standard	IEC 60947-7-1
Conductor cross-section rigid	0.14 mm <sup>2</sup> ... 1.5 mm <sup>2</sup>
Cross section AWG	26 ... 16 (converted acc. to IEC)
Conductor cross-section flexible	0.14 mm <sup>2</sup> ... 1.5 mm <sup>2</sup>
Conductor cross-section, flexible [AWG]	26 ... 16 (converted acc. to IEC)
Conductor cross-section flexible (ferrule without plastic sleeve)	0.25 mm <sup>2</sup> ... 0.75 mm <sup>2</sup>
Flexible conductor cross-section (ferrule with plastic sleeve)	0.25 mm <sup>2</sup> ... 0.75 mm <sup>2</sup>
2 conductors with same cross section, rigid	0.14 mm <sup>2</sup> ... 0.5 mm <sup>2</sup>
2 conductors with same cross section, flexible	0.14 mm <sup>2</sup> ... 0.5 mm <sup>2</sup>
2 conductors with same cross section, flexible, with ferrule without plastic sleeve	0.25 mm <sup>2</sup> ... 0.34 mm <sup>2</sup>
Nominal cross section	1.5 mm <sup>2</sup>
Nominal current	17.5 A
Maximum load current	17.5 A (with 1.5 mm <sup>2</sup> conductor cross-section)
Nominal voltage	400 V

### Dimensions

Width	4.2 mm
End cover width	1 mm
Height	22 mm

# MT 1,5 BU - Micro terminal



3003363

<https://www.phoenixcontact.com/us/products/3003363>

Depth on NS 15	23.5 mm
----------------	---------

## Material specifications

Color	blue (RAL 5015)
Flammability rating according to UL 94	V0
Insulating material group	I
Insulating material	PA
Static insulating material application in cold	-60 °C
Relative insulation material temperature index (Elec., UL 746 B)	130 °C
Fire protection for rail vehicles (DIN EN 45545-2) R22	HL 1 - HL 3
Fire protection for rail vehicles (DIN EN 45545-2) R23	HL 1 - HL 3
Fire protection for rail vehicles (DIN EN 45545-2) R24	HL 1 - HL 3
Fire protection for rail vehicles (DIN EN 45545-2) R26	HL 1 - HL 3
Surface flammability NFPA 130 (ASTM E 162)	passed
Specific optical density of smoke NFPA 130 (ASTM E 662)	passed
Smoke gas toxicity NFPA 130 (SMP 800C)	passed

## Electrical tests

### Surge voltage test

Test voltage setpoint	4.8 kV
Result	Test passed

### Temperature-rise test

Requirement temperature-rise test	Increase in temperature $\leq 45$ K
Result	Test passed
Short-time withstand current 1.5 mm <sup>2</sup>	0.18 kA
Result	Test passed

### Power-frequency withstand voltage

Test voltage setpoint	1.89 kV
Result	Test passed

## Mechanical properties

### Mechanical data

Open side panel	Yes
-----------------	-----

## Mechanical tests

### Attachment on the carrier

DIN rail/fixing support	NS 15
Result	Test passed

## Environmental and real-life conditions

### Needle-flame test

Time of exposure	30 s
------------------	------

# MT 1,5 BU - Micro terminal



3003363

<https://www.phoenixcontact.com/us/products/3003363>

Result	Test passed
--------	-------------

## Oscillation/broadband noise

Specification	DIN EN 50155 (VDE 0115-200):2022-06
Spectrum	Long life test category 2, bogie-mounted
Frequency	$f_1 = 5 \text{ Hz}$ to $f_2 = 250 \text{ Hz}$
ASD level	6.12 (m/s <sup>2</sup> )/Hz
Acceleration	3.12g
Test duration per axis	5 h
Test directions	X-, Y- and Z-axis
Result	Test passed

## Shocks

Pulse shape	Half-sine
Acceleration	30g
Shock duration	18 ms
Number of shocks per direction	3
Test directions	X-, Y- and Z-axis (pos. and neg.)
Result	Test passed

## Ambient conditions

Ambient temperature (operation)	-60 °C ... 110 °C (Operating temperature range incl. self-heating; for max. short-term operating temperature, see RTI Elec.)
Ambient temperature (storage/transport)	-25 °C ... 60 °C (for a short time, not exceeding 24 h, -60 °C to +70 °C)
Ambient temperature (assembly)	-5 °C ... 70 °C
Ambient temperature (actuation)	-5 °C ... 70 °C
Permissible humidity (operation)	20 % ... 90 %
Permissible humidity (storage/transport)	30 % ... 70 %

## Standards and regulations

Connection in acc. with standard	IEC 60947-7-1
----------------------------------	---------------

## Mounting

Mounting type	NS 15
---------------	-------

# MT 1,5 BU - Micro terminal




3003363


<https://www.phoenixcontact.com/us/products/3003363>

## Approvals


To download certificates, visit the product detail page: <https://www.phoenixcontact.com/us/products/3003363>

 <b>CSA</b> Approval ID: 13631				
	Nominal voltage $U_N$	Nominal current $I_N$	Cross section AWG	Cross section $\text{mm}^2$
keine				
	300 V	15 A	28 - 14	-

 <b>EAC</b> Approval ID: KZ7500651131219505				
---	--	--	--	--

 <b>cULus Recognized</b> Approval ID: E60425				
	Nominal voltage $U_N$	Nominal current $I_N$	Cross section AWG	Cross section $\text{mm}^2$
B				
	300 V	15 A	30 - 14	-
F				
	400 V	15 A	30 - 14	-
D				
	300 V	10 A	30 - 14	-

<b>CCA</b> Approval ID: NTR-NL 4240				
	Nominal voltage $U_N$	Nominal current $I_N$	Cross section AWG	Cross section $\text{mm}^2$
keine				
	400 V	-	-	- 1.5

 <b>BV</b> Approval ID: 07774/E0 BV				
---	--	--	--	--

<b>DNV</b> Approval ID: TAE00001CT				
---------------------------------------	--	--	--	--

# MT 1,5 BU - Micro terminal



3003363

<https://www.phoenixcontact.com/us/products/3003363>

## Classifications

### ECLASS

ECLASS-13.0	27250101
ECLASS-15.0	27250101

### ETIM

ETIM 10.0	EC000897
-----------	----------

### UNSPSC

UNSPSC 21.0	39121400
-------------	----------

# MT 1,5 BU - Micro terminal



3003363

<https://www.phoenixcontact.com/us/products/3003363>

## Environmental product compliance

### EU RoHS

Fulfills EU RoHS substance requirements	Yes, No exemptions
---	--------------------

### China RoHS

Environment friendly use period (EFUP)	EFUP-E
	No hazardous substances above the limits

### EU REACH SVHC

REACH candidate substance (CAS No.)	No substance above 0.1 wt%
-------------------------------------	----------------------------

### EF3.1 Climate Change

CO2e kg	0.01 kg CO2e
---------	--------------

Phoenix Contact 2026 © - all rights reserved  
<https://www.phoenixcontact.com>

Phoenix Contact USA  
586 Fulling Mill Road  
Middletown, PA 17057, United States  
(+717) 944-1300  
[info@phoenixcon.com](mailto:info@phoenixcon.com)