

# PT 4-L/HESILED 250 (5X20) - Fuse modular terminal block



3002612

<https://www.phoenixcontact.com/us/products/3002612>

Please be informed that the data shown in this PDF document is generated from our online catalog. Please find the complete data in the user documentation. Our general terms of use for downloads are valid.



Fuse modular terminal block, fuse type: Glass / ceramics / ..., fuse type: G / 5 x 20, nom. voltage: 500 V, nominal current: 28 A, connection method: Push-in connection, Rated cross section: 4 mm<sup>2</sup>, cross section: 0.2 mm<sup>2</sup>- 6 mm<sup>2</sup>, connection method: Push-in connection, Rated cross section: 4 mm<sup>2</sup>, cross section: 0.2 mm<sup>2</sup>- 6 mm<sup>2</sup>, mounting type: NS 35/7,5, NS 35/15, color: black

## Your advantages

- Time-saving conductor connection thanks to tool-free direct-connection technology
- Convenient plugging with lower insertion force
- Easy integration and replacement of fuses with the lever element
- High conductor pull-out forces due to the spring design
- Full flexibility thanks to the standardized CLIPLINE complete bridging, marking, and testing accessories
- Easy checking of the fuses with optical signal unit

## Commercial data

Item number	3002612
Packing unit	50 pc
Minimum order quantity	50 pc
Sales key	BE22
Product key	BE2236
GTIN	4055626370255
Weight per piece (including packing)	27.48 g
Weight per piece (excluding packing)	27.48 g
Customs tariff number	85369095
Country of origin	IN

# PT 4-L/HESILED 250 (5X20) - Fuse modular terminal block



3002612

<https://www.phoenixcontact.com/us/products/3002612>

## Technical data

### Notes

Order information:	Fuse-link not supplied as standard
General	The current is determined by the fuse used, the voltage by the selected LED. If the fuse is faulty, the downstream circuit will not be disconnected.

### Product properties

Product type	Fuse terminal block
Number of connections	4
Number of rows	3
Potentials	2

### Insulation characteristics

Overvoltage category	III
Degree of pollution	3

### Electrical properties

Fuse type	Glass / ceramics / ...
Rated surge voltage	6 kV
Maximum power dissipation for nominal condition	1.02 W
Fuse	G / 5 x 20
LED voltage range	110 V AC/DC ... 250 V AC/DC
LED current range	0.41 mA ... 0.96 mA
Maximum power dissipation	max. 1.6 W (with single arrangement of the fuse terminal block in the event of overload) max. 1.6 W (With interconnected arrangement of several fuse terminal blocks in the event of overload) max. 4 W (with single arrangement of the fuse terminal block in the event of a short-circuit) max. 2.5 W (With interconnected arrangement of several fuse terminal blocks in the event of a short-circuit)

### Input data

LED voltage range	110 V AC/DC ... 250 V AC/DC
-------------------	-----------------------------

### Connection data

Number of connections per level	2
Nominal cross section	4 mm <sup>2</sup>

### Level 1

Connection method	Push-in connection
Stripping length	10 mm ... 12 mm
Internal cylindrical gage	A4
Connection in acc. with standard	IEC 60947-7-3

# PT 4-L/HESILED 250 (5X20) - Fuse modular terminal block



3002612

<https://www.phoenixcontact.com/us/products/3002612>

Conductor cross-section rigid	0.2 mm <sup>2</sup> ... 6 mm <sup>2</sup>
Cross section AWG	24 ... 10 (converted acc. to IEC)
Conductor cross-section flexible	0.2 mm <sup>2</sup> ... 6 mm <sup>2</sup>
Conductor cross-section, flexible [AWG]	24 ... 10 (converted acc. to IEC)
Conductor cross-section flexible ultrasound-compressed	0.34 mm <sup>2</sup> ... 6 mm <sup>2</sup>
Conductor cross-section, flexible [AWG] ultrasound-compressed	22 ... 10 (converted acc. to IEC)
Conductor cross-section flexible (ferrule without plastic sleeve)	0.25 mm <sup>2</sup> ... 4 mm <sup>2</sup>
Flexible conductor cross-section (ferrule with plastic sleeve)	0.25 mm <sup>2</sup> ... 4 mm <sup>2</sup>
2 conductors with the same cross section, flexible, with TWIN ferrule with plastic sleeve	0.5 mm <sup>2</sup> ... 1 mm <sup>2</sup>
Nominal cross section	4 mm <sup>2</sup>
Nominal current	28 A
Maximum load current	32 A (with 6 mm <sup>2</sup> conductor cross-section, rigid)
Nominal voltage	500 V

## Level 2

Connection method	Push-in connection
Stripping length	10 mm ... 12 mm
Connection in acc. with standard	IEC 60947-7-3
Conductor cross-section rigid	0.2 mm <sup>2</sup> ... 6 mm <sup>2</sup>
Cross section AWG	24 ... 10 (converted acc. to IEC)
Conductor cross-section flexible	0.2 mm <sup>2</sup> ... 6 mm <sup>2</sup>
Conductor cross-section, flexible [AWG]	24 ... 10 (converted acc. to IEC)
Conductor cross-section flexible (ferrule without plastic sleeve)	0.25 mm <sup>2</sup> ... 4 mm <sup>2</sup>
Flexible conductor cross-section (ferrule with plastic sleeve)	0.25 mm <sup>2</sup> ... 4 mm <sup>2</sup>
Conductor cross-section flexible (2 conductors with the same cross-section, with TWIN ferrule and plastic sleeve)	0.5 mm <sup>2</sup> ... 1 mm <sup>2</sup>
Nominal cross section	4 mm <sup>2</sup>
Nominal current	6.3 A
Maximum load current	6.3 A (the current is determined by the fuse used)
Nominal voltage	250 V (the voltage is determined by the light indicator.)

## Level 1 Connection cross sections directly pluggable

Conductor cross-section rigid	0.5 mm <sup>2</sup> ... 6 mm <sup>2</sup>
Conductor cross-section, rigid [AWG]	20 ... 10 (converted acc. to IEC)
Conductor cross-section flexible (ferrule without plastic sleeve)	0.5 mm <sup>2</sup> ... 4 mm <sup>2</sup>
Flexible conductor cross-section (ferrule with plastic sleeve)	0.5 mm <sup>2</sup> ... 4 mm <sup>2</sup>

## Level 2 Connection cross sections directly pluggable

Conductor cross-section rigid	0.5 mm <sup>2</sup> ... 6 mm <sup>2</sup>
Conductor cross-section, rigid [AWG]	20 ... 10 (converted acc. to IEC)
Conductor cross-section flexible (ferrule without plastic sleeve)	0.5 mm <sup>2</sup> ... 4 mm <sup>2</sup>
Flexible conductor cross-section (ferrule with plastic sleeve)	0.5 mm <sup>2</sup> ... 4 mm <sup>2</sup>

Ex data

# PT 4-L/HESILED 250 (5X20) - Fuse modular terminal block



3002612

<https://www.phoenixcontact.com/us/products/3002612>

## Rated data (ATEX/IECEX)

Identification	⊕ II 3 G Ex ec IIC Gc
Operating temperature range	-60 °C ... 130 °C
Ex-certified accessories	3002619 D-PT 4-PE/L/HESI
	1205066 SZS 1,0X4,0 VDE
	3022276 CLIPFIX 35-5
	3022218 CLIPFIX 35
List of bridges	Plug-in bridge / FBS 2-6 / 3030336
	Plug-in bridge / FBS 3-6 / 3030242
	Plug-in bridge / FBS 4-6 / 3030255
	Plug-in bridge / FBS 5-6 / 3030349
	Plug-in bridge / FBS 10-6 / 3030271
	Plug-in bridge / FBS 20-6 / 3030365
Bridge data	19 A / 4 mm <sup>2</sup>
for bridging with bridge	275 V
- At bridging between non-adjacent terminal blocks	275 V
- At cut-to-length bridging with cover	275 V
Rated insulation voltage	250 V
output	(Permanent)

## Ex level General

Rated voltage	275 V
---------------	-------

## Ex connection data General

Nominal cross section	4 mm <sup>2</sup>
Rated cross section AWG	12
Connection capacity rigid	0.2 mm <sup>2</sup> ... 6 mm <sup>2</sup>
Connection capacity AWG	24 ... 10
Connection capacity flexible	0.2 mm <sup>2</sup> ... 4 mm <sup>2</sup>
Connection capacity AWG	24 ... 12
output	(Permanent)

## Ex level Level 2

Rated current	29 A (4 mm <sup>2</sup> )
Maximum load current	32 A (6 mm <sup>2</sup> )
Contact resistance	0.9 mΩ
Temperature increase	40 K (29 A/4 mm <sup>2</sup> )
output	(Permanent)

## Ex level Level 3

Rated current	6.3 A (4 mm <sup>2</sup> )
Maximum load current	6.3 A (6 mm <sup>2</sup> )
Contact resistance	5 mΩ

## Dimensions

# PT 4-L/HESILED 250 (5X20) - Fuse modular terminal block



3002612

<https://www.phoenixcontact.com/us/products/3002612>

Width	6.2 mm
Height	118.5 mm
Depth	82.6 mm
Depth on NS 35/7,5	83.9 mm
Depth on NS 35/15	91.4 mm

## Material specifications

Color	black (RAL 9005)
Flammability rating according to UL 94	V0
Insulating material group	I
Insulating material	PA
Static insulating material application in cold	-60 °C
Temperature index of insulation material (DIN EN 60216-1 (VDE 0304-21))	130 °C
Relative insulation material temperature index (Elec., UL 746 B)	130 °C
Fire protection for rail vehicles (DIN EN 45545-2) R22	HL 1 - HL 3
Fire protection for rail vehicles (DIN EN 45545-2) R23	HL 1 - HL 3
Fire protection for rail vehicles (DIN EN 45545-2) R24	HL 1 - HL 3
Fire protection for rail vehicles (DIN EN 45545-2) R26	HL 1 - HL 3
Calorimetric heat release NFPA 130 (ASTM E 1354)	28 MJ/kg
Surface flammability NFPA 130 (ASTM E 162)	passed
Specific optical density of smoke NFPA 130 (ASTM E 662)	passed
Smoke gas toxicity NFPA 130 (SMP 800C)	passed

## Mechanical properties

### Mechanical data

Open side panel	Yes
-----------------	-----

## Environmental and real-life conditions

### Oscillation/broadband noise

Specification	DIN EN 50155 (VDE 0115-200):2008-03
Spectrum	Long life test category 1, class B, body mounted
Frequency	$f_1 = 5 \text{ Hz}$ to $f_2 = 150 \text{ Hz}$
ASD level	0.964 (m/s <sup>2</sup> )/Hz
Acceleration	0.58g
Test duration per axis	5 h
Test directions	X-, Y- and Z-axis
Result	Test passed

### Shocks

Specification	DIN EN 50155 (VDE 0115-200):2008-03
Pulse shape	Half-sine
Acceleration	5g
Shock duration	30 ms

# PT 4-L/HESILED 250 (5X20) - Fuse modular terminal block



3002612

<https://www.phoenixcontact.com/us/products/3002612>

Number of shocks per direction	3
Test directions	X-, Y- and Z-axis (pos. and neg.)
Result	Test passed

## Ambient conditions

Ambient temperature (operation)	-60 °C ... 110 °C (Operating temperature range incl. self-heating; for max. short-term operating temperature, see RTI Elec.)
Ambient temperature (storage/transport)	-25 °C ... 60 °C (for a short time, not exceeding 24 h, -60 °C to +70 °C)
Ambient temperature (assembly)	-5 °C ... 70 °C
Ambient temperature (actuation)	-5 °C ... 70 °C
Permissible humidity (operation)	20 % ... 90 %
Permissible humidity (storage/transport)	30 % ... 70 %

## Standards and regulations

Connection in acc. with standard	IEC 60947-7-3
	IEC 60947-7-3

## Mounting

Mounting type	NS 35/7,5
	NS 35/15

# PT 4-L/HESILED 250 (5X20) - Fuse modular terminal block

3002612

<https://www.phoenixcontact.com/us/products/3002612>

## Drawings

### Application drawing



Fuse terminal blocks in interconnected arrangement,  
block consisting of 5 fuse terminal blocks

# PT 4-L/HESILED 250 (5X20) - Fuse modular terminal block

3002612

<https://www.phoenixcontact.com/us/products/3002612>

Application drawing



Fuse terminal block in single arrangement,  
block consisting of one fuse terminal block and 4 feed-through terminal blocks

# PT 4-L/HESILED 250 (5X20) - Fuse modular terminal block

3002612

<https://www.phoenixcontact.com/us/products/3002612>

Circuit diagram



# PT 4-L/HESILED 250 (5X20) - Fuse modular terminal block





3002612


<https://www.phoenixcontact.com/us/products/3002612>

## Approvals


To download certificates, visit the product detail page: <https://www.phoenixcontact.com/us/products/3002612>


 **CSA**  
Approval ID: 158887

 **EAC**  
Approval ID: RU C-DE.BL08.B.00644

 **cULus Recognized**  
Approval ID: E60425


	Nominal voltage $U_N$	Nominal current $I_N$	Cross section AWG	Cross section $\text{mm}^2$
<b>B</b>				
upper level	300 V	6.3 A	24 - 10	-
lower level	300 V	20 A	24 - 10	-
<b>C</b>				
upper level	300 V	6.3 A	24 - 10	-
lower level	300 V	20 A	24 - 10	-
<b>D</b>				
	600 V	5 A	24 - 10	-

 **CSA**  
Approval ID: 13631

 **cUL Recognized**  
Approval ID: E192998

	Nominal voltage $U_N$	Nominal current $I_N$	Cross section AWG	Cross section $\text{mm}^2$
<b>keine</b>				
Feed-through	275 V	20 A	24 - 10	-
depending on the LED display	275 V	6.3 A	24 - 10	-

 **IECEx**  
Approval ID: IECExKIWA17.0025U

 **UL Recognized**  
Approval ID: E192998

	Nominal voltage $U_N$	Nominal current $I_N$	Cross section AWG	Cross section $\text{mm}^2$
<b>keine</b>				
Feed-through	275 V	20 A	24 - 10	-

# PT 4-L/HESILED 250 (5X20) - Fuse modular terminal block



3002612

<https://www.phoenixcontact.com/us/products/3002612>

depending on the LED display	275 V	6.3 A	24 - 10	-
------------------------------	-------	-------	---------	---



**CCC**

Approval ID: 2020322313000626



**ATEX**

Approval ID: KIWA17ATEX0045U



**UKCA-EX**

Approval ID: CSAE 21UKEX3605U



**EAC Ex**

Approval ID: KZ 7500525010101950

# PT 4-L/HESILED 250 (5X20) - Fuse modular terminal block



3002612

<https://www.phoenixcontact.com/us/products/3002612>

## Classifications

### ECLASS

ECLASS-13.0	27250113
ECLASS-15.0	27250113

### ETIM

ETIM 10.0	EC000899
-----------	----------

### UNSPSC

UNSPSC 21.0	39121400
-------------	----------

# PT 4-L/HESILED 250 (5X20) - Fuse modular terminal block



3002612

<https://www.phoenixcontact.com/us/products/3002612>

## Environmental product compliance

### EU RoHS

Fulfills EU RoHS substance requirements	Yes, No exemptions
---	--------------------

### China RoHS

Environment friendly use period (EFUP)	EFUP-E
	No hazardous substances above the limits

### EU REACH SVHC

REACH candidate substance (CAS No.)	No substance above 0.1 wt%
-------------------------------------	----------------------------

Phoenix Contact 2026 © - all rights reserved  
<https://www.phoenixcontact.com>

Phoenix Contact USA  
586 Fulling Mill Road  
Middletown, PA 17057, United States  
(+717) 944-1300  
[info@phoenixcon.com](mailto:info@phoenixcon.com)