PT 4-PE/L/HESILED 60 (5X20) - Fuse modular terminal block

3002604

https://www.phoenixcontact.com/us/products/3002604

Please be informed that the data shown in this PDF document is generated from our online catalog. Please find the complete data in the user documentation. Our general terms of use for downloads are valid.



Fuse modular terminal block, fuse type: Glass / ceramics / ..., fuse type: G / 5 x 20, nom. voltage: 60 V, nominal current: 6.3 A, connection method: Push-in connection, Rated cross section: 4 mm^2, cross section: 0.2 mm^2 - 6 mm^2, connection method: Push-in connection, cross section: 0.2 mm^2 - 6 mm^2, mounting type: NS 35/7,5, NS 35/15, color: black

Your advantages

- Easy and tool-free direct plug-in thanks to push-in multi-conductor connection

Commercial data

Item number	3002604
Packing unit	50 pc
Minimum order quantity	50 pc
Sales key	BE22
Product key	BE2236
GTIN	4055626369693
Weight per piece (including packing)	34.09 g
Weight per piece (excluding packing)	31.8 g
Customs tariff number	85369095
Country of origin	IN

Technical data

Notes

Order information:	Fuse-link not supplied as standard
General	The current is determined by the fuse used, the voltage by the selected LED. If the fuse is faulty, the downstream circuit will not be disconnected.

General

Note	The current is determined by the fuse used, the voltage by the fuse or selected light indicator.

Product properties

Product type	Fuse terminal block
Number of connections	5
Number of rows	3
Potentials	3

Insulation characteristics

Overvoltage category	III
Degree of pollution	3

Electrical properties

Fuse type	Glass / ceramics / ...
Rated surge voltage	6 kV
Maximum power dissipation for nominal condition	1.02 W
Fuse	G / 5 x 20
LED voltage range	30 V AC/DC ... 60 V AC/DC
LED current range	0.4 mA ... 0.86 mA
Maximum power dissipation	max. 1.6 W (with single arrangement of the fuse terminal block in the event of overload)
	max. 1.6 W (With interconnected arrangement of several fuse terminal blocks in the event of overload)
	max. 4 W (with single arrangement of the fuse terminal block in the event of a short-circuit)
	max. 2.5 W (With interconnected arrangement of several fuse terminal blocks in the event of a short-circuit)

Input data

LED voltage range	30 V AC/DC ... 60 V AC/DC

Connection data

Grounding foot	Yes
Number of connections per level	2
Nominal cross section	4 mm²

Level 1+2

Connection method	Push-in connection
Stripping length	10 mm ... 12 mm
Internal cylindrical gage	A4
Connection in acc. with standard	IEC 60947-7-1/IEC 60947-7-2
Conductor cross-section rigid	0.2 mm² ... 6 mm²
Cross section AWG	24 ... 10 (converted acc. to IEC)
Conductor cross-section flexible	0.2 mm² ... 6 mm²
Conductor cross-section, flexible [AWG]	24 ... 10 (converted acc. to IEC)
Conductor cross-section flexible ultrasound-compressed	0.34 mm² ... 6 mm²
Conductor cross-section, flexible [AWG] ultrasound-compressed	22 ... 10 (converted acc. to IEC)
Conductor cross-section flexible (ferrule without plastic sleeve)	0.25 mm² ... 4 mm²
Flexible conductor cross-section (ferrule with plastic sleeve)	0.25 mm² ... 4 mm²
Nominal cross section	4 mm²
Nominal current	6.3 A
Maximum load current	6.3 A (with 6 mm² conductor cross-section, rigid)
Nominal voltage	60 V

Level 3

Connection method	Push-in connection
Stripping length	10 mm ... 12 mm
Connection in acc. with standard	IEC 60947-7-3
Conductor cross-section rigid	0.2 mm² ... 6 mm²
Cross section AWG	24 ... 10 (converted acc. to IEC)
Conductor cross-section flexible	0.2 mm² ... 4 mm²
Conductor cross-section, flexible [AWG]	24 ... 10 (converted acc. to IEC)
Conductor cross-section flexible (ferrule without plastic sleeve)	0.25 mm² ... 4 mm²
Flexible conductor cross-section (ferrule with plastic sleeve)	0.25 mm² ... 4 mm²

Level 1+2 Connection cross sections directly pluggable

Conductor cross-section rigid	0.5 mm² ... 6 mm²
Conductor cross-section, rigid [AWG]	20 ... 10 (converted acc. to IEC)
Conductor cross-section flexible (ferrule without plastic sleeve)	0.5 mm² ... 4 mm²
Flexible conductor cross-section (ferrule with plastic sleeve)	0.5 mm² ... 4 mm²

Level 3 Connection cross sections directly pluggable

Conductor cross-section rigid	0.5 mm² ... 6 mm²
Conductor cross-section, rigid [AWG]	20 ... 10 (converted acc. to IEC)
Conductor cross-section flexible (ferrule without plastic sleeve)	0.5 mm² ... 4 mm²
Flexible conductor cross-section (ferrule with plastic sleeve)	0.5 mm² ... 4 mm²

Ex data

Rated data (ATEX/IECEx)

Identification	Ⓔx II 3 G Ex ec IIC Gc

Operating temperature range	-60 °C ... 130 °C
Ex-certified accessories	3002619 D-PT 4-PE/L/HESI
	1205066 SZS 1,0X4,0 VDE
	3022276 CLIPFIX 35-5
	3022218 CLIPFIX 35
List of bridges	Plug-in bridge / FBS 2-6 / 3030336
	Plug-in bridge / FBS 3-6 / 3030242
	Plug-in bridge / FBS 4-6 / 3030255
	Plug-in bridge / FBS 5-6 / 3030349
	Plug-in bridge / FBS 10-6 / 3030271
	Plug-in bridge / FBS 20-6 / 3030365
Bridge data	19 A / 4 mm²
for bridging with bridge	275 V
- At bridging between non-adjacent terminal blocks	275 V
- At cut-to-length bridging with cover	275 V
Rated insulation voltage	250 V
output	(Permanent)

Ex level General

Rated voltage	275 V

Ex connection data General

Nominal cross section	4 mm²
Rated cross section AWG	12
Connection capacity rigid	0.2 mm² ... 6 mm²
Connection capacity AWG	24 ... 10
Connection capacity flexible	0.2 mm² ... 4 mm²
Connection capacity AWG	24 ... 12
output	(Permanent)

Ex level Level 2

Rated current	29 A (4 mm²)
Maximum load current	32 A (6 mm²)
Contact resistance	0.9 mΩ
Temperature increase	40 K (29 A/4 mm²)
output	(Permanent)

Ex level Level 3

Rated current	6.3 A (4 mm²)
Maximum load current	6.3 A (6 mm²)
Contact resistance	5 mΩ

Dimensions

Width	6.2 mm
Height	118.5 mm
Depth	82.6 mm

Depth on NS 35/7,5	83.9 mm
Depth on NS 35/15	91.4 mm

Material specifications

Color	black (RAL 9005)
Flammability rating according to UL 94	V0
Insulating material group	I
Insulating material	PA
Static insulating material application in cold	-60 °C
Relative insulation material temperature index (Elec., UL 746 B)	130 °C
Fire protection for rail vehicles (DIN EN 45545-2) R22	HL 1 - HL 3
Fire protection for rail vehicles (DIN EN 45545-2) R23	HL 1 - HL 3
Fire protection for rail vehicles (DIN EN 45545-2) R24	HL 1 - HL 3
Fire protection for rail vehicles (DIN EN 45545-2) R26	HL 1 - HL 3
Surface flammability NFPA 130 (ASTM E 162)	passed
Specific optical density of smoke NFPA 130 (ASTM E 662)	passed
Smoke gas toxicity NFPA 130 (SMP 800C)	passed

Mechanical properties

Mechanical data

Open side panel	Yes

Environmental and real-life conditions

Oscillation/broadband noise

Specification	DIN EN 50155 (VDE 0115-200):2008-03
Spectrum	Long life test category 1, class B, body mounted
Frequency	f_1 = 5 Hz to f_2 = 150 Hz
ASD level	0.964 $(m/s^2)^2/Hz$
Acceleration	0.58g
Test duration per axis	5 h
Test directions	X-, Y- and Z-axis
Result	Test passed

Shocks

Specification	DIN EN 50155 (VDE 0115-200):2008-03
Pulse shape	Half-sine
Acceleration	5g
Shock duration	30 ms
Number of shocks per direction	3
Test directions	X-, Y- and Z-axis (pos. and neg.)
Result	Test passed

Ambient conditions

Ambient temperature (operation)	-60 °C ... 110 °C (Operating temperature range incl. self-heating;

	for max. short-term operating temperature, see RTI Elec.)
Ambient temperature (storage/transport)	-25 °C ... 60 °C (for a short time, not exceeding 24 h, -60 °C to +70 °C)
Ambient temperature (assembly)	-5 °C ... 70 °C
Ambient temperature (actuation)	-5 °C ... 70 °C
Permissible humidity (operation)	20 % ... 90 %
Permissible humidity (storage/transport)	30 % ... 70 %

Standards and regulations

Connection in acc. with standard	IEC 60947-7-1/IEC 60947-7-2
	IEC 60947-7-3

Mounting

Mounting type	NS 35/7,5
	NS 35/15

Drawings

Application drawing

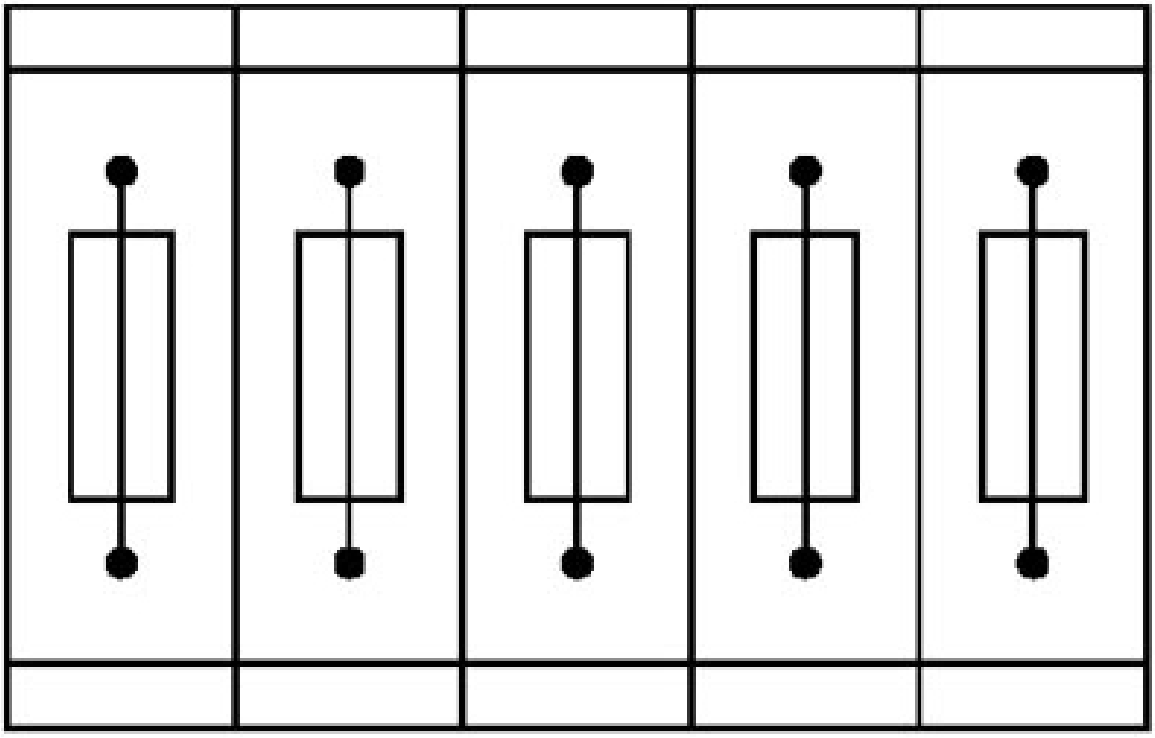

Fuse terminal blocks in interconnected arrangement,
block consisting of 5 fuse terminal blocks

Application drawing

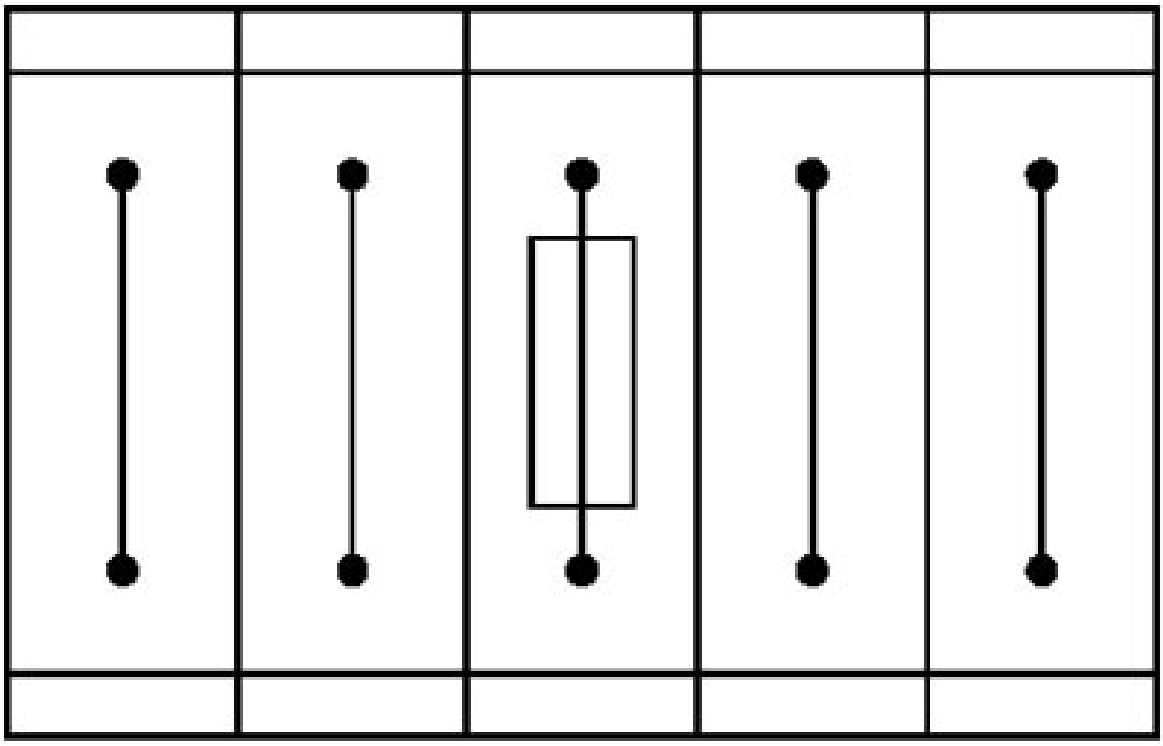

Fuse terminal block in single arrangement,
block consisting of one fuse terminal block and 4 feed-through terminal blocks

Circuit diagram

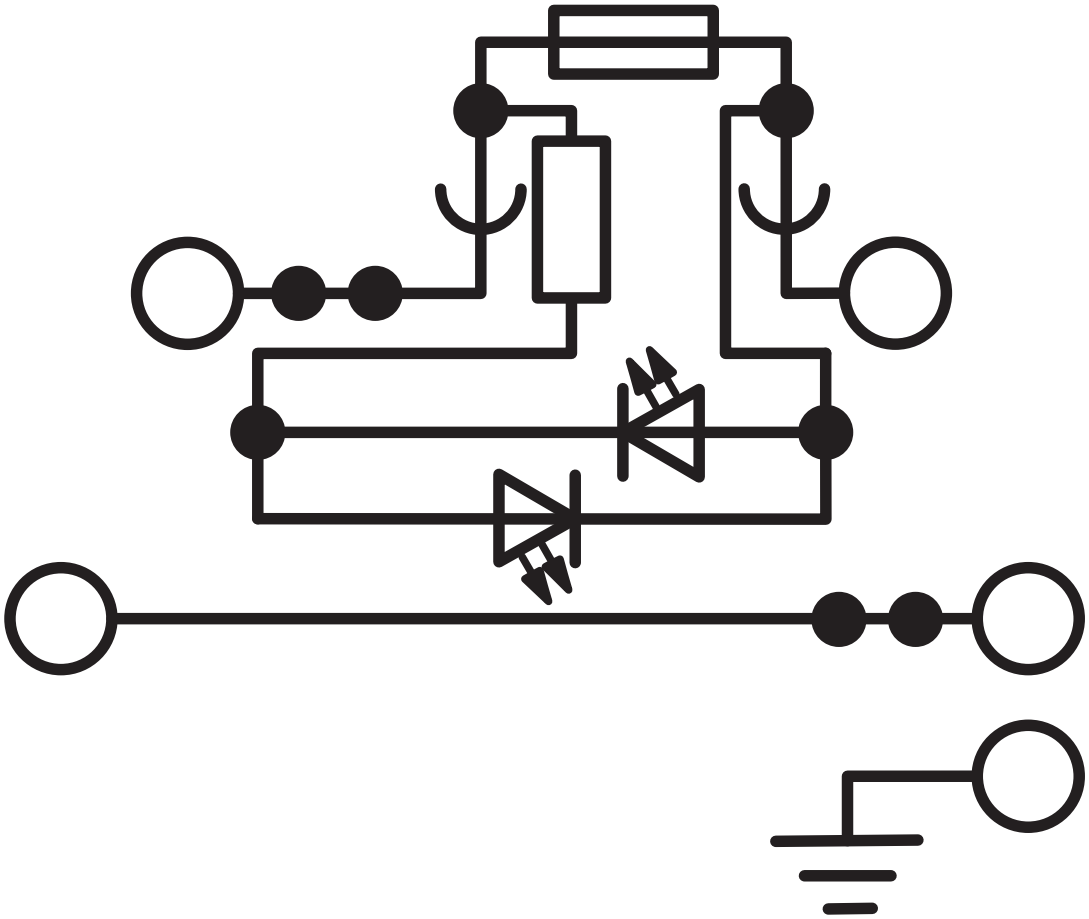

Approvals

To download certificates, visit the product detail page: https://www.phoenixcontact.com/us/products/3002604

CSA
Approval ID: 158887

	Nominal voltage U_N	Nominal current I_N	Cross section AWG	Cross section mm^2
B				
upper level	300 V	6.3 A	24 - 10	-
lower level	300 V	20 A	24 - 10	-
C				
upper level	300 V	6.3 A	24 - 10	-
lower level	300 V	20 A	24 - 10	-
D				
	600 V	5 A	24 - 10	-

EAC
Approval ID: RU C-DE.BL08.B.00644

cULus Recognized
Approval ID: E60425

	Nominal voltage U_N	Nominal current I_N	Cross section AWG	Cross section mm^2
B				
upper level	300 V	6.3 A	24 - 10	-
lower level	300 V	20 A	24 - 10	-
PE connection	300 V	-	24 - 10	-
C				
upper level	300 V	6.3 A	24 - 10	-
lower level	300 V	20 A	24 - 10	-
PE connection	300 V	-	24 - 10	-
D				
	600 V	5 A	24 - 10	-

cUL Recognized
Approval ID: E192998

	Nominal voltage U_N	Nominal current I_N	Cross section AWG	Cross section mm^2
keine				
Feed-through	275 V	20 A	24 - 10	24 - 10
depending on the LED display	275 V	6.3 A	24 - 10	24 - 10

IECEx
Approval ID: IECExKIWA17.0025U

UL Recognized
Approval ID: E192998

	Nominal voltage U_N	Nominal current I_N	Cross section AWG	Cross section mm^2
keine				
Feed-through	275 V	20 A	24 - 10	-
depending on the LED display	275 V	6.3 A	24 - 10	-

CCC
Approval ID: 2020322313000626

ATEX
Approval ID: KIWA17ATEX0045U

UKCA-EX
Approval ID: CSAE 21UKEX3605U

EAC Ex
Approval ID: KZ 7500525010101950

Classifications

ECLASS

ECLASS-13.0	27250113
ECLASS-15.0	27250113

ETIM

ETIM 10.0	EC000899

UNSPSC

UNSPSC 21.0	39121400

Environmental product compliance

EU RoHS

Fulfills EU RoHS substance requirements	Yes, No exemptions

China RoHS

Environment friendly use period (EFUP)	EFUP-E
	No hazardous substances above the limits

EU REACH SVHC

REACH candidate substance (CAS No.)	No substance above 0.1 wt%

Phoenix Contact 2026 © - all rights reserved
https://www.phoenixcontact.com

Phoenix Contact USA
586 Fulling Mill Road
Middletown, PA 17057, United States
(+717) 944-1300
info@phoenixcon.com