


UK 3-TWIN BU - Feed-through terminal block



3002416

<https://www.phoenixcontact.com/us/products/3002416>

Please be informed that the data shown in this PDF document is generated from our online catalog. Please find the complete data in the user documentation. Our general terms of use for downloads are valid.



Feed-through terminal block, nom. voltage: 400 V, nominal current: 24 A, connection method: Screw connection, 1 level, Rated cross section: 2.5 mm², cross section: 0.2 mm² - 2.5 mm², mounting type: NS 35/7,5, NS 35/15, NS 32, color: blue

Your advantages

- These twin modular terminal blocks are designed for the basic task of potential branching
- Universal foot for mounting on NS 35.. or NS 32... DIN rails
- Two independent conductor connections can be used on the control cabinet side
- Easy connection of different types of conductors with different cross sections
- Can be bridged in the terminal center, even with neighboring feed-through terminal blocks aligned

Commercial data

Item number	3002416
Packing unit	50 pc
Minimum order quantity	50 pc
Sales key	BE12
Product key	BE1212
GTIN	4017918090258
Weight per piece (including packing)	10.56 g
Weight per piece (excluding packing)	10.56 g
Customs tariff number	85369010
Country of origin	TR

3002416

<https://www.phoenixcontact.com/us/products/3002416>

Technical data

Product properties

Product type	Multi-conductor terminal block
Product family	UK
Number of connections	3
Number of rows	2
Potentials	1

Insulation characteristics

Overvoltage category	III
Degree of pollution	3

Electrical properties

Rated surge voltage	6 kV
Maximum power dissipation for nominal condition	0.77 W

Connection data

Number of connections per level	3
Nominal cross section	2.5 mm ²

1 level

Connection method	Screw connection
Screw thread	M3
Tightening torque	0.5 ... 0.6 Nm
Stripping length	8 mm
Connection in acc. with standard	IEC 60947-7-1
Conductor cross-section rigid	0.2 mm ² ... 2.5 mm ²
Cross section AWG	24 ... 14 (converted acc. to IEC)
Conductor cross-section flexible	0.2 mm ² ... 2.5 mm ²
Conductor cross-section, flexible [AWG]	24 ... 14 (converted acc. to IEC)
Conductor cross-section flexible (ferrule without plastic sleeve)	0.25 mm ² ... 1.5 mm ²
Flexible conductor cross-section (ferrule with plastic sleeve)	0.25 mm ² ... 1 mm ²
Cross-section with insertion bridge, rigid	2.5 mm ²
Cross-section with insertion bridge, flexible	2.5 mm ²
2 conductors with same cross section, rigid	0.2 mm ² ... 0.5 mm ²
2 conductors with same cross section, flexible	0.2 mm ² ... 0.5 mm ²
2 conductors with same cross section, flexible, with ferrule without plastic sleeve	0.25 mm ² ... 0.5 mm ²
2 conductors with the same cross section, flexible, with TWIN ferrule with plastic sleeve	0.5 mm ² ... 0.75 mm ²
Nominal cross section	2.5 mm ²
Nominal current	24 A (with a 2.5 mm ² conductor cross-section)
Maximum load current	24 A (at a conductor cross-section of 2.5 mm ² ; it must not be exceeded by the total current.)

UK 3-TWIN BU - Feed-through terminal block



3002416

<https://www.phoenixcontact.com/us/products/3002416>

Nominal voltage	400 V
-----------------	-------

Dimensions

Width	5.2 mm
End cover width	2 mm
Height	50.5 mm
Depth on NS 32	52 mm
Depth on NS 35/7,5	47 mm
Depth on NS 35/15	54.5 mm

Material specifications

Color	blue (RAL 5015)
Flammability rating according to UL 94	V2
Insulating material group	I
Insulating material	PA
Temperature index of insulation material (DIN EN 60216-1 (VDE 0304-21))	125 °C
Relative insulation material temperature index (Elec., UL 746 B)	125 °C

Electrical tests

Surge voltage test

Test voltage setpoint	7.3 kV
Result	Test passed

Temperature-rise test

Requirement temperature-rise test	Increase in temperature ≤ 45 K
Result	Test passed
Short-time withstand current 2.5 mm ²	0.3 kA
Result	Test passed

Power-frequency withstand voltage

Test voltage setpoint	1.89 kV
Result	Test passed

Mechanical properties

Mechanical data

Open side panel	Yes
-----------------	-----

Mechanical tests

Mechanical strength

Result	Test passed
--------	-------------

Attachment on the carrier

DIN rail/fixing support	NS 32/NS 35
Test force setpoint	1 N

UK 3-TWIN BU - Feed-through terminal block



3002416

<https://www.phoenixcontact.com/us/products/3002416>

Result	Test passed
Test for conductor damage and slackening	
Rotation speed	10 rpm
Revolutions	135
Conductor cross-section/weight	0.2 mm ² / 0.2 kg
	0.5 mm ² / 0.3 kg
	2.5 mm ² / 0.7 kg
Result	Test passed

Environmental and real-life conditions

Needle-flame test

Time of exposure	30 s
Result	Test passed

Ambient conditions

Ambient temperature (operation)	-60 °C ... 110 °C (Operating temperature range incl. self-heating; for max. short-term operating temperature, see RTI Elec.)
Ambient temperature (storage/transport)	-25 °C ... 60 °C (for a short time, not exceeding 24 h, -60 °C to +70 °C)
Ambient temperature (assembly)	-5 °C ... 70 °C
Ambient temperature (actuation)	-5 °C ... 70 °C
Permissible humidity (operation)	20 % ... 90 %
Permissible humidity (storage/transport)	30 % ... 70 %

Standards and regulations

Connection in acc. with standard	IEC 60947-7-1
----------------------------------	---------------

Mounting

Mounting type	NS 35/7,5
	NS 35/15
	NS 32

UK 3-TWIN BU - Feed-through terminal block



3002416

<https://www.phoenixcontact.com/us/products/3002416>

Drawings

Circuit diagram



UK 3-TWIN BU - Feed-through terminal block





3002416


<https://www.phoenixcontact.com/us/products/3002416>


Approvals


To download certificates, visit the product detail page: <https://www.phoenixcontact.com/us/products/3002416>

 CSA Approval ID: 13631				
	Nominal voltage U_N	Nominal current I_N	Cross section AWG	Cross section mm^2
keine				
	300 V	20 A	28 - 12	-

 IECEE CB Scheme Approval ID: NL-65621				
	Nominal voltage U_N	Nominal current I_N	Cross section AWG	Cross section mm^2
keine				
	24 V	400 A	-	- 2.5

 EAC Approval ID: KZ7500651131219505				
---	--	--	--	--

 cULus Recognized Approval ID: E60425				
	Nominal voltage U_N	Nominal current I_N	Cross section AWG	Cross section mm^2
B				
	300 V	20 A	30 - 12	-
C				
	150 V	20 A	30 - 12	-
F				
	400 V	20 A	30 - 12	-
D				
	300 V	10 A	30 - 12	-

 KEMA-KEUR Approval ID: 71-119849				
	Nominal voltage U_N	Nominal current I_N	Cross section AWG	Cross section mm^2
keine				
	400 V	24 A	-	- 2.5

UK 3-TWIN BU - Feed-through terminal block



3002416

<https://www.phoenixcontact.com/us/products/3002416>

Classifications

ECLASS

ECLASS-13.0	27250101
ECLASS-15.0	27250101

ETIM

ETIM 10.0	EC000897
-----------	----------

UNSPSC

UNSPSC 21.0	39121400
-------------	----------

3002416

<https://www.phoenixcontact.com/us/products/3002416>

Environmental product compliance

EU RoHS

Fulfills EU RoHS substance requirements	Yes
Exemption	6(c)

China RoHS

Environment friendly use period (EFUP)	EFUP-50
	An article-related China RoHS declaration table can be found in the download area for the respective article under "Manufacturer declaration". For all articles with EFUP-E, no China RoHS declaration table issued and required.

EU REACH SVHC

REACH candidate substance (CAS No.)	Lead(CAS: 7439-92-1)
SCIP	d578ef22-4fe6-4a4f-a276-b40852ece3fc

EF3.1 Climate Change

CO2e kg	0.038 kg CO2e
---------	---------------

Phoenix Contact 2026 © - all rights reserved
<https://www.phoenixcontact.com>

Phoenix Contact USA
586 Fulling Mill Road
Middletown, PA 17057, United States
(+717) 944-1300
info@phoenixcon.com