


UK 10-PLUS BU - Feed-through terminal block



3001475

<https://www.phoenixcontact.com/us/products/3001475>

Please be informed that the data shown in this PDF document is generated from our online catalog. Please find the complete data in the user documentation. Our general terms of use for downloads are valid.



Feed-through terminal block, nom. voltage: 800 V, nominal current: 57 A, connection method: Screw connection, 1 level, Rated cross section: 10 mm², cross section: 0.5 mm² - 16 mm², Screw connection, 1st level connection right, Rated cross section: 4 mm², cross section: 0.2 mm² - 6 mm², mounting type: NS 35/7,5, NS 35/15, NS 32, color: blue

Your advantages

- These twin modular terminal blocks are designed for the basic task of potential branching
- Two independent conductor connections can be used on the control cabinet side
- Universal foot for mounting on NS 35.. or NS 32... DIN rails
- Easy connection of different types of conductors with different cross sections
- Can be bridged in the terminal center, even with neighboring feed-through terminal blocks aligned

Commercial data

Item number	3001475
Packing unit	50 pc
Minimum order quantity	50 pc
Sales key	BE12
Product key	BE1212
GTIN	4017918089948
Weight per piece (including packing)	21.6 g
Weight per piece (excluding packing)	21.6 g
Customs tariff number	85369010
Country of origin	PL

UK 10-PLUS BU - Feed-through terminal block



3001475

<https://www.phoenixcontact.com/us/products/3001475>

Technical data

Product properties

Product type	Multi-conductor terminal block
Product family	UK
Number of connections	3
Number of rows	2
Potentials	1

Insulation characteristics

Overvoltage category	III
Degree of pollution	3

Electrical properties

Rated surge voltage	8 kV
Maximum power dissipation for nominal condition	1.82 W

Connection data

Number of connections per level	3
Nominal cross section	10 mm ²

1 level

Connection method	Screw connection
Screw thread	M4
Note	Feed-through
Tightening torque	1.5 ... 1.8 Nm
Stripping length	11 mm
Connection in acc. with standard	IEC 60947-7-1
Conductor cross-section rigid	0.5 mm ² ... 16 mm ²
Cross section AWG	20 ... 6 (converted acc. to IEC)
Conductor cross-section flexible	0.5 mm ² ... 10 mm ²
Conductor cross-section, flexible [AWG]	20 ... 8 (converted acc. to IEC)
Conductor cross-section flexible (ferrule without plastic sleeve)	0.5 mm ² ... 10 mm ²
Flexible conductor cross-section (ferrule with plastic sleeve)	0.5 mm ² ... 6 mm ²
2 conductors with same cross section, rigid	0.5 mm ² ... 4 mm ²
2 conductors with same cross section, flexible	0.5 mm ² ... 4 mm ²
2 conductors with same cross section, flexible, with ferrule without plastic sleeve	0.5 mm ² ... 2.5 mm ²
2 conductors with the same cross section, flexible, with TWIN ferrule with plastic sleeve	0.5 mm ² ... 4 mm ²
Nominal cross section	10 mm ²
Nominal current	57 A (with 10 mm ² conductor cross-section)
Maximum load current	76 A (In case of a 16 mm ² conductor connection, the maximum load current must not be exceeded by the total current of all connected conductors.)

UK 10-PLUS BU - Feed-through terminal block



3001475

<https://www.phoenixcontact.com/us/products/3001475>

Nominal voltage	800 V
1st level connection right	
Connection method	Screw connection
Screw thread	M3
Tightening torque	0.6 ... 0.8 Nm
Stripping length	7 mm
Connection in acc. with standard	IEC 60947-7-1
Conductor cross-section rigid	0.2 mm ² ... 6 mm ²
Cross section AWG	24 ... 10 (converted acc. to IEC)
Conductor cross-section flexible	0.2 mm ² ... 4 mm ²
Conductor cross-section flexible (ferrule without plastic sleeve)	0.25 mm ² ... 4 mm ²
Flexible conductor cross-section (ferrule with plastic sleeve)	0.25 mm ² ... 4 mm ²
2 conductors with same cross section, rigid	0.2 mm ² ... 1.5 mm ²
2 conductors with same cross section, flexible	0.2 mm ² ... 1.5 mm ²
2 conductors with same cross section, flexible, with ferrule without plastic sleeve	0.25 mm ² ... 1.5 mm ²
2 conductors with the same cross section, flexible, with TWIN ferrule with plastic sleeve	0.5 mm ² ... 1.5 mm ²
Nominal cross section	4 mm ²
Nominal current	32 A (with 6 mm ² conductor cross-section)
Maximum load current	41 A (In the case of a 6 mm ² conductor cross-section, the maximum load current must not be exceeded by the total current of all connected conductors)
Nominal voltage	800 V

Dimensions

Width	10.2 mm
Height	53 mm
Depth on NS 32	52 mm
Depth on NS 35/7,5	47 mm
Depth on NS 35/15	54.5 mm

Material specifications

Color	blue (RAL 5015)
Flammability rating according to UL 94	V0
Insulating material group	I
Insulating material	PA
Static insulating material application in cold	-60 °C
Temperature index of insulation material (DIN EN 60216-1 (VDE 0304-21))	130 °C
Relative insulation material temperature index (Elec., UL 746 B)	130 °C
Fire protection for rail vehicles (DIN EN 45545-2) R22	HL 1 - HL 3
Fire protection for rail vehicles (DIN EN 45545-2) R23	HL 1 - HL 3
Fire protection for rail vehicles (DIN EN 45545-2) R24	HL 1 - HL 3
Fire protection for rail vehicles (DIN EN 45545-2) R26	HL 1 - HL 3

UK 10-PLUS BU - Feed-through terminal block



3001475

<https://www.phoenixcontact.com/us/products/3001475>

Calorimetric heat release NFPA 130 (ASTM E 1354)	28 MJ/kg
Surface flammability NFPA 130 (ASTM E 162)	passed
Specific optical density of smoke NFPA 130 (ASTM E 662)	passed
Smoke gas toxicity NFPA 130 (SMP 800C)	passed

Mechanical properties

Mechanical data

Open side panel	No
-----------------	----

Environmental and real-life conditions

Ambient conditions

Ambient temperature (operation)	-60 °C ... 110 °C (Operating temperature range incl. self-heating; for max. short-term operating temperature, see RTI Elec.)
Ambient temperature (storage/transport)	-25 °C ... 60 °C (for a short time, not exceeding 24 h, -60 °C to +70 °C)
Ambient temperature (assembly)	-5 °C ... 70 °C
Ambient temperature (actuation)	-5 °C ... 70 °C
Permissible humidity (operation)	20 % ... 90 %
Permissible humidity (storage/transport)	30 % ... 70 %

Standards and regulations

Connection in acc. with standard	IEC 60947-7-1
	IEC 60947-7-1

Mounting

Mounting type	NS 35/7,5
	NS 35/15
	NS 32

UK 10-PLUS BU - Feed-through terminal block

3001475

<https://www.phoenixcontact.com/us/products/3001475>



Drawings

Circuit diagram



UK 10-PLUS BU - Feed-through terminal block




3001475


<https://www.phoenixcontact.com/us/products/3001475>

Approvals

To download certificates, visit the product detail page: <https://www.phoenixcontact.com/us/products/3001475>

 CSA Approval ID: 13631				
	Nominal voltage U_N	Nominal current I_N	Cross section AWG	Cross section mm^2
B				
Feed-through	600 V	65 A	24 - 6	-
Pick-off	600 V	20 A	28 - 12	-
C				
Feed-through	600 V	65 A	24 - 6	-
Pick-off	600 V	20 A	28 - 12	-

 EAC Approval ID: KZ7500651131219505				
---	--	--	--	--

 cULus Recognized Approval ID: E60425				
--	--	--	--	--

UK 10-PLUS BU - Feed-through terminal block



3001475

<https://www.phoenixcontact.com/us/products/3001475>

Classifications

ECLASS

ECLASS-13.0	27250101
ECLASS-15.0	27250101

ETIM

ETIM 10.0	EC000897
-----------	----------

UNSPSC

UNSPSC 21.0	39121400
-------------	----------

UK 10-PLUS BU - Feed-through terminal block



3001475

<https://www.phoenixcontact.com/us/products/3001475>

Environmental product compliance

EU RoHS

Fulfills EU RoHS substance requirements	Yes, No exemptions
---	--------------------

China RoHS

Environment friendly use period (EFUP)	EFUP-E
	No hazardous substances above the limits

EU REACH SVHC

REACH candidate substance (CAS No.)	No substance above 0.1 wt%
-------------------------------------	----------------------------

EF3.1 Climate Change

CO2e kg	0.112 kg CO2e
---------	---------------

Phoenix Contact 2026 © - all rights reserved
<https://www.phoenixcontact.com>

Phoenix Contact USA
586 Fulling Mill Road
Middletown, PA 17057, United States
(+717) 944-1300
info@phoenixcon.com