


USLKG 3 N - Protective conductor terminal block



3000611

<https://www.phoenixcontact.com/us/products/3000611>

Please be informed that the data shown in this PDF document is generated from our online catalog. Please find the complete data in the user documentation. Our general terms of use for downloads are valid.



Protective conductor terminal block, number of connections: 2, number of positions: 1, connection method: Screw connection, cross section: 0.2 mm² - 4 mm², mounting method: PE foot with mounting screw, M2.5, mounting type: NS 35/7,5, NS 35/15, NS 32, color: green-yellow

Commercial data

Item number	3000611
Packing unit	50 pc
Minimum order quantity	50 pc
Sales key	BE12
Product key	BE1221
GTIN	4046356772358
Weight per piece (including packing)	17.73 g
Weight per piece (excluding packing)	17.37 g
Customs tariff number	85369010
Country of origin	CN

USLKG 3 N - Protective conductor terminal block



3000611

<https://www.phoenixcontact.com/us/products/3000611>

Technical data

Product properties

Product type	Ground terminal block
Product family	USLKG
Number of positions	1
Number of connections	2
Number of rows	1

Insulation characteristics

Overvoltage category	III
Degree of pollution	3

Electrical properties

Rated surge voltage	8 kV
Maximum power dissipation for nominal condition	0.77 W

Connection data

Grounding foot	Yes
Number of connections per level	2
Nominal cross section	2.5 mm ²

Level 1 above 1 below 1

Connection method	Screw connection
Screw thread	M3
Note	Please observe the current carrying capacity of the DIN rails.
Tightening torque	0.6 ... 0.8 Nm
Stripping length	7 mm
Connection in acc. with standard	IEC 60947-7-2
Conductor cross-section rigid	0.2 mm ² ... 4 mm ²
Cross section AWG	24 ... 12 (converted acc. to IEC)
Conductor cross-section flexible	0.2 mm ² ... 2.5 mm ²
Conductor cross-section, flexible [AWG]	24 ... 14 (converted acc. to IEC)
Conductor cross-section flexible (ferrule without plastic sleeve)	0.25 mm ² ... 2.5 mm ²
Flexible conductor cross-section (ferrule with plastic sleeve)	0.2 mm ² ... 2.5 mm ²

Dimensions

Width	5.2 mm
End cover width	1.5 mm
Height	42.5 mm
Depth on NS 32	55.2 mm
Depth on NS 35/7,5	50.2 mm
Depth on NS 35/15	57.7 mm

Material specifications

USLKG 3 N - Protective conductor terminal block



3000611

<https://www.phoenixcontact.com/us/products/3000611>

Color	green-yellow
Flammability rating according to UL 94	V0
Insulating material group	I
Insulating material	PA
Static insulating material application in cold	-60 °C
Temperature index of insulation material (DIN EN 60216-1 (VDE 0304-21))	130 °C
Relative insulation material temperature index (Elec., UL 746 B)	130 °C
Fire protection for rail vehicles (DIN EN 45545-2) R22	HL 1 - HL 3
Fire protection for rail vehicles (DIN EN 45545-2) R23	HL 1 - HL 3
Fire protection for rail vehicles (DIN EN 45545-2) R24	HL 1 - HL 3
Fire protection for rail vehicles (DIN EN 45545-2) R26	HL 1 - HL 3
Calorimetric heat release NFPA 130 (ASTM E 1354)	28 MJ/kg
Surface flammability NFPA 130 (ASTM E 162)	passed
Specific optical density of smoke NFPA 130 (ASTM E 662)	passed
Smoke gas toxicity NFPA 130 (SMP 800C)	passed

Mechanical properties

General

Terminal block mounting	0.5 Nm ... 0.6 Nm (PE foot with mounting screw, M2.5)
-------------------------	---

Mechanical data

Open side panel	No
-----------------	----

Environmental and real-life conditions

Ambient conditions

Ambient temperature (operation)	-60 °C ... 110 °C (Operating temperature range incl. self-heating; for max. short-term operating temperature, see RTI Elec.)
Ambient temperature (storage/transport)	-25 °C ... 60 °C (for a short time, not exceeding 24 h, -60 °C to +70 °C)
Ambient temperature (assembly)	-5 °C ... 70 °C
Ambient temperature (actuation)	-5 °C ... 70 °C
Permissible humidity (operation)	20 % ... 90 %
Permissible humidity (storage/transport)	30 % ... 70 %

Standards and regulations

Connection in acc. with standard	IEC 60947-7-2
----------------------------------	---------------

Mounting

Mounting type	NS 35/7,5
	NS 35/15
	NS 32
Terminal block mounting	0.5 Nm ... 0.6 Nm (PE foot with mounting screw, M2.5)

USLKG 3 N - Protective conductor terminal block

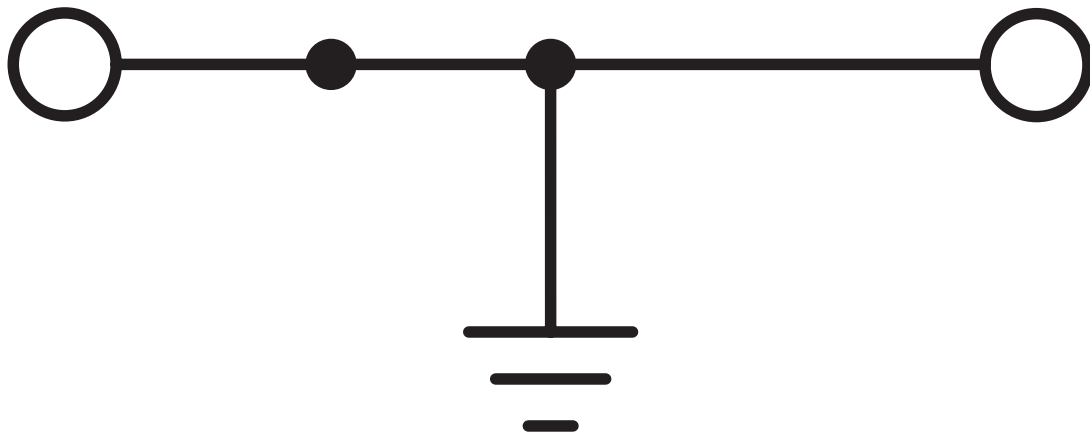


3000611

<https://www.phoenixcontact.com/us/products/3000611>

Drawings

Circuit diagram



USLKG 3 N - Protective conductor terminal block




3000611


<https://www.phoenixcontact.com/us/products/3000611>

Approvals

To download certificates, visit the product detail page: <https://www.phoenixcontact.com/us/products/3000611>

 IECEE CB Scheme Approval ID: NL-83858				
	Nominal voltage U_N	Nominal current I_N	Cross section AWG	Cross section mm^2
keine				
	-	-	-	0.2 - 2.5

 EAC Approval ID: KZ7500651131219505				
---	--	--	--	--

 KEMA-KEUR Approval ID: 71-125654				
	Nominal voltage U_N	Nominal current I_N	Cross section AWG	Cross section mm^2
keine				
	-	-	-	0.2 - 2.5
Multi-conductor connection	-	-	-	0.2 - 1

 cULus Recognized Approval ID: E60425				
	Nominal voltage U_N	Nominal current I_N	Cross section AWG	Cross section mm^2
B				
	-	-	24 - 12	-
C				
	-	-	24 - 12	-

 CSA Approval ID: 13631				
	Nominal voltage U_N	Nominal current I_N	Cross section AWG	Cross section mm^2
keine				
	-	-	24 - 12	-

USLKG 3 N - Protective conductor terminal block



3000611

<https://www.phoenixcontact.com/us/products/3000611>

Classifications

ECLASS

ECLASS-13.0	27250103
ECLASS-15.0	27250103

ETIM

ETIM 10.0	EC000901
-----------	----------

UNSPSC

UNSPSC 21.0	39121400
-------------	----------

USLKG 3 N - Protective conductor terminal block



3000611

<https://www.phoenixcontact.com/us/products/3000611>

Environmental product compliance

EU RoHS

Fulfills EU RoHS substance requirements	Yes
Exemption	6(c)

China RoHS

Environment friendly use period (EFUP)	EFUP-50
	An article-related China RoHS declaration table can be found in the download area for the respective article under "Manufacturer declaration". For all articles with EFUP-E, no China RoHS declaration table issued and required.

EU REACH SVHC

REACH candidate substance (CAS No.)	Lead(CAS: 7439-92-1)
SCIP	b788b7ab-3eb9-4160-8067-2adc6b53db2d

EF3.1 Climate Change

CO2e kg	0.224 kg CO2e
---------	---------------

Phoenix Contact 2026 © - all rights reserved
<https://www.phoenixcontact.com>

Phoenix Contact USA
586 Fulling Mill Road
Middletown, PA 17057, United States
(+717) 944-1300
info@phoenixcon.com