

REL-MR- 24DC/21HC/MS - Single relay



2987888

<https://www.phoenixcontact.com/us/products/2987888>

Please be informed that the data shown in this PDF document is generated from our online catalog. Please find the complete data in the user documentation. Our general terms of use for downloads are valid.



Plug-in miniature relay, with power contact, 1 changeover contact, test button, mechanical switching position indicator, status LED, freewheeling diode, polarity A1+, A2-, input voltage 24 V DC

Your advantages

- With detectable manual operation
- Integrated status LED
- Switching current of up to 16 A
- Mechanical switch position indicator
- DC types with integrated freewheeling diode

Commercial data

Item number	2987888
Packing unit	10 pc
Minimum order quantity	10 pc
Sales key	C460
Product key	DK6933
GTIN	4046356481014
Weight per piece (including packing)	19.86 g
Weight per piece (excluding packing)	17.64 g
Customs tariff number	85364190
Country of origin	CN

REL-MR- 24DC/21HC/MS - Single relay



2987888

<https://www.phoenixcontact.com/us/products/2987888>

Technical data

Product properties

Product type	Single relay
Set comprises	2905289 RIF-1-RPT-LDP-24DC/1X21MS
Mechanical service life	5x 10 ⁶ cycles

Data management status

Date of last data management	01.04.2026
------------------------------	------------

Electrical properties

Service life electrical	see diagram
Maximum power dissipation for nominal condition	0.43 W
Test voltage (Winding/contact)	5 kV AC (50 Hz, 1 min., winding/contact)

Input data

Coil side

Nominal input voltage U_N	24 V DC
Input voltage range	19.2 V DC ... 52.8 V DC
Input voltage range in reference to U_N	see diagram
Drive and function	monostable
Drive (polarity)	non-polarized
Typical input current at U_N	18 mA
Typical response time	9 ms
Typical release time	6 ms

Output data

Switching

Contact switching type	1 changeover contact
Type of switch contact	Single contact
Contact material	AgNi
Maximum switching voltage	250 V AC/DC
Minimum switching voltage	12 V (at 10 mA)
Limiting continuous current	16 A
Maximum inrush current	32 A (20 ms)
Min. switching current	10 mA (at 12 V)
Interrupting rating (ohmic load) max.	4000 VA (for 250 V AC)
Switching capacity	2 A (at 24 V, DC13) 3 A (at 24 V, AC15) 3 A (at 120 V, AC15) 3 A (at 240 V, AC15)
Motor load according to UL 508	1/2 HP, 120 V AC (N/O contact) 1 HP, 240 V AC (N/O contact)

REL-MR- 24DC/21HC/MS - Single relay



2987888

<https://www.phoenixcontact.com/us/products/2987888>

	1/3 HP, 120 V AC (N/C contact)
	1/2 HP, 240 V AC (N/C contact)

Connection data

Connection method	Plug / solder connection
-------------------	--------------------------

Dimensions

Item dimensions

Width	12.7 mm
Height	29 mm
Depth	25 mm

Environmental and real-life conditions

Ambient conditions

Ambient temperature (operation)	-40 °C ... 70 °C
Ambient temperature (storage/transport)	-40 °C ... 85 °C

Approvals

Corrosive gas test

Identification	ISA-S71.04. G3 Harsh Group
	EN 60068-2-60

Standards and regulations

Standards/regulations	EN 61810-1
	VDE 0435-201
	EN 50178

Drawings

Dimensional drawing



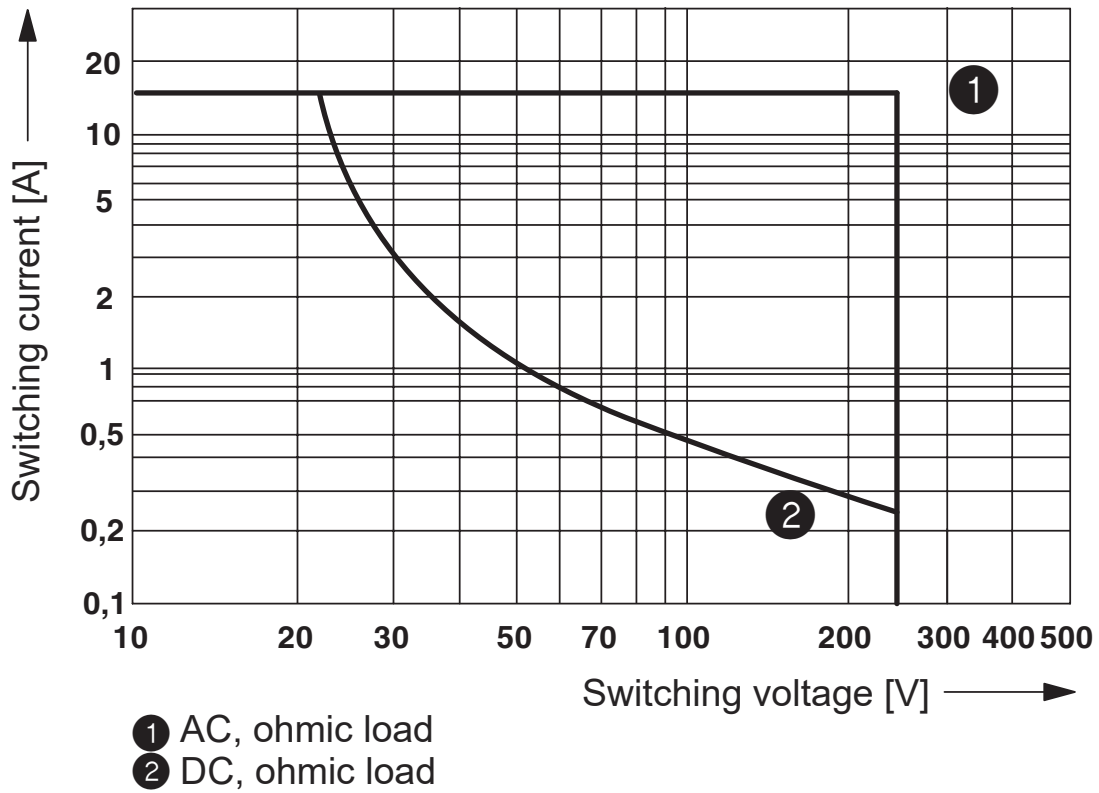
Diagram



- ① DC coils, 0 A contact current
- ② DC coils, 16 A contact current
- ③ AC coils, 0 A contact current
- ④ AC coils, 16 A contact current

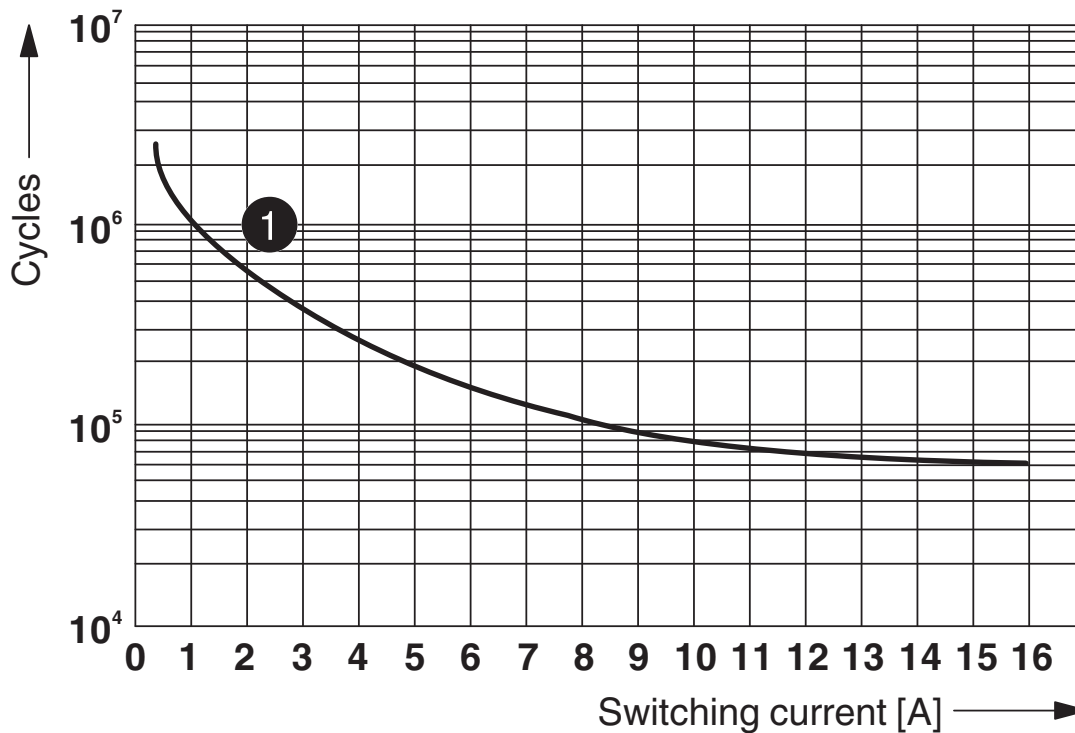
Operating voltage range

Diagram



Interrupting rating

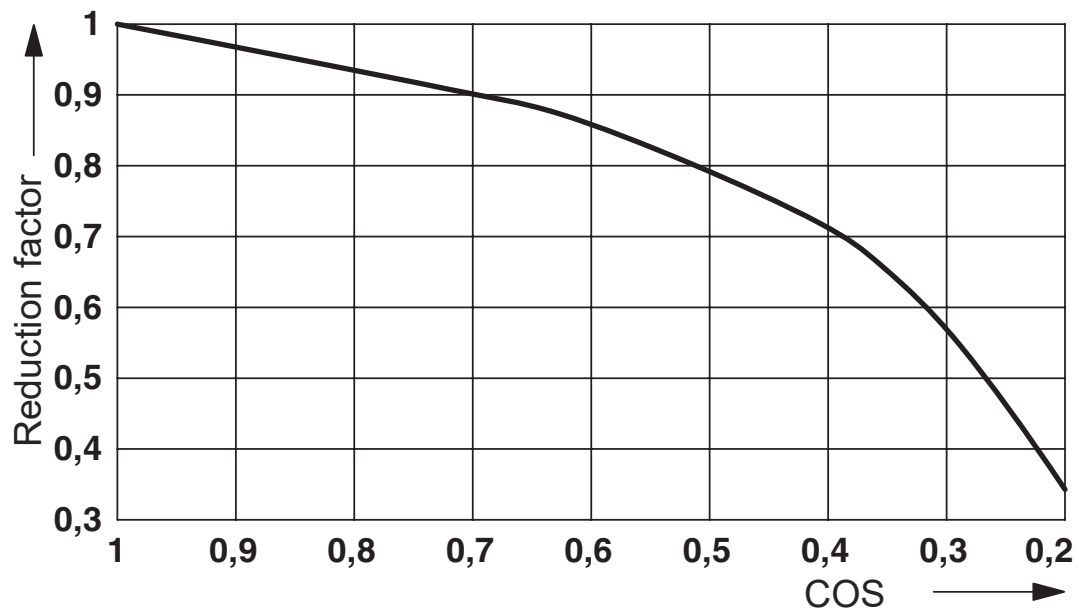
Diagram



① 250 V AC, ohmic load

Electrical service life

Diagram



Service life reduction factor with various cos phi

Diagram



Permissible humidity for operation and storage.

The maximum permissible ambient temperature as specified in the data sheet must be observed.

Area A: Ice buildup at ambient temperatures $\leq 0^\circ\text{C}$ must be prevented

Area B: Condensation at ambient temperatures $> 0^\circ\text{C}$ must be prevented

On 30 full days that are naturally distributed across an entire year, a humidity level of 95% is permissible at an ambient temperature $\leq 25^\circ\text{C}$.

Circuit diagram



REL-MR- 24DC/21HC/MS - Single relay



2987888

<https://www.phoenixcontact.com/us/products/2987888>

Approvals

To download certificates, visit the product detail page: <https://www.phoenixcontact.com/us/products/2987888>



cUL Recognized
Approval ID: FILE E 195083



UL Recognized
Approval ID: FILE E 195083



EAC
Approval ID: RU*C-DE.*08.B.00010



VDE approval of drawings
Approval ID: 40027210

REL-MR- 24DC/21HC/MS - Single relay



2987888

<https://www.phoenixcontact.com/us/products/2987888>

Classifications

ECLASS

ECLASS-13.0	27371601
ECLASS-15.0	27371601

ETIM

ETIM 10.0	EC001437
-----------	----------

UNSPSC

UNSPSC 21.0	39122300
-------------	----------

REL-MR- 24DC/21HC/MS - Single relay



2987888

<https://www.phoenixcontact.com/us/products/2987888>

Environmental product compliance

EU RoHS

Fulfills EU RoHS substance requirements	Yes
Exemption	7(c)-I

China RoHS

Environment friendly use period (EFUP)	EFUP-E
	No hazardous substances above the limits

EU REACH SVHC

REACH candidate substance (CAS No.)	No substance above 0.1 wt%
-------------------------------------	----------------------------

EF3.1 Climate Change

CO2e kg	0.851 kg CO2e
---------	---------------

Phoenix Contact 2026 © - all rights reserved

<https://www.phoenixcontact.com>

Phoenix Contact USA
586 Fulling Mill Road
Middletown, PA 17057, United States
(+717) 944-1300
info@phoenixcon.com