

PLC-RSP-110UC/21/RW - Relay module



2987053

<https://www.phoenixcontact.com/us/products/2987053>

Please be informed that the data shown in this PDF document is generated from our online catalog. Please find the complete data in the user documentation. Our general terms of use for downloads are valid.



PLC-INTERFACE for railway applications, consisting of basic terminal block with spring-cage connection and plug-in miniature relay with power contact, range: $0.7 \times U_N$ to $1.25 \times U_N$, temperature class TX: -40°C to $+70^\circ\text{C}$, 1 changeover contact, input voltage 110 V DC

Your advantages

- Optimum relay operation thanks to wide-range electronics
- Vibration and shock resistance in accordance with EN 50155
- Certified in accordance with EN 50155
- Safe isolation between coil and contact side
- Temperature range: -40°C ... $+70^\circ\text{C}$ (short-term 85°C)
- Input voltage range of 0.7 to $1.25 \times U_N$ ($1.4 \times U_N$ briefly)

Commercial data

Item number	2987053
Packing unit	10 pc
Minimum order quantity	1 pc
Product key	DK622A
GTIN	4046356155281
Weight per piece (including packing)	34.02 g
Weight per piece (excluding packing)	34.02 g
Country of origin	DE

PLC-RSP-110UC/21/RW - Relay module



2987053

<https://www.phoenixcontact.com/us/products/2987053>

Technical data

Product properties

Product type	Relay Module
Product family	PLC-INTERFACE
Application	Railway applications
Environment	Attached to the vehicle body
Operating mode	100% operating factor
Mechanical service life	approx. 2×10^7 cycles

Insulation characteristics

Overvoltage category	III
Pollution degree	2

Data management status

Date of last data management	12.09.2025
------------------------------	------------

Electrical properties

Maximum power dissipation for nominal condition	0.22 W
Test voltage (Winding/contact)	4 kV _{rms} (50 Hz, 1 min., winding/contact)
Rated insulation voltage	250 V AC
Rated surge voltage	6 kV

Input data

Coil side

Nominal input voltage U_N	110 V DC
Input voltage range	77 V DC ... 137.5 V DC
Input voltage range in reference to U_N	0.7 ... 1.25
Drive and function	monostable
Typical input current at U_N	2 mA
Typical response time	4 ms
Typical release time	4 ms
Coil voltage	60 V DC
Protective circuit	Bridge rectifier; Bridge rectifier
	Freewheeling diode; Freewheeling diode
	Surge protection
	RCZ filter
	Wide-range electronics
Operating voltage display	Yellow LED

Output data

Switching

Contact switching type	1 changeover contact
------------------------	----------------------

PLC-RSP-110UC/21/RW - Relay module



2987053

<https://www.phoenixcontact.com/us/products/2987053>

Type of switch contact	Single contact
Contact material	AgSnO
Maximum switching voltage	250 V AC/DC (Separating plate PLC-ATP must be installed for voltages larger than 250 V (L1, L2, L3) between identical terminal blocks in adjacent modules.)
Minimum switching voltage	5 V (at 100 mA)
Limiting continuous current	6 A (see derating curve)
Maximum inrush current	on request
Min. switching current	10 mA (at 12 V)
Interrupting rating (ohmic load) max.	140 W (at 24 V DC) 20 W (at 48 V DC) 18 W (at 60 V DC) 23 W (at 110 V DC) 40 W (at 220 V DC) 1500 VA (for 250 V AC)
Switching capacity	1 A (at 24 V, DC13) 0.2 A (at 110 V, DC13) 0.1 A (at 220 V, DC13) 3 A (at 24 V, AC15) 3 A (at 120 V, AC15) 3 A (at 230 V, AC15)

Connection data

Coil side

Connection method	Spring-cage connection
Stripping length	8 mm
Conductor cross-section rigid	0.14 mm ² ... 2.5 mm ²
Conductor cross-section flexible	0.14 mm ² ... 2.5 mm ²
Conductor cross-section AWG	26 ... 14

Contact side

Connection method	Spring-cage connection
Stripping length	8 mm
Conductor cross-section rigid	0.14 mm ² ... 2.5 mm ²
Conductor cross-section flexible	0.14 mm ² ... 2.5 mm ²
Conductor cross-section AWG	26 ... 14

Dimensions

Width	6.2 mm
Height	80 mm
Depth	94 mm

Material specifications

Color	green (RAL 6021)
Flammability rating according to UL 94 (Housing)	V0 (Housing)

PLC-RSP-110UC/21/RW - Relay module



2987053

<https://www.phoenixcontact.com/us/products/2987053>

Environmental and real-life conditions

Ambient conditions

Degree of protection (Relay)	RT III (Relay)
Degree of protection (Relay base)	IP20 (Relay base)
Ambient temperature (operation)	-40 °C ... 70 °C (Temperature class TX)
Ambient temperature (storage/transport)	-40 °C ... 85 °C

Standards and regulations

Standards/regulations	EN 50155 (VDE 0115 part 200)
	IEC 60947-5-1
	EN 61373
	EN 50121

Mounting

Mounting type	DIN rail mounting
Assembly note	in rows with zero spacing
Mounting position	any

Drawings

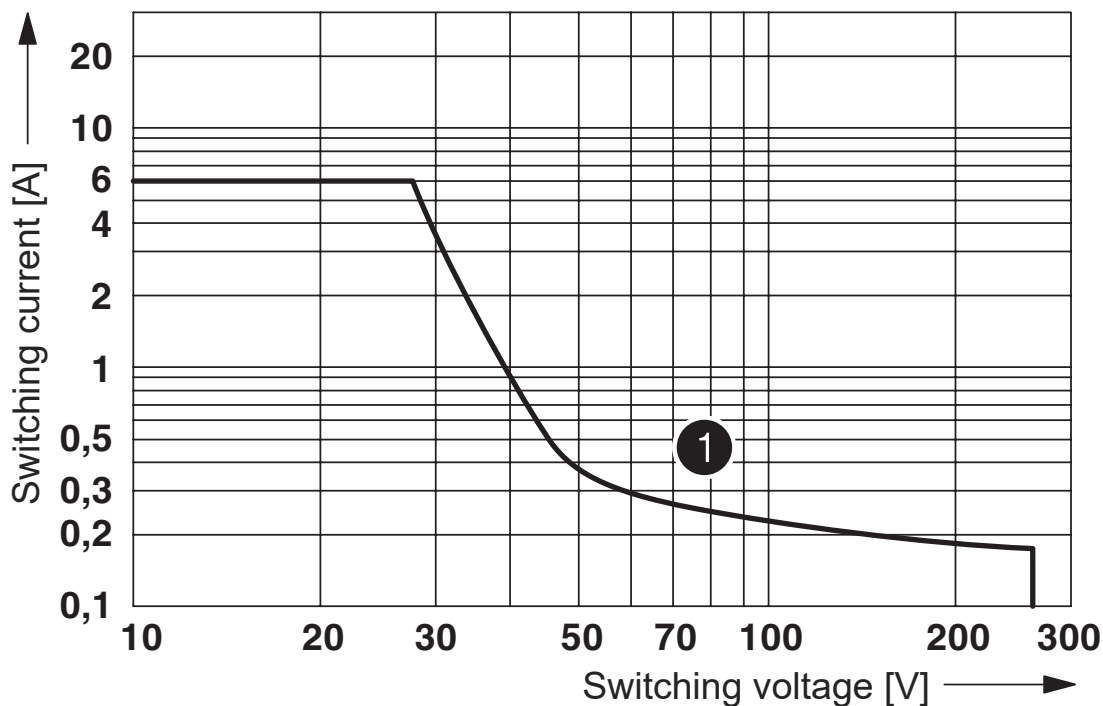
Diagram



① 250 V AC, ohmic load

Electrical service life

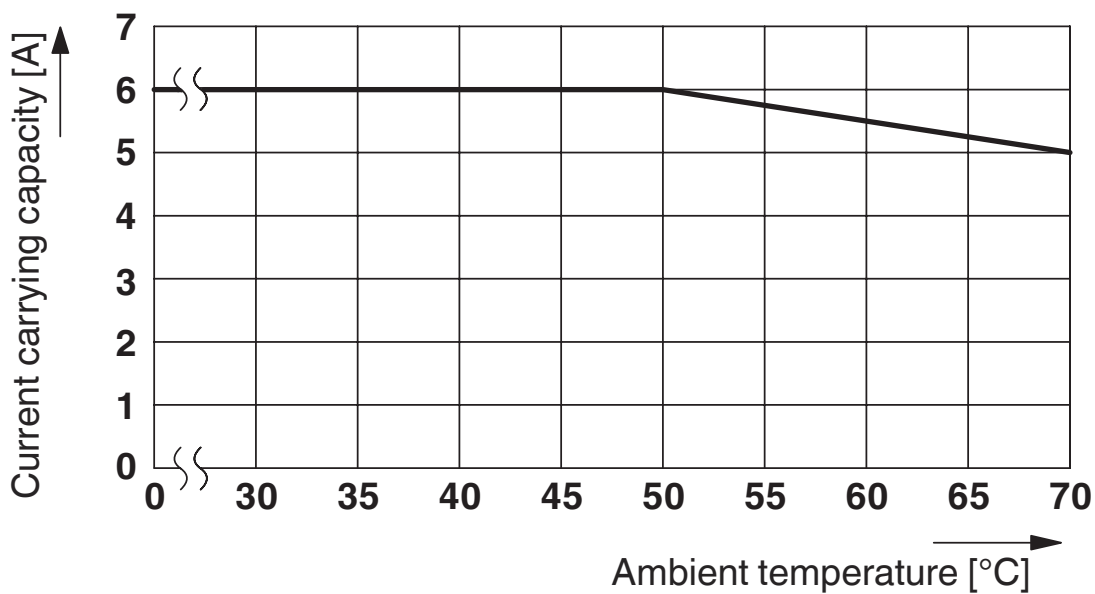
Diagram



① ohmic load

DC interrupting rating

Diagram

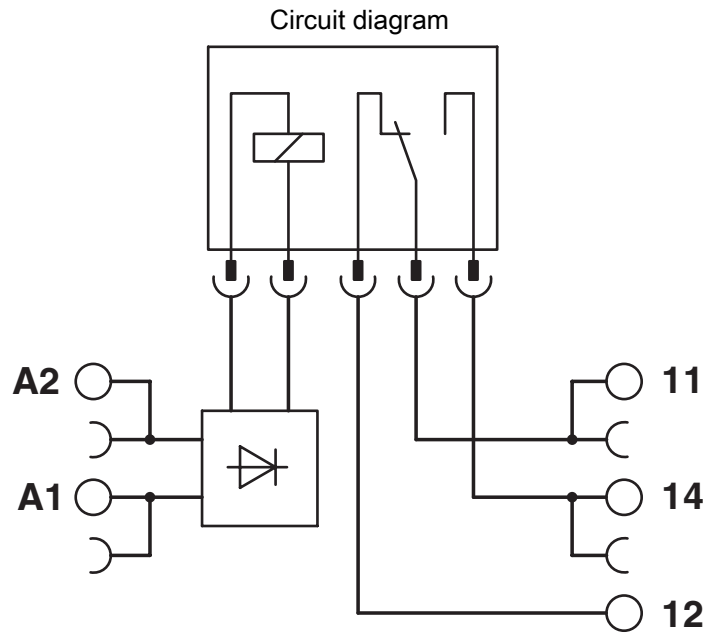


Derating diagram

PLC-RSP-110UC/21/RW - Relay module

2987053

<https://www.phoenixcontact.com/us/products/2987053>



Phoenix Contact 2026 © - all rights reserved
<https://www.phoenixcontact.com>

Phoenix Contact USA
586 Fulling Mill Road
Middletown, PA 17057, United States
(+717) 944-1300
info@phoenixcon.com