


UM-2KS50RM/32MR/SI/1/551/MT - Active module



2968564

<https://www.phoenixcontact.com/us/products/2968564>

Please be informed that the data shown in this PDF document is generated from our online catalog. Please find the complete data in the user documentation. Our general terms of use for downloads are valid.



VARIOFACE output module, 32 channels for Yokogawa ADV 551, ADV 561 output modules.

Commercial data

Item number	2968564
Packing unit	1 pc
Minimum order quantity	1 pc
Note	Made to order (non-returnable)
Sales key	C421
Product key	DK219N
GTIN	4046356458634
Weight per piece (including packing)	1,459 g
Weight per piece (excluding packing)	1,459 g
Customs tariff number	85364190
Country of origin	DE

2968564

<https://www.phoenixcontact.com/us/products/2968564>

Technical data

Product properties

Product type	Interface module
No. of channels	32
Operating mode	100% operating factor
Mechanical service life	approx. 2×10^7 cycles

Insulation characteristics: Air clearances and creepage distances, input/output

Insulation	Safe isolation, reinforced insulation
Overvoltage category	III
Pollution degree	2

Insulation characteristics: Air and creepage distances, output/output

Insulation	Basic insulation
Overvoltage category	III
Pollution degree	2

Electrical properties

Air clearances and creepage distances, input/output

Rated insulation voltage	300 V
Rated surge voltage	6 kV (1.2/50 μ s)

Air and creepage distances, output/output

Rated insulation voltage	300 V
Rated surge voltage	4 kV (1.2/50 μ s)

Supported controller: YOKOGAWA CS3000 CentumVP

Suitable I/O card	ADV551
	ADV561

Supported controller: YOKOGAWA STARDOM

Suitable I/O card	NFDV551
	NFDV561

Input data

Nominal input voltage U_N	24 V DC ± 10 %
Input voltage range in reference to U_N	0.9 ... 1.1
Input voltage range	21.6 V DC ... 26.4 V DC
Typical input current at U_N	9 mA (K1 – K32)
Typical response time	5 ms (K1 – K32)
	5 ms (K33)
Typical release time	7 ms (K1 – K32)
	5 ms (K33)
Operating voltage display	Green LED

UM-2KS50RM/32MR/SI/1/551/MT - Active module



2968564

<https://www.phoenixcontact.com/us/products/2968564>

Status display/channel	Yellow LED
------------------------	------------

Output data

Switching

Contact switching type	1 changeover contact
Type of switch contact	Single contact
Contact material	AgSnO ₂
Maximum switching voltage	250 V AC 63 V DC
Minimum switching voltage	12 V AC/DC
Limiting continuous current	2.8 A (observe derating)
Min. switching current	10 mA
Interrupting rating (ohmic load) max.	67 W (24 V DC) 20 W (48 V DC) 18 W (60 V DC) 700 VA (250 V AC)
Output fuse	4 A (per channel)

Connection data

Field level

Connection method	Screw connection with disconnect knife
Number of connections	1
Conductor cross-section rigid	0.2 mm ² ... 4 mm ²
Conductor cross-section flexible	0.2 mm ² ... 2.5 mm ²
Conductor cross-section AWG	24 ... 12

Controller level

Connection method	Yokogawa, KS compatible
Number of connections	2
Number of positions	50
Note	Usable system cables: Phoenix Contact YUC50, Yokogawa AKB331
Tightening torque	0.5 Nm


Signaling

Status display present	yes
------------------------	-----

Dimensions

2968564

<https://www.phoenixcontact.com/us/products/2968564>

Dimensional drawing	
Width	419.5 mm
Height	127.5 mm
Depth	57 mm

Environmental and real-life conditions

Ambient conditions

Degree of protection	IP00
Degree of protection (Installation location)	≥ IP54 (Installation location)
Ambient temperature (operation)	-15 °C ... 50 °C
Ambient temperature (storage/transport)	-20 °C ... 70 °C

Standards and regulations

Air clearances and creepage distances, input/output

Standards/regulations	EN 61010-2-201
-----------------------	----------------

Air and creepage distances, output/output

Standards/regulations	EN 61010-2-201
-----------------------	----------------

Mounting

Mounting type	DIN rail mounting
Assembly note	in rows with zero spacing
Mounting position	any

Notes

Notes on operation	Observe the maximum switching power of the relays used
Notes on operation	Do not connect adjacent channels to SELV/ PELV and voltages dangerous to the touch.
Notes on operation	The outputs are not suitable for switching different line conductors. The sum of the switching voltages used for adjacent outputs must not exceed the rated insulation voltage value
Notes on operation	The necessary requirements for insulation (basic insulation or reinforced insulation) from adjacent modules (in DIN-rail direction) must be realized by applying suitable measures (e. g., partition plates).
Notes on operation	For proper use, the specifications of the installation directive (see Downloads) must be observed. For applications or use with third-party products, the specifications, and the safety and warning instructions of the respective third-party manufacturer must also be met.

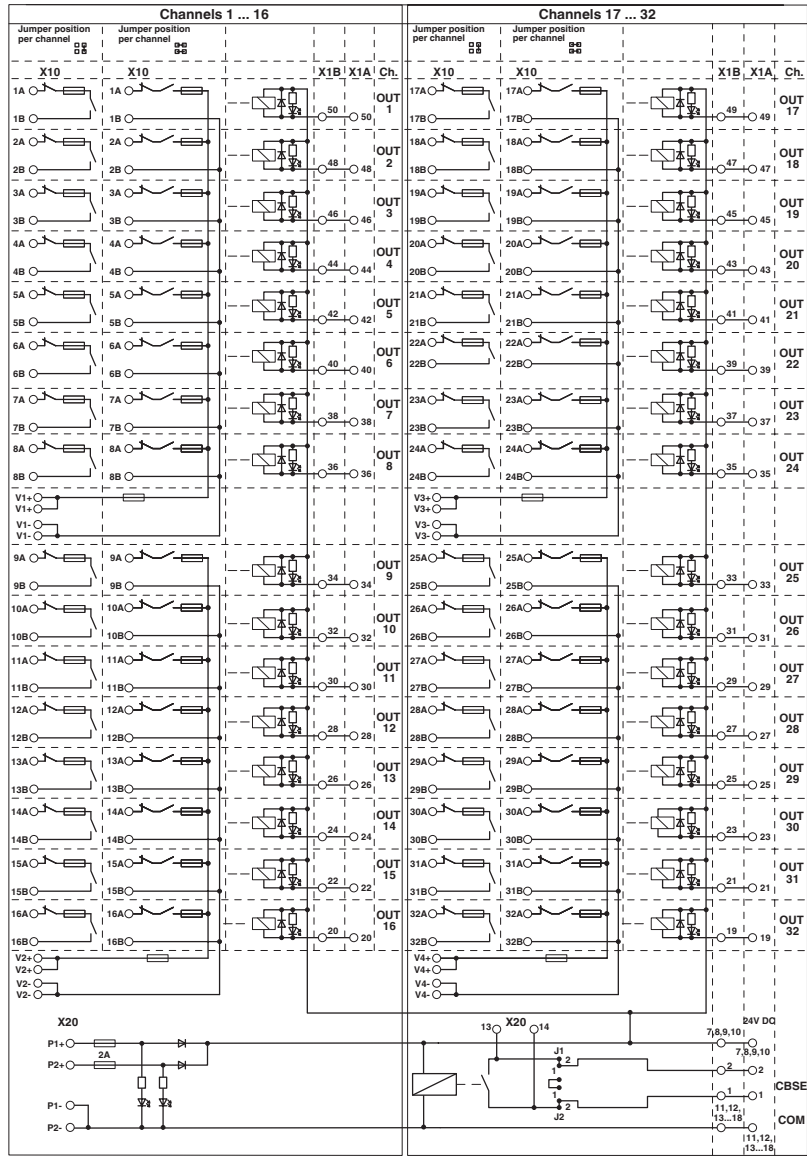
UM-2KS50RM/32MR/SI/1/551/MT - Active module



2968564

<https://www.phoenixcontact.com/us/products/2968564>

Circuit diagram



UM-2KS50RM/32MR/SI/1/551/MT - Active module



2968564

<https://www.phoenixcontact.com/us/products/2968564>

Approvals

To download certificates, visit the product detail page: <https://www.phoenixcontact.com/us/products/2968564>



EAC

Approval ID: RU*DE*08.B.01841/19



CSA

Approval ID: LR 13631

	Nominal voltage U_N	Nominal current I_N	Cross section AWG	Cross section mm^2
keine				
	250 V	1.2 A	-	-

2968564

<https://www.phoenixcontact.com/us/products/2968564>

Classifications

ECLASS

ECLASS-13.0	27141152
ECLASS-15.0	27141152

ETIM

ETIM 10.0	EC002780
-----------	----------

UNSPSC

UNSPSC 21.0	39121400
-------------	----------

2968564

<https://www.phoenixcontact.com/us/products/2968564>

Environmental product compliance

EU RoHS

Fulfills EU RoHS substance requirements	Yes
Exemption	6(c), 7(a), 7(c)-I

China RoHS

Environment friendly use period (EFUP)	EFUP-50
	An article-related China RoHS declaration table can be found in the download area for the respective article under "Manufacturer declaration". For all articles with EFUP-E, no China RoHS declaration table issued and required.

EU REACH SVHC

REACH candidate substance (CAS No.)	Lead(CAS: 7439-92-1)
SCIP	57a66da0-cb20-41b7-89ee-65cfdeb91614

Phoenix Contact 2026 © - all rights reserved

<https://www.phoenixcontact.com>

Phoenix Contact USA
586 Fulling Mill Road
Middletown, PA 17057, United States
(+717) 944-1300
info@phoenixcon.com