

ELR W3/ 9-400 - Reversing load relay



2964173

<https://www.phoenixcontact.com/us/products/2964173>

Please be informed that the data shown in this PDF document is generated from our online catalog. Please find the complete data in the user documentation. Our general terms of use for downloads are valid.



Electronic reversing load relay, for direct driving of equipment in the 3-phase network, with light indicator and protection circuit, output: 110-440 V AC/3 x 9 A

Your advantages

- High switching frequency
- Noise and wear-free switching up to 500 V AC/9 A
- Protective circuit in input and output
- LEDs for forward and reverse running, operating voltage, and impermissible control

Commercial data

Item number	2964173
Packing unit	1 pc
Note	Made to order (non-returnable)
Sales key	C472
Product key	DK7222
GTIN	4017918099381
Weight per piece (including packing)	776.9 g
Weight per piece (excluding packing)	651.12 g
Customs tariff number	85364900
Country of origin	DE

ELR W3/ 9-400 - Reversing load relay



2964173

<https://www.phoenixcontact.com/us/products/2964173>

Technical data

Product properties

Product type	Solid-state contactor
Operating mode	100% operating factor

Insulation characteristics: Air clearances and creepage distances between the power circuits

Insulation	Basic insulation
------------	------------------

Electrical properties

Number of phases	3
Maximum power dissipation for nominal condition	13.5 W
Mains type	3-phase
Test voltage (Input/output)	2.5 kV (50 Hz, 60 s)
Reversing frequency	≤ 10 Hz (at $\cos \varphi = 0.5$)

Input data

Control

Input name	Control input right/left
Quiescent current	40 mA
Rated actuating voltage U_C	24 V DC
Triggering voltage range	19.2 V DC ... 30 V DC
Voltage range with reference to U_C	0.8 ... 1.25
	0.8 ... 1.25
Rated actuating current I_C	7.5 mA
Reaction time in normal load operation	50 ms
	50 ms
Protective circuit	Reverse polarity protection; Polarity protection diode
	Surge protection
Operating voltage display	Green LED
Error indication	Red LED
Status display	LED (yellow)
Switch-over frequency	< 10 Hz (at $\cos \varphi > 0.5$)
Switchover time R_L/L_L (turn-on time)	20 ms

Output data

AC output

Rated operating voltage U_e	400 V AC
Operating voltage range	110 V AC ... 440 V AC
Peak offstate voltage	1000 V
Mains frequency	50 Hz
	60 Hz
Load current	9 A (see derating curve)

ELR W3/ 9-400 - Reversing load relay



2964173

<https://www.phoenixcontact.com/us/products/2964173>

Load current range	150 mA
Leakage current	typ. 7 mA
Residual voltage	typ. 1.5 V
Surge current	230 A (tp = 10 ms, at 25 °C)
Max. load value	265 A ² s
Protective circuit	RC element; RC element Surge protection
Surge voltage protection	> 750 V

Connection data

Control circuits

Connection method	Screw connection
Stripping length	8 mm
Screw thread	M3
Conductor cross-section rigid	0.2 mm ² ... 6 mm ²
Conductor cross-section flexible	0.2 mm ² ... 4 mm ²
Conductor cross-section AWG	24 ... 10

Load circuit

Connection method	Screw connection
Stripping length	8 mm
Screw thread	M3
Conductor cross-section rigid	0.2 mm ² ... 6 mm ²
Conductor cross-section flexible	0.2 mm ² ... 4 mm ²
Conductor cross-section AWG	24 ... 10

Dimensions

Width	62 mm
Height	84 mm
Depth	110 mm

Material specifications

Color	green (RAL 6021)
-------	------------------

Environmental and real-life conditions

Ambient conditions

Degree of protection	IP20
Ambient temperature (operation)	-20 °C ... 60 °C
Ambient temperature (storage/transport)	-20 °C ... 70 °C

Standards and regulations

Air clearances and creepage distances between the power circuits

Standards/regulations	EN 50178
-----------------------	----------

ELR W3/ 9-400 - Reversing load relay



2964173

<https://www.phoenixcontact.com/us/products/2964173>

EMC regulations

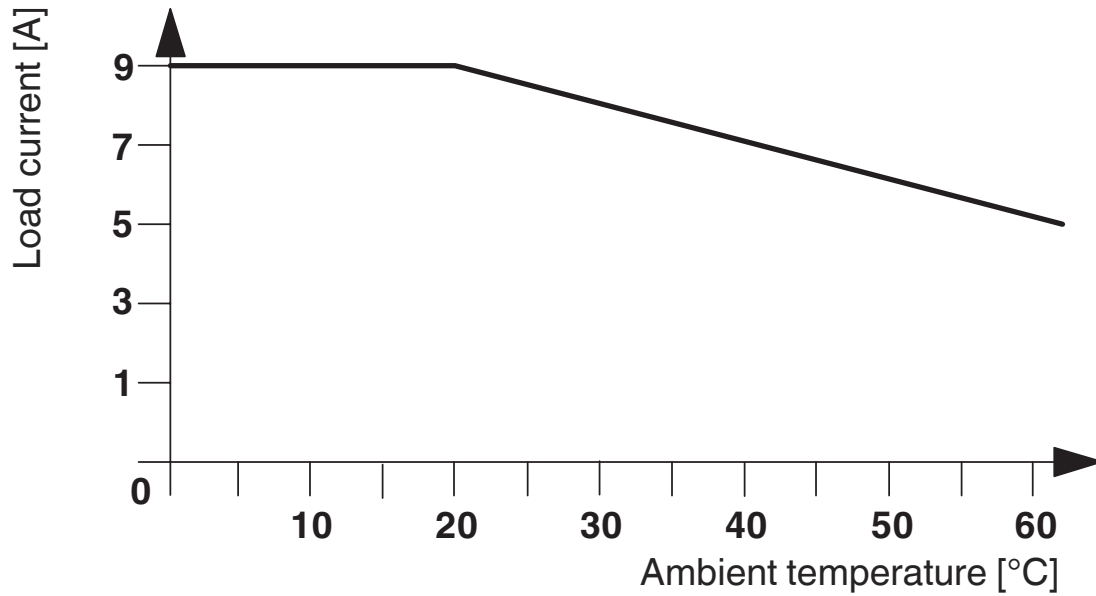
Standards/regulations	EN 61000-6-2
	EN 61000-6-4

Mounting

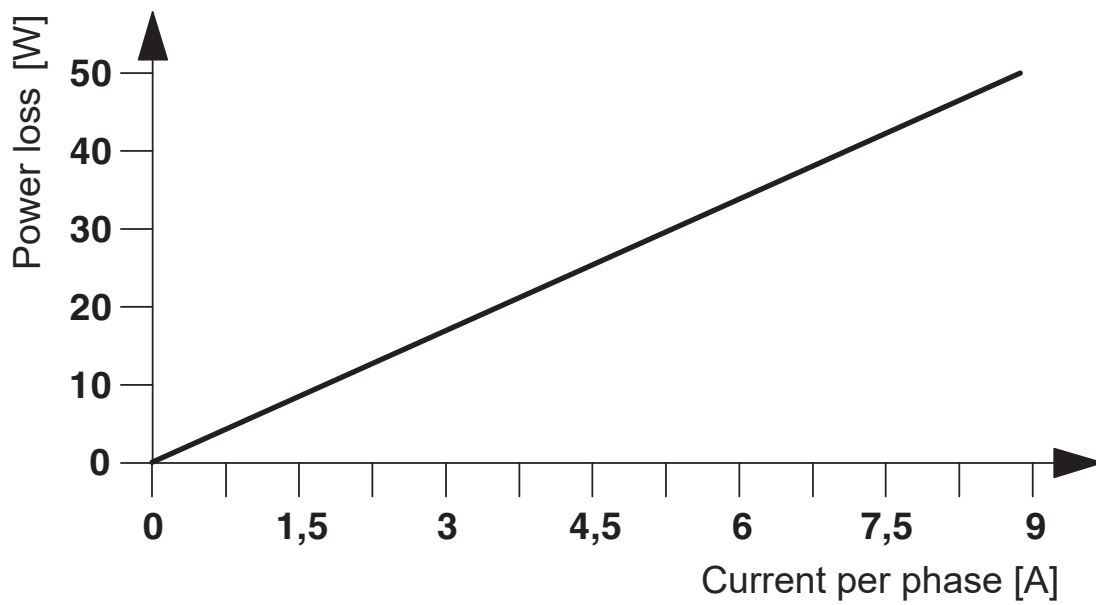
Mounting type	DIN rail mounting
Assembly note	can be aligned with spacing > 20 mm
Mounting position	Vertical (horizontal DIN rail)

Drawings

Diagram



Diagram

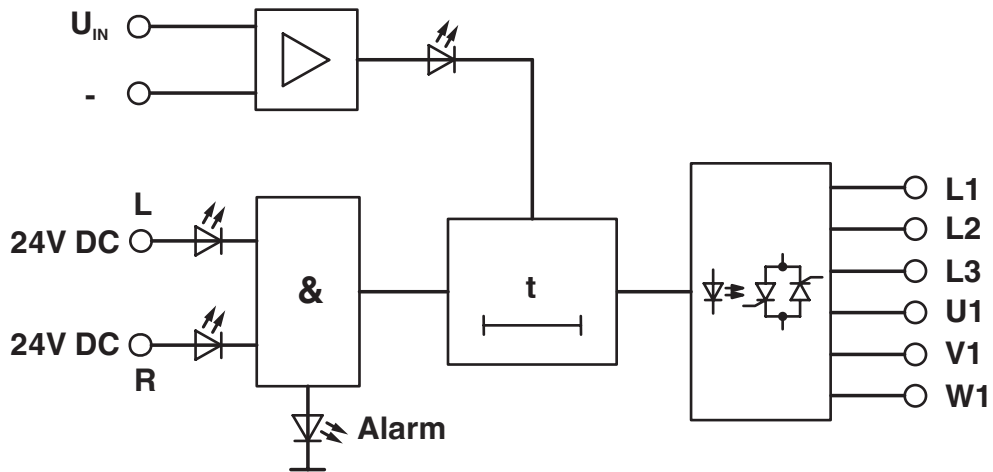


ELR W3/ 9-400 - Reversing load relay

2964173

<https://www.phoenixcontact.com/us/products/2964173>

Block diagram



ELR W3/ 9-400 - Reversing load relay



2964173

<https://www.phoenixcontact.com/us/products/2964173>

Classifications

UNSPSC

UNSPSC 21.0	39122300
-------------	----------

ELR W3/ 9-400 - Reversing load relay



2964173

<https://www.phoenixcontact.com/us/products/2964173>

Environmental product compliance

EU RoHS

Fulfills EU RoHS substance requirements	Yes
Exemption	7(a), 7(c)-I

China RoHS

Environment friendly use period (EFUP)	EFUP-50
	An article-related China RoHS declaration table can be found in the download area for the respective article under "Manufacturer declaration". For all articles with EFUP-E, no China RoHS declaration table issued and required.

EU REACH SVHC

REACH candidate substance (CAS No.)	Lead(CAS: 7439-92-1)
-------------------------------------	----------------------

Phoenix Contact 2026 © - all rights reserved
<https://www.phoenixcontact.com>

Phoenix Contact USA
586 Fulling Mill Road
Middletown, PA 17057, United States
(+717) 944-1300
info@phoenixcon.com