

REL-MR- 12DC/21HC AU - Single relay



2961532

<https://www.phoenixcontact.com/us/products/2961532>

Please be informed that the data shown in this PDF document is generated from our online catalog. Please find the complete data in the user documentation. Our general terms of use for downloads are valid.



Plug-in miniature power relay, with multi-layer gold contact for high continuous currents, 1 changeover contact, input voltage 12 V DC

Your advantages

- RT III-proof (wash-proof)
- Switching current of up to 16 A

Commercial data

Item number	2961532
Packing unit	10 pc
Minimum order quantity	10 pc
Sales key	C460
Product key	DK6932
GTIN	4017918937935
Weight per piece (including packing)	16.5 g
Weight per piece (excluding packing)	15.67 g
Customs tariff number	85364900
Country of origin	AT

Technical data

Product properties

Product type	Single relay
Operating mode	100% operating factor
Mechanical service life	3x 10 ⁷ cycles

Insulation characteristics

Overvoltage category	III
Pollution degree	3

Data management status

Date of last data management	05.09.2025
------------------------------	------------

Electrical properties

Service life electrical	see diagram
Maximum power dissipation for nominal condition	0.4 W
Test voltage (Winding/contact)	5 kV AC (50 Hz, 1 min., winding/contact)

Input data

Coil side

Nominal input voltage U _N	12 V DC
Input voltage range	7.8 V DC ... 28.8 V DC
Drive and function	monostable
Drive (polarity)	non-polarized
Typical input current at U _N	33 mA
Typical response time	7 ms
Typical release time	3 ms
Coil resistance	360 Ω ±10 % (at 20 °C)

Output data

Switching

Contact switching type	1 changeover contact
Type of switch contact	Single contact
Contact material	AgNi, hard gold-plated
Maximum switching voltage	30 V AC
	36 V DC
Minimum switching voltage	100 mV (at 10 mA)
Limiting continuous current	50 mA
Maximum inrush current	50 mA
Min. switching current	1 mA (at 24 V)
Interrupting rating (ohmic load) max.	1.2 W (at 24 V DC)
Switching capacity	2 A (at 24 V, AC15)

REL-MR- 12DC/21HC AU - Single relay



2961532

<https://www.phoenixcontact.com/us/products/2961532>

Switching: when the gold layer is destroyed

Note	the following values are applicable if a gold layer is destroyed
Contact material	AgNi
Maximum switching voltage	250 V AC/DC
Minimum switching voltage	12 V (at 10 mA)
Limiting continuous current	16 A
Maximum inrush current	15 A (300 ms)
Min. switching current	10 mA (at 12 V)
Interrupting rating (ohmic load) max.	384 W (at 24 V DC)
	58 W (at 48 V DC)
	48 W (at 60 V DC)
	50 W (at 110 V DC)
	80 W (at 220 V DC)
	4000 VA (for 250 V AC)
Switching capacity	2 A (at 24 V, DC13)
	0.2 A (at 110 V, DC13)
	0.2 A (at 250 V, DC13)
	2 A (at 24 V, AC15)
	2 A (at 120 V, AC15)
	2 A (at 250 V, AC15)

Connection data

Connection method	Plug / solder connection
-------------------	--------------------------

Dimensions

Dimensional drawing	
Width	12.7 mm
Height	29 mm
Depth	15.7 mm

Material specifications

Color	white (RAL 9010)
-------	------------------

Environmental and real-life conditions

Ambient conditions

REL-MR- 12DC/21HC AU - Single relay



2961532

<https://www.phoenixcontact.com/us/products/2961532>

Ambient temperature (operation)	-40 °C ... 85 °C
Ambient temperature (storage/transport)	-40 °C ... 85 °C

Approvals

Corrosive gas test

Identification	ISA-S71.04. G3 Harsh Group
	EN 60068-2-60

Standards and regulations

Standards/regulations	IEC 60664
	EN 50178
	EN 61810-1

Mounting

Assembly note	Can be aligned without spacing (> 70 °C ≥ 2.5 mm)
Mounting position	any

REL-MR- 12DC/21HC AU - Single relay

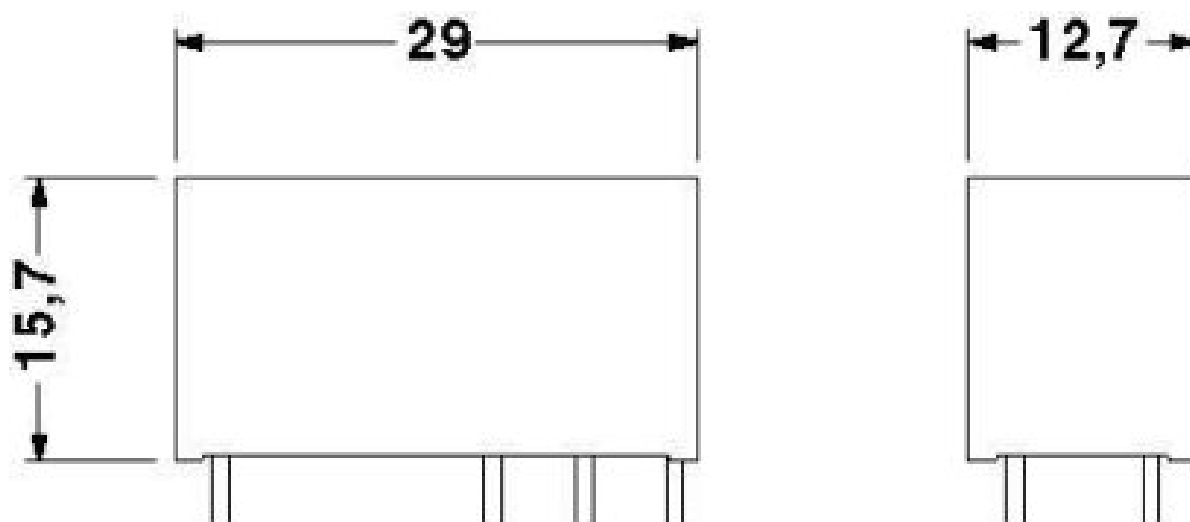
2961532

<https://www.phoenixcontact.com/us/products/2961532>



Drawings

Dimensional drawing



Diagram



- ① DC coils
- ② AC coils

Operating voltage range



Interrupting rating

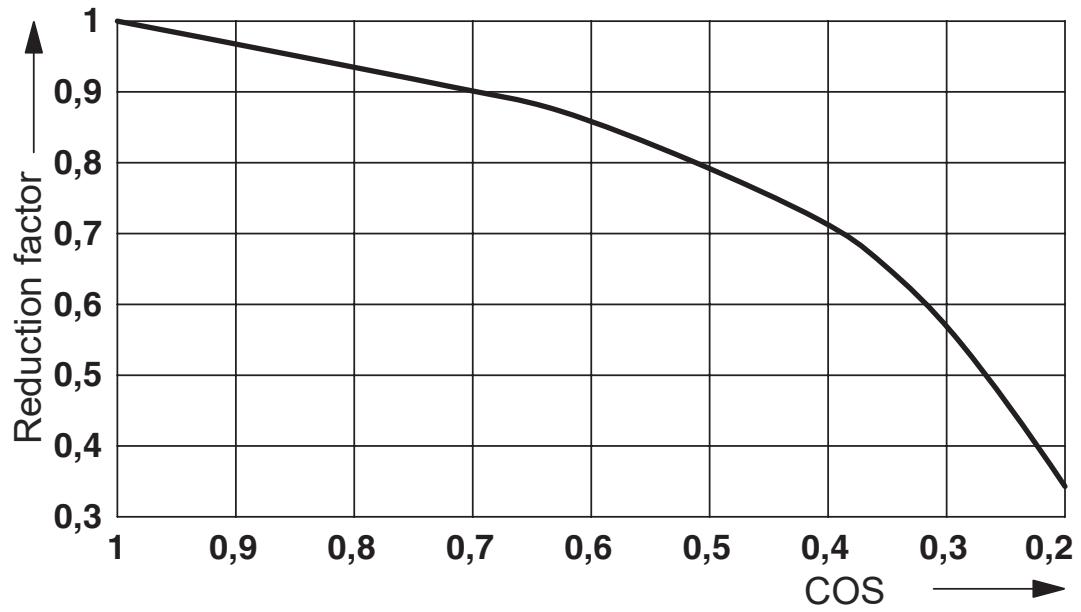
Diagram



- ① 250 V AC, ohmic load (DC coils)
- ② 250 V AC, ohmic load (AC coils)

Electrical service life

Diagram



Service life reduction factor with various cos phi

Diagram



Permissible humidity for operation and storage.

The maximum permissible ambient temperature as specified in the data sheet must be observed.

Area A: Ice buildup at ambient temperatures $\leq 0^\circ\text{C}$ must be prevented

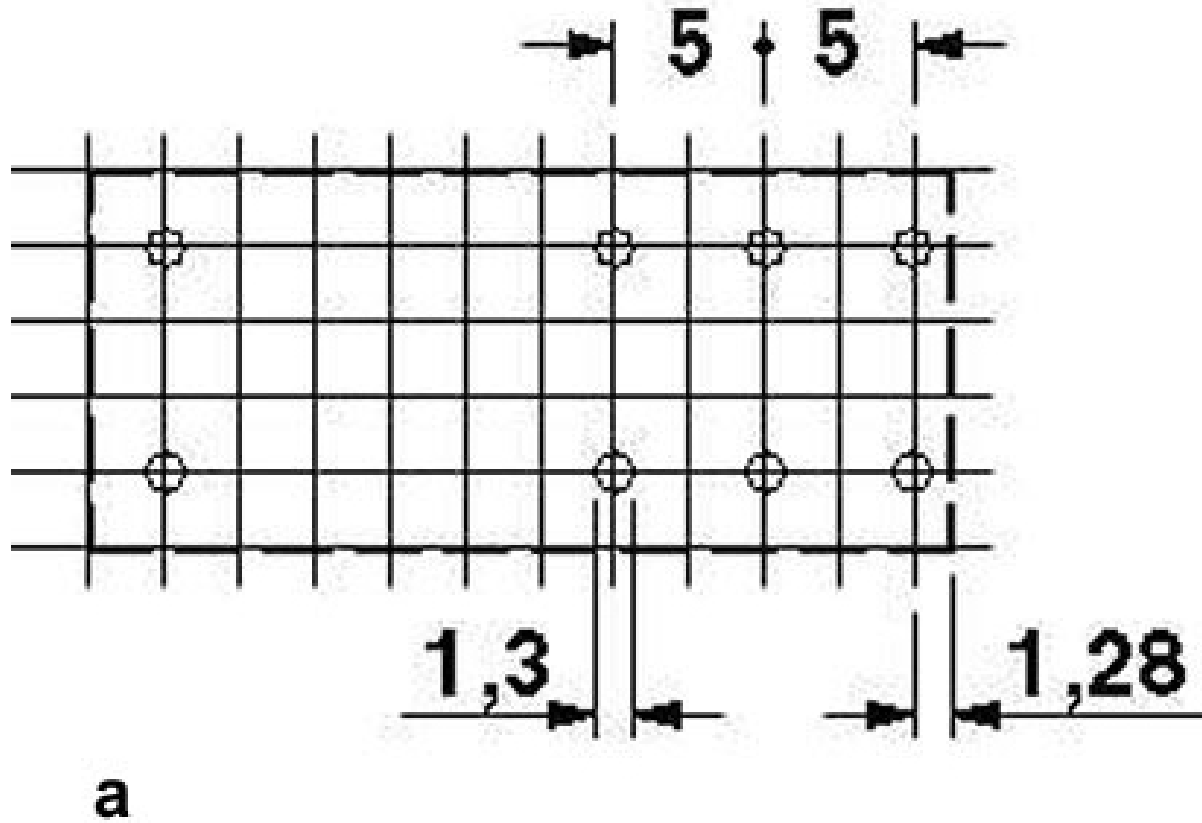
Area B: Condensation at ambient temperatures $> 0^\circ\text{C}$ must be prevented

On 30 full days that are naturally distributed across an entire year, a humidity level of 95% is permissible at an ambient temperature $\leq 25^\circ\text{C}$.

Circuit diagram



Drilling plan/solder pad geometry



a = pitch division 2.5 mm

REL-MR- 12DC/21HC AU - Single relay



2961532

<https://www.phoenixcontact.com/us/products/2961532>

Classifications

ECLASS

ECLASS-13.0

27371601

ETIM

ETIM 9.0

EC001437

UNSPSC

UNSPSC 21.0

39122300

REL-MR- 12DC/21HC AU - Single relay



2961532

<https://www.phoenixcontact.com/us/products/2961532>

Environmental product compliance

EU RoHS

Fulfills EU RoHS substance requirements	Yes, No exemptions
---	--------------------

China RoHS

Environment friendly use period (EFUP)	EFUP-E
	No hazardous substances above the limits

EU REACH SVHC

REACH candidate substance (CAS No.)	No substance above 0.1 wt%
-------------------------------------	----------------------------

Phoenix Contact 2026 © - all rights reserved
<https://www.phoenixcontact.com>

Phoenix Contact USA
586 Fulling Mill Road
Middletown, PA 17057, United States
(+717) 944-1300
info@phoenixcon.com