

QUINT-PS-100-240AC/48DC/10 - Power supply



2938248

<https://www.phoenixcontact.com/us/products/2938248>

Please be informed that the data shown in this PDF document is generated from our online catalog. Please find the complete data in the user documentation. Our general terms of use for downloads are valid.

DIN rail power supply unit, primary-switched mode, 1-phase, output: 48 V DC / 10 A



Product description

QUINT POWER 48 DC is a universal power supply unit of 240 W ... 960 W. In case of a regulated and adjustable output voltage of 30 V DC ... 56 V DC, output currents of 5 A, 10 A and 20 A are available.

The devices are built as primary switched-mode controllers and have a high degree of efficiency, due to which the heat loss is limited to a minimum. The high operational safety is guaranteed reliably in unstable global networks as well. QUINT POWER also functions in applications where static voltage dips, transient failures of the supply voltage unit or phase failure are to be expected.

Generously dimensioned capacitors guarantee a mains buffering of more than 20 ms under full load. All three-phase QUINT POWER provide full output power, even in the event of a long-term phase failure.

A reliable starting of complex loads is ensured by a power reserve of up to 50% – the POWER BOOST.

A preventive function monitoring diagnoses improper operating states and minimizes downtimes in your system. For remote monitoring of this state, an active transistor switching output and a floating relay contact are available.

Commercial data

Item number	2938248
Packing unit	1 pc
Note	Made to order (non-returnable)
Sales key	CM11
Product key	CMPP14
GTIN	4046356013178
Weight per piece (including packing)	3,033 g
Weight per piece (excluding packing)	2,500 g
Customs tariff number	85044030
Country of origin	TH

Technical data

Input data

AC operation

Nominal input voltage range	100 V AC ... 240 V AC
Input voltage range	85 V AC ... 264 V AC 90 V DC ... 350 V DC
Input voltage range AC	85 V AC ... 264 V AC
Input voltage range DC	90 V DC ... 350 V DC
Voltage type of supply voltage	AC/DC
Inrush current	< 15 A (3.2 A ² s)
Inrush current integral (I ² t)	3.2 A ² s
AC frequency range	45 Hz ... 65 Hz
Frequency range DC	0 Hz
Mains buffering time	> 30 ms (120 V AC) > 35 ms (230 V AC)
Current consumption	approx. 4.76 A (120 V AC) 2.3 A (230 V AC)
Nominal power consumption	524 W
Protective circuit	Transient surge protection; Varistor
Typical response time	< 1 s
Input fuse	12 A (slow-blow, internal)
Permissible backup fuse	B10 B16
Recommended breaker for input protection	10 A ... 16 A (Characteristics B, C, D, K)
Discharge current to PE	< 3.5 mA

Output data

Efficiency	> 90 %
Nominal output voltage	48 V DC ±1 %
Setting range of the output voltage (U _{Set})	30 V DC ... 56 V DC
Nominal output current (I _N)	10 A (up to 60 °C)
Output current limit	13 A (approx. I _{BOOST} , for short-circuit)
POWER BOOST (I _{Boost})	13 A
Derating	60 °C (2.5 %/K)
Feedback voltage resistance	60 V DC
Protection against overvoltage at the output (OVP)	≤ 60 V DC
Max. capacitive load	unlimited
Control deviation	< 1 % (change in load, static 10 % ... 90 %) < 5 % (change in load, dynamic 10 % ... 90 %) < 0.1 % (change in input voltage ±10 %)
Residual ripple	< 20 mV _{PP} (with nominal values)
Output power	480 W
Peak switching voltages nominal load	< 50 mV _{PP}

QUINT-PS-100-240AC/48DC/10 - Power supply



2938248

<https://www.phoenixcontact.com/us/products/2938248>

Maximum no-load power dissipation	< 5 W
Power loss nominal load max.	< 56 W
Rise time	< 2 ms (U_{OUT} (10 % ... 90 %))
Connection in parallel	yes, for redundancy and increased capacity
Connection in series	yes

Signal: DC OK active

Output description	$U_{OUT} > 0.9 \times U_N$: High signal
Maximum switching voltage	≤ 24 V
Output voltage	+ 24 V DC
Maximum inrush current	≤ 40 mA
Continuous load current	≤ 40 mA

Signal: DC OK floating

Output description	Relay contact, $U_{OUT} > 0.9 \times U_N$: Contact closed
Maximum switching voltage	≤ 30 V AC/DC
Maximum inrush current	≤ 1 A
Continuous load current	≤ 1 A

Connection data

Input

Connection method	Screw connection
Conductor cross-section, rigid min.	0.2 mm ²
Conductor cross-section, rigid max.	6 mm ²
Conductor cross-section flexible min.	0.2 mm ²
Conductor cross-section flexible max.	4 mm ²
Conductor cross-section AWG min.	24
Conductor cross-section AWG max.	10
Stripping length	7 mm
Screw thread	M3
Tightening torque, min	0.5 Nm
Tightening torque max	0.6 Nm

Output

Connection method	Screw connection
Conductor cross-section, rigid min.	0.5 mm ²
Conductor cross-section, rigid max.	16 mm ²
Conductor cross-section flexible min.	0.5 mm ²
Conductor cross-section flexible max.	10 mm ²
Conductor cross-section AWG min.	20
Conductor cross-section AWG max.	6
Stripping length	7 mm
Screw thread	M4
Tightening torque, min	1.2 Nm
Tightening torque max	1.5 Nm

QUINT-PS-100-240AC/48DC/10 - Power supply



2938248

<https://www.phoenixcontact.com/us/products/2938248>

Signal

Conductor cross-section, rigid min.	0.5 mm ²
Conductor cross-section, rigid max.	16 mm ²
Conductor cross-section flexible min.	0.5 mm ²
Conductor cross-section flexible max.	10 mm ²
Conductor cross-section AWG min.	20
Conductor cross-section AWG max.	6
Screw thread	M4
Tightening torque, min	1.2 Nm
Tightening torque max	1.5 Nm

Signaling

Types of signaling	LED
	Active switching output
	Relay contact

Signal output: DC OK active

Status display	"DC OK" LED green
Note on status display	$U_{OUT} < 0.9 \times U_N$: LED flashing

Signal output: DC OK floating

Status display	"DC OK" LED green
Note on status display	$U_{OUT} < 0.9 \times U_N$: LED flashing

Electrical properties

Number of phases	1
Insulation voltage input/output	4 kV AC (type test)
	2 kV AC (routine test)
Insulation voltage output / PE	500 V DC (routine test)
Insulation voltage input / PE	3.5 kV AC (type test)
	2 kV AC (routine test)

Product properties

Product type	Power supply
Product family	QUINT POWER
MTBF (IEC 61709, SN 29500)	> 500000 h

Insulation characteristics

Protection class	I (with PE connection)
Overvoltage category (EN 62477-1)	III
Degree of pollution	2

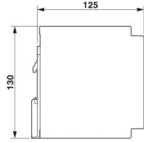
Dimensions

QUINT-PS-100-240AC/48DC/10 - Power supply



2938248

<https://www.phoenixcontact.com/us/products/2938248>

Dimensional drawing	
Width	157 mm
Height	130 mm
Depth	125 mm

Alternative assembly

Width	122 mm
Height	130 mm
Depth	160 mm

Mounting

Mounting type	DIN rail mounting
Assembly note	alignable: horizontally 0 mm, vertically 50 mm
Mounting position	horizontal DIN rail NS 35, EN 60715

Material specifications

Housing material	Metal
Type of housing	AluNox (AlMg1)

Environmental and real-life conditions

Ambient conditions

Degree of protection	IP20
Ambient temperature (operation)	-25 °C ... 70 °C (> 60 °C Derating: 2,5 %/K)
Ambient temperature (storage/transport)	-40 °C ... 85 °C
Climatic class	3K3 (in acc. with EN 60721)
Max. permissible relative humidity (operation)	95 % (at 25 °C, non-condensing)
Shock	18 ms, 30g, in each space direction (according to IEC 60068-2-27)
Vibration (operation)	< 15 Hz, amplitude ± 2.5 mm (according to IEC 60068-2-6) 15 Hz ... 150 Hz, 2.3g, 90 min.

Standards and regulations

Standard – Electronic equipment for use in electrical power installations and their assembly into electrical power installations	EN 50178/VDE 0160 (PELV)
Standard – Limitation of mains harmonic currents	EN 61000-3-2
Standard - Electrical safety	EN 60950-1/VDE 0805 (SELV) EN 61558-2-17
Standard - Equipment safety	GS (tested safety)
Standard – Protection against shock currents, basic requirements for protective separation in electrical equipment	EN 50178
Standard – Safety extra-low voltage	EN 60950-1 (SELV)

QUINT-PS-100-240AC/48DC/10 - Power supply



2938248

<https://www.phoenixcontact.com/us/products/2938248>

	EN 60204 (PELV)
Standard - Safe isolation	DIN VDE 0100-410
Standard - Safety of transformers	EN 61558-2-17

Approvals

Shipbuilding approval	DNV GL (EMC A), ABS
UL approvals	UL/C-UL listed UL 508
	UL/C-UL Recognized UL 60950-1

EMC data

Electromagnetic compatibility	Conformance with EMC Directive 2014/30/EU
Low Voltage Directive	Conformance with Low Voltage Directive 2014/35/EC
EMC requirements for noise emission	EN 61000-6-3
	EN 61000-6-4
EMC requirements for noise immunity	EN 61000-6-1
	EN 61000-6-2

Electrostatic discharge

Standards/regulations	EN 61000-4-2
Housing	Level 4

Electrostatic discharge

Contact discharge	8 kV
Discharge in air	15 kV
Comments	Criterion B

Electromagnetic HF field

Standards/regulations	EN 61000-4-3
-----------------------	--------------

Electromagnetic HF field

Frequency range	80 MHz ... 1 GHz
Test field strength	10 V/m
Comments	Criterion A

Fast transients (burst)

Standards/regulations	EN 61000-4-4
-----------------------	--------------

Fast transients (burst)

Input	4 kV (level 4 - asymmetrical: conductor to ground)
Output	2 kV (level 3 - asymmetrical: conductor to ground)
Signal	1 kV (level 1 - asymmetrical: conductor to ground)
Comments	Criterion B

Surge voltage load (surge)

Standards/regulations	EN 61000-4-5
-----------------------	--------------

Surge voltage load (surge)

Input	4 kV (inst. class 4 - asymmetrical: conductor to ground)
-------	--

QUINT-PS-100-240AC/48DC/10 - Power supply



2938248

<https://www.phoenixcontact.com/us/products/2938248>

	2 kV (inst. class 4 -symmetrical: conductor to conductor)
Output	0.5 kV (level 1 - asymmetrical: conductor to ground)
	0.5 kV (level 1 - symmetrical: conductor to conductor)
Signal	1 kV (level 2 - asymmetrical: conductor to ground)
Comments	Criterion B

Conducted interference

Standards/regulations	EN 61000-4-6
-----------------------	--------------

Conducted interference

Input/output/signal	Level 3 - asymmetrical
Frequency range	0.15 MHz ... 80 MHz
Comments	Criterion A
Voltage	10 V

Voltage dips

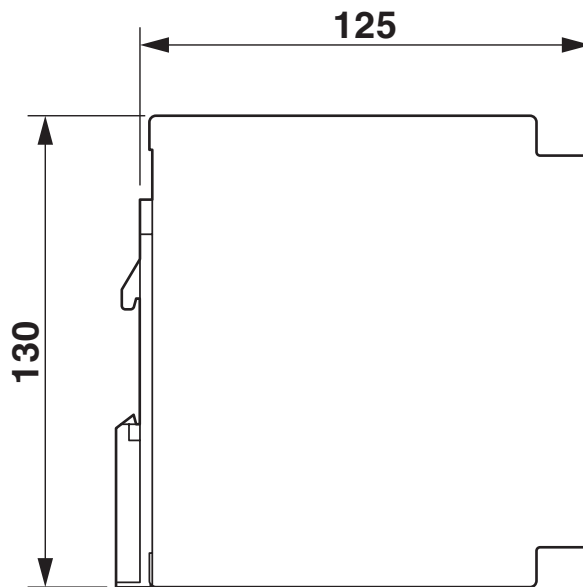
Standards/regulations	EN 61000-4-11
-----------------------	---------------

Emitted interference

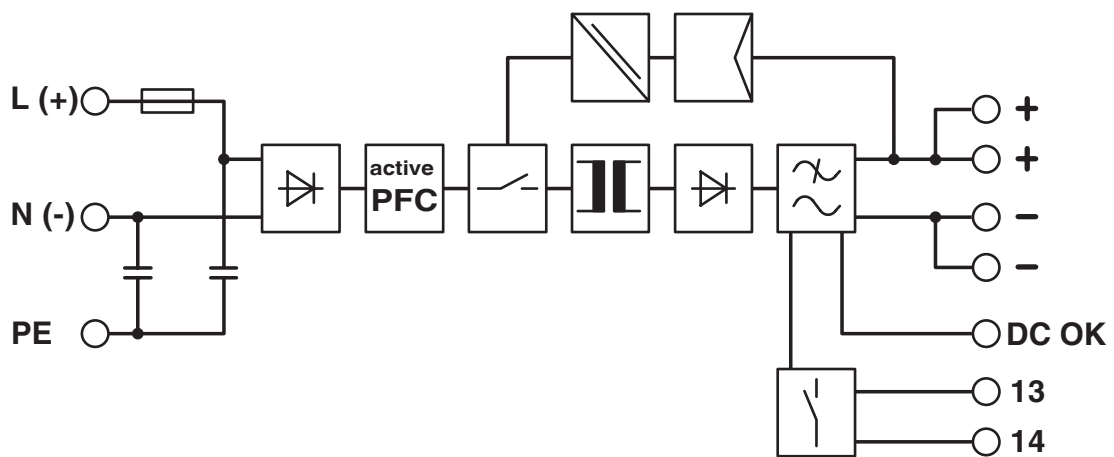
Standards/regulations	EN 61000-6-3
Radio interference voltage in acc. with EN 55011	EN 55011 (EN 55022) Class B, area of application: Industry and residential
Emitted radio interference in acc. with EN 55011	EN 55011 (EN 55022) Class B, area of application: Industry and residential

Drawings

Dimensional drawing



Block diagram



2938248

<https://www.phoenixcontact.com/us/products/2938248>

Environmental product compliance

EU RoHS

Fulfills EU RoHS substance requirements	Yes
Exemption	6(c), 7(a), 7(c)-I

China RoHS

Environment friendly use period (EFUP)	EFUP-25
	An article-related China RoHS declaration table can be found in the download area for the respective article under "Manufacturer declaration". For all articles with EFUP-E, no China RoHS declaration table issued and required.

EU REACH SVHC

REACH candidate substance (CAS No.)	Lead(CAS: 7439-92-1)
-------------------------------------	----------------------

Phoenix Contact 2026 © - all rights reserved
<https://www.phoenixcontact.com>

Phoenix Contact USA
586 Fulling Mill Road
Middletown, PA 17057, United States
(+717) 944-1300
info@phoenixcon.com