

PTCB E1 24DC/2A NO - Electronic circuit breaker




2909903

<https://www.phoenixcontact.com/us/products/2909903>

Please be informed that the data shown in this PDF document is generated from our online catalog. Please find the complete data in the user documentation. Our general terms of use for downloads are valid.

1-channel, electronic circuit breaker for protecting loads at 24 V DC against overload and short circuit. Easy potential distribution with components from the CLIPLINE complete terminal block system. With fixed nominal current. For installation on DIN rails.



Your advantages

- Simple application setup due to bridging option to CLIPLINE complete terminal block system
- More space in the control cabinet: narrowest protection on just 6 mm width
- Individual setup for suitable protection, exactly according to your requirements
- Optimum protection for cables and sensors as well as NEC Class 2 circuits by means of an additional internal output fuse

Commercial data

| | |
|--------------------------------------|---------------|
| Item number | 2909903 |
| Packing unit | 1 pc |
| Minimum order quantity | 1 pc |
| Sales key | CL10 |
| Product key | CLA135 |
| GTIN | 4055626408712 |
| Weight per piece (including packing) | 34.7 g |
| Weight per piece (excluding packing) | 27.58 g |
| Customs tariff number | 85363010 |
| Country of origin | US |

Technical data

Notes

General

| Note | |
|------|---|
| | EN 50121-3-2: Railway applications - Electromagnetic compatibility - Part 3-2: Rolling stock – Apparatus |
| | Connection for signal line tested in accordance with EN 61000-4-4 with 1 kV; if necessary, customer must provide appropriate protective measures |
| | Repeated hard short circuits can reduce the melting integral of the integrated backup fuse. |
| | Always connect the negative pole to terminal IN- to ensure the internal power supply. Return currents from the loads must not be fed back to the power supply via IN- of the circuit breaker. |

Product properties

| | |
|---------------------|----------------------------|
| Product type | Device circuit breakers |
| Product family | PTCB |
| Type | DIN rail module, one-piece |
| Number of positions | 1 |
| No. of channels | 1 |

Insulation characteristics

| | |
|------------------|-----|
| Protection class | III |
| Pollution degree | 2 |

Electrical properties

General

| | |
|----------------------------------|---|
| Operating voltage | 18 V DC ... 30 V DC |
| Rated voltage | 24 V DC |
| Rated current I_N | 24 A (Total current input) |
| | 2 A (Rated current output) |
| Rated current (pre-adjusted) | 2 A |
| Rated surge voltage | 0.5 kV |
| Tripping method | E (electronic) |
| Feedback resistance | max. 35 V DC |
| Required backup fuse | Only required if I_{max} of the power supply > the short-circuit switching capacity. Integrated failsafe element. |
| Short-circuit switching capacity | 300 A |
| Dielectric strength | max. 35 V DC (Load circuit) |
| Fuse | electronic |
| Efficiency | > 99 % |
| Closed circuit current I_0 | typ. 12 mA |
| Power dissipation | typ. 0.3 W (No-load operation) |
| | < 0.8 W (Nominal operation) |

PTCB E1 24DC/2A NO - Electronic circuit breaker



2909903

<https://www.phoenixcontact.com/us/products/2909903>

| | |
|--|--|
| Module initialization time | < 0.55 s |
| Waiting time after switch off of a channel | 5 s (at overload / short circuit) |
| Measuring tolerance I | ± 15 % |
| Temperature derating | 21 A (Total current at 60°C) 24 A (Total current at 50°C) 2 A (Channel current at 60°C) 2 A (Channel current at 50°C) |
| MTBF (IEC 61709, SN 29500) | 28571428 h (at 25 °C with 21 % load) 14084507 h (at 40°C with 34.25% load) 2053388 h (at 60°C with 100% load) |
| Voltage drop | 0.06 V (at 2 A) |
| Fail-safe element | 4 A DC |
| Contact switching type | without electrical isolation |

Load circuit

| | |
|-------------------------|--|
| Shutdown time | ≤ 10 ms (for short circuit > 2.0 x I _N) 1 s (1.2 ... 2.0 x I _N) |
| Undervoltage switch-off | ≤ 17.8 V DC (active) ≥ 18.8 V DC (inactive) |
| Overvoltage switch-off | ≥ 30.5 V DC (active) ≤ 29.5 V DC (inactive) |
| Max. capacitive load | 14000 µF (Depending on the available short-circuit current) |

Indicator/remote signaling

| | |
|--------------------|---------------------------|
| Connection name | Remote indication circuit |
| Switching function | N/O contact |
| Operating voltage | 0 V DC ... 30 V DC |
| Operating current | 100 mA DC |

Connection data

Main circuit IN+

| | |
|---|---|
| Connection method | Push-in connection |
| Stripping length | 8 mm |
| Conductor cross-section flexible | 0.2 mm ² ... 2.5 mm ² |
| Conductor cross-section rigid | 0.2 mm ² ... 4 mm ² |
| Conductor cross-section AWG | 24 ... 12 |
| Conductor cross-section, flexible, with ferrule, with plastic sleeve | 0.2 mm ² ... 2.5 mm ² |
| Conductor cross-section, flexible, with ferrule, without plastic sleeve | 0.2 mm ² ... 2.5 mm ² |

Main circuit IN-

| | |
|----------------------------------|---|
| Connection method | Push-in connection |
| Stripping length | 8 mm |
| Conductor cross-section flexible | 0.2 mm ² ... 2.5 mm ² |
| Conductor cross-section rigid | 0.2 mm ² ... 4 mm ² |

PTCB E1 24DC/2A NO - Electronic circuit breaker



2909903

<https://www.phoenixcontact.com/us/products/2909903>

| | |
|---|---|
| Conductor cross-section AWG | 24 ... 12 |
| Conductor cross-section, flexible, with ferrule, with plastic sleeve | 0.2 mm ² ... 2.5 mm ² |
| Conductor cross-section, flexible, with ferrule, without plastic sleeve | 0.2 mm ² ... 2.5 mm ² |

Main circuit OUT

| | |
|---|---|
| Connection method | Push-in connection |
| Stripping length | 8 mm |
| Conductor cross-section flexible | 0.2 mm ² ... 2.5 mm ² |
| Conductor cross-section rigid | 0.2 mm ² ... 4 mm ² |
| Conductor cross-section AWG | 24 ... 12 |
| Conductor cross-section, flexible, with ferrule, with plastic sleeve | 0.2 mm ² ... 2.5 mm ² |
| Conductor cross-section, flexible, with ferrule, without plastic sleeve | 0.2 mm ² ... 2.5 mm ² |

Remote indication circuit

| | |
|---|---|
| Connection method | Push-in connection |
| Stripping length | 8 mm |
| Conductor cross-section flexible | 0.2 mm ² ... 2.5 mm ² |
| Conductor cross-section rigid | 0.2 mm ² ... 4 mm ² |
| Conductor cross-section AWG | 24 ... 14 |
| Conductor cross-section, flexible, with ferrule, with plastic sleeve | 0.2 mm ² ... 2.5 mm ² |
| Conductor cross-section, flexible, with ferrule, without plastic sleeve | 0.2 mm ² ... 2.5 mm ² |

Signaling

| | |
|--------------------|--|
| Channel LED off | off (Channel switched off) |
| Channel LED yellow | lit (Channel switched on, channel load > 80%) |
| | flashing (Programming mode active) |
| Channel LED green | lit (Channel switched on) |
| Channel LED red | lit (Channel switched off, over- or undervoltage active) |
| | ON temporarily (Channel switched off, 5 s cool-down phase, overload or short-circuit release) |
| | flashing (Channel switched off, ready to be switched back on, overload or short-circuit release) |
| | flashing quickly (Channel switched off, external voltage at the output, possible installation error) |

Dimensions

| | |
|---------------------|---------------------------------|
| Dimensional drawing | |
| Width | 6.2 mm |
| Height | 105.8 mm |
| Depth | 55.6 mm (incl. DIN rail 7.5 mm) |

2909903

<https://www.phoenixcontact.com/us/products/2909903>

Material specifications

| | |
|--|-----------------|
| Color | gray (RAL 7042) |
| Material | PBT |
| | PBT |
| Flammability rating according to UL 94 | V-0 |

Environmental and real-life conditions

Ambient conditions

| | |
|---|---|
| Degree of protection | IP20 |
| Ambient temperature (operation) | -30 °C ... 60 °C |
| Ambient temperature (storage/transport) | -40 °C ... 70 °C |
| Altitude | ≤ 3000 m up to 52 °C (amsl) |
| | ≤ 4000 m up to 46 °C (amsl) |
| Humidity test | 96 h, 95 % RH, 40 °C |
| Shock (operation) | 30g (IEC 60068-2-27, Test Ea) |
| Vibration (operation) | 10 Hz ... 59.6 Hz (Amplitude ±0.35 mm; in accordance with IEC 60068-2-6, Test Fc) |
| | 59.6 Hz ... 150 Hz (Acceleration 5g; in accordance with IEC 60068-2-6, Test Fc) |
| | 5 Hz ... 100 Hz (Resonance search 4g; resonance frequency 4g; 90 min in accordance with DNV GL Class B) |

Approvals

UL approval

| | |
|----------------|---|
| Identification | UL/C-UL Listed UL 508 |
| | UL Recognized UL 2367 |
| | NEC Class 2 according to UL 1310 |
| | UL/C-UL Listed ANSI/UL 121201 Class I, Division 2, Groups A, B, C, D; T4 (Hazardous Location) |

Shipbuilding approval

| | |
|----------------|--------|
| Identification | DNV GL |
|----------------|--------|

Corrosive gas test

| | |
|----------------|----------------------------------|
| Identification | ISA S71.04.2013 G3 Harsh Group A |
|----------------|----------------------------------|

Shipbuilding data

| | |
|-------------|---|
| Temperature | D |
| Humidity | B |
| Vibration | B |
| EMC | B |
| Enclosure | A |

Standards and regulations

| | |
|--------------------------|--------------|
| Standards/specifications | EN 61000-6-2 |
|--------------------------|--------------|

PTCB E1 24DC/2A NO - Electronic circuit breaker



2909903

<https://www.phoenixcontact.com/us/products/2909903>

| | |
|--------------------------|---|
| Note | EMC – Immunity for industrial areas |
| Standards/specifications | EN 61000-6-3 |
| Note | EMC – Emission for residential, business and commercial properties and small operations |
| Standards/specifications | EN 60068-2-78 |
| Note | Environmental influences – Moisture and heat, constant |
| Standards/specifications | EN 50178 |
| Note | Equipping power installations with electronic equipment |
| Standards/specifications | EN 60068-2-6 |
| Note | Environmental influences – Vibrations (sinusoidal) |
| Standards/specifications | EN 60068-2-27 |
| Note | Environmental influences – Shocks |
| Standards/specifications | EN 60068-2-30 |
| Note | Environmental influences – Part 2–30: Tests – Test Db: Damp heat, cyclical |
| Standards/specifications | EN 61373 |
| Note | Railway applications - Rolling stock equipment - Shock and vibration tests |
| Standards/specifications | EN 45545-2 |
| Note | Railway applications - Fire protection on railway vehicles - Part 2: Requirements for fire behavior of materials and components |

Mounting

| | |
|---------------|-----------------|
| Mounting type | DIN rail: 35 mm |
|---------------|-----------------|

PTCB E1 24DC/2A NO - Electronic circuit breaker

2909903

<https://www.phoenixcontact.com/us/products/2909903>



Drawings

Dimensional drawing



PTCB E1 24DC/2A NO - Electronic circuit breaker



2909903

<https://www.phoenixcontact.com/us/products/2909903>

Product drawing



Application drawing



PTCB E1 24DC/2A NO - Electronic circuit breaker

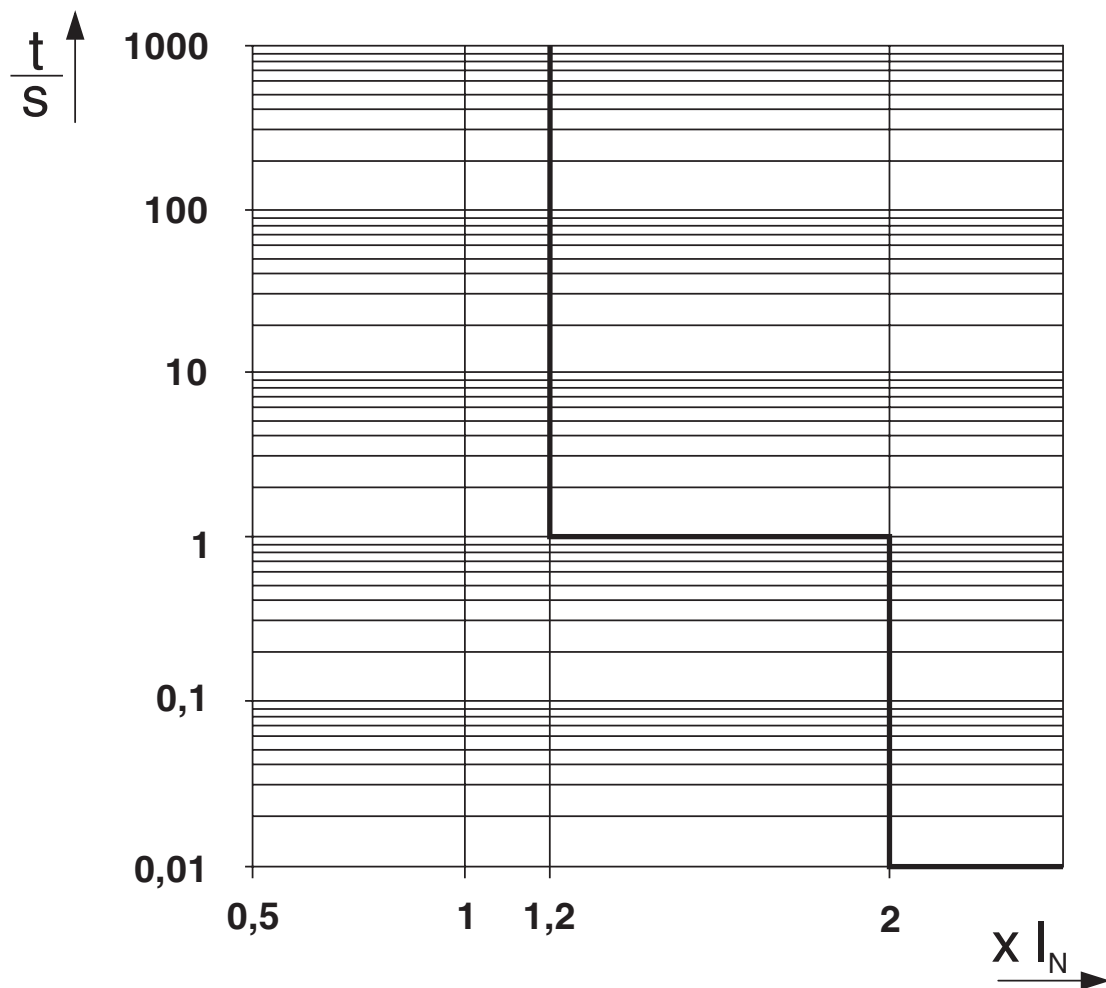
2909903

<https://www.phoenixcontact.com/us/products/2909903>

Application drawing



Diagram



Trigger characteristic in the DC range

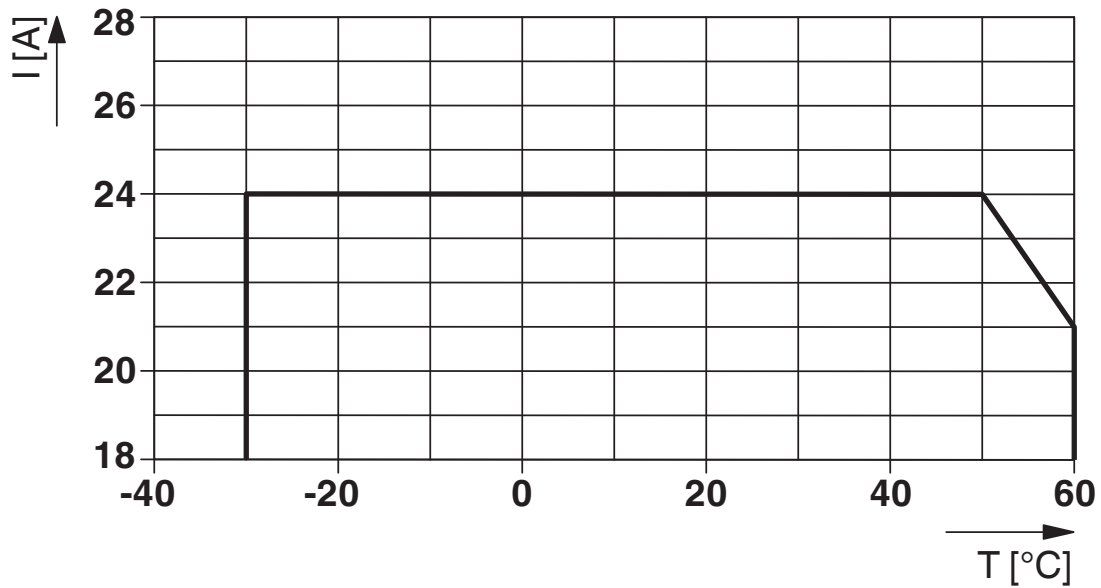
PTCB E1 24DC/2A NO - Electronic circuit breaker



2909903

<https://www.phoenixcontact.com/us/products/2909903>

Diagram



Total current input

Block diagram



PTCB E1 24DC/2A NO - Electronic circuit breaker



2909903

<https://www.phoenixcontact.com/us/products/2909903>

Approvals

To download certificates, visit the product detail page: <https://www.phoenixcontact.com/us/products/2909903>



UL Recognized

Approval ID: E317172-20170817



DNV GL

Approval ID: TAE00003UT



UL Listed

Approval ID: E123528-20170530



cUL Listed

Approval ID: E123528-20170530



UL Recognized

Approval ID: E324415-20201030



cUL Listed

Approval ID: E483407-20201030



UL Listed

Approval ID: E483407-20201030

PTCB E1 24DC/2A NO - Electronic circuit breaker



2909903

<https://www.phoenixcontact.com/us/products/2909903>

Classifications

ECLASS

| | |
|-------------|----------|
| ECLASS-13.0 | 27140401 |
| ECLASS-15.0 | 27140401 |

ETIM

| | |
|-----------|----------|
| ETIM 10.0 | EC003538 |
|-----------|----------|

UNSPSC

| | |
|-------------|----------|
| UNSPSC 21.0 | 39121400 |
|-------------|----------|

2909903

<https://www.phoenixcontact.com/us/products/2909903>

Environmental product compliance

EU RoHS

| | |
|---|--------------|
| Fulfills EU RoHS substance requirements | Yes |
| Exemption | 7(a), 7(c)-I |

China RoHS

| | |
|--|---|
| Environment friendly use period (EFUP) | EFUP-50 |
| | An article-related China RoHS declaration table can be found in the download area for the respective article under "Manufacturer declaration". For all articles with EFUP-E, no China RoHS declaration table issued and required. |

EU REACH SVHC

| | |
|-------------------------------------|--------------------------------------|
| REACH candidate substance (CAS No.) | Lead(CAS: 7439-92-1) |
| SCIP | ceb9b35a-58ec-4792-8d9e-e6278837d158 |

EF3.1 Climate Change

| | |
|---------|--------------|
| CO2e kg | 1.06 kg CO2e |
|---------|--------------|

Phoenix Contact 2026 © - all rights reserved
<https://www.phoenixcontact.com>

Phoenix Contact USA
 586 Fulling Mill Road
 Middletown, PA 17057, United States
 (+717) 944-1300
info@phoenixcon.com