

# PLC-RPT-24DC/21HC/EX - Relay module



2909532

<https://www.phoenixcontact.com/us/products/2909532>

Please be informed that the data shown in this PDF document is generated from our online catalog. Please find the complete data in the user documentation. Our general terms of use for downloads are valid.



PLC-INTERFACE, consisting of DIN-rail-mountable basic terminal block in 14 mm with Push-in connection and plug-in relay with 10 A power contact, 1 changeover contact, 24 V DC input voltage. Approved according to ATEX/IECEx (Zone 2) and Ex Zone Class I, Div. 2.

## Commercial data

Item number	2909532
Packing unit	10 pc
Minimum order quantity	10 pc
Sales key	C461
Product key	DK62BK
GTIN	4055626363691
Weight per piece (including packing)	75.05 g
Weight per piece (excluding packing)	66.03 g
Customs tariff number	85364190
Country of origin	DE

## Technical data

### Notes

#### Utilization restriction

EMC note	EMC: class A product, see manufacturer's declaration in the download area
----------	---

### Product properties

Product type	Relay Module
Product family	PLC-INTERFACE
Application	High continuous currents potentially explosive areas
Operating mode	100% operating factor
Mechanical service life	3x 10 <sup>7</sup> cycles

#### Insulation characteristics: Standards/regulations

Insulation	Safe isolation, reinforced insulation
Overvoltage category	III
Pollution degree	3

#### Data management status

Date of last data management	12.05.2026
------------------------------	------------

### Electrical properties

Maximum power dissipation for nominal condition	0.43 W
Test voltage (Winding/contact)	4 kV AC (50 Hz, 1 min., winding/contact)

#### Standards/regulations

Rated insulation voltage	250 V AC
Rated surge voltage	6 kV

### Input data

#### Coil side

Nominal input voltage $U_N$	24 V DC
Input voltage range	20.2 V DC ... 33.6 V DC (20 °C)
Nominal voltage (plugged-in electromechanical relay)	24 V DC
Drive and function	monostable
Drive (polarity)	polarized
Typical input current at $U_N$	18 mA
Typical response time	8 ms
Typical release time	10 ms
Protective circuit	Reverse polarity protection; Polarity protection diode Surge protection; Freewheeling diode
Operating voltage display	Yellow LED

## Output data

### Switching

Contact switching type	1 changeover contact
Type of switch contact	Single contact
Contact material	AgNi
Maximum switching voltage	250 V AC/DC (The separating plate PLC-ATP should be installed for voltages larger than 250 V (L1, L2, L3) between identical terminal blocks in adjacent modules. Potential bridging is then carried out with FBST 8-PLC... or ...FBST 500...)
Minimum switching voltage	12 V AC/DC (10 mA)
Limiting continuous current	10 A (Derating) 6 A (value applies to connections 12. If connections 12 are bridged, the normal value applies.)
Maximum inrush current	30 A (300 ms)
Min. switching current	10 mA (12 V)
Interrupting rating (ohmic load) max.	240 W (24 V DC) 58 W (48 V DC) 48 W (60 V DC) 50 W (110 V DC) 80 W (220 V DC) 2500 VA (250 V AC)
Interrupting rating (ohmic load) max. bridged	144 W (for 24 V DC. Value applies to connections 12. If connections 12 are bridged, the normal value applies.) 1500 VA (for 250 V AC. Value applies to connections 12. If connections 12 are bridged, the normal value applies.)
Switching capacity	2 A (24 V (DC13)) 0.2 A (110 V (DC13)) 0.2 A (250 V (DC13)) 6 A (24 V (AC15)) 6 A (120 V (AC15)) 6 A (250 V (AC15))

## Connection data

Connection method	Push-in connection
Stripping length	10 mm
Conductor cross-section rigid	0.14 mm <sup>2</sup> ... 2.5 mm <sup>2</sup>
Conductor cross-section flexible	0.14 mm <sup>2</sup> ... 2.5 mm <sup>2</sup> 0.2 mm <sup>2</sup> ... 2.5 mm <sup>2</sup> (Single ferrule) 2x 0.5 mm <sup>2</sup> ... 1 mm <sup>2</sup> (TWIN ferrule)
Conductor cross-section AWG	26 ... 14

## Dimensions

### Item dimensions

Width	14 mm
-------	-------

# PLC-RPT-24DC/21HC/EX - Relay module



2909532

<https://www.phoenixcontact.com/us/products/2909532>

Height	80 mm
Depth	94 mm

## Material specifications

Color	gray (RAL 7042)
Flammability rating according to UL 94 (Housing)	V0 (Housing)

## Environmental and real-life conditions

### Ambient conditions

Degree of protection (Relay)	RT III (Relay)
Degree of protection (Relay base)	IP20 (Relay base)
Ambient temperature (operation)	-40 °C ... 70 °C
Ambient temperature (storage/transport)	-40 °C ... 85 °C
Altitude	≤ 2000 m

## Approvals

### CE

Certificate	CE-compliant
-------------	--------------

### ATEX

Identification	⊕ II 3G Ex ec nC IIC T4 Gc
Certificate	IBExU16ATEXB015 X

### IECEX

Identification	Ex ec nC IIC T4 Gc
Certificate	IECEX IBE 16.0029X

### UKCA Ex (UKEX)

Identification	⊕ II 3 G Ex ec nC IIC T4 Gc
Certificate	PxCIF21UKEX2909514X

### CCC / China-Ex

Identification	Ex ec nC IIC T4 Gc
Certificate	2021122304114118

### UL, USA/Canada

Identification	Class I, Zone 2, AEx ec nC IIC T4
	Class I, Zone 2, Ex ec nC IIC Gc T4 X

### Shipbuilding approval

Certificate	TAE0000196
-------------	------------

### Corrosive gas test

Identification	ISA-S71.04. G3 Harsh Group
	EN 60068-2-60

### Shipbuilding data

# PLC-RPT-24DC/21HC/EX - Relay module



2909532

<https://www.phoenixcontact.com/us/products/2909532>

Temperature	D
Humidity	A
Vibration	B/C
EMC	B
Enclosure	Required protection according to the Rules shall be provided upon installation on board

## EMC data

Electromagnetic compatibility	Conformance with EMC directive
Low Voltage Directive	Conformance with Low Voltage Directive

## Standards and regulations

### Standards/regulations

Standards/regulations	IEC 60664
	IEC 60947-5-1
	IEC/EN 60079-0
	IEC/EN 60079-7
	IEC/EN 60079-15

### GB Standard

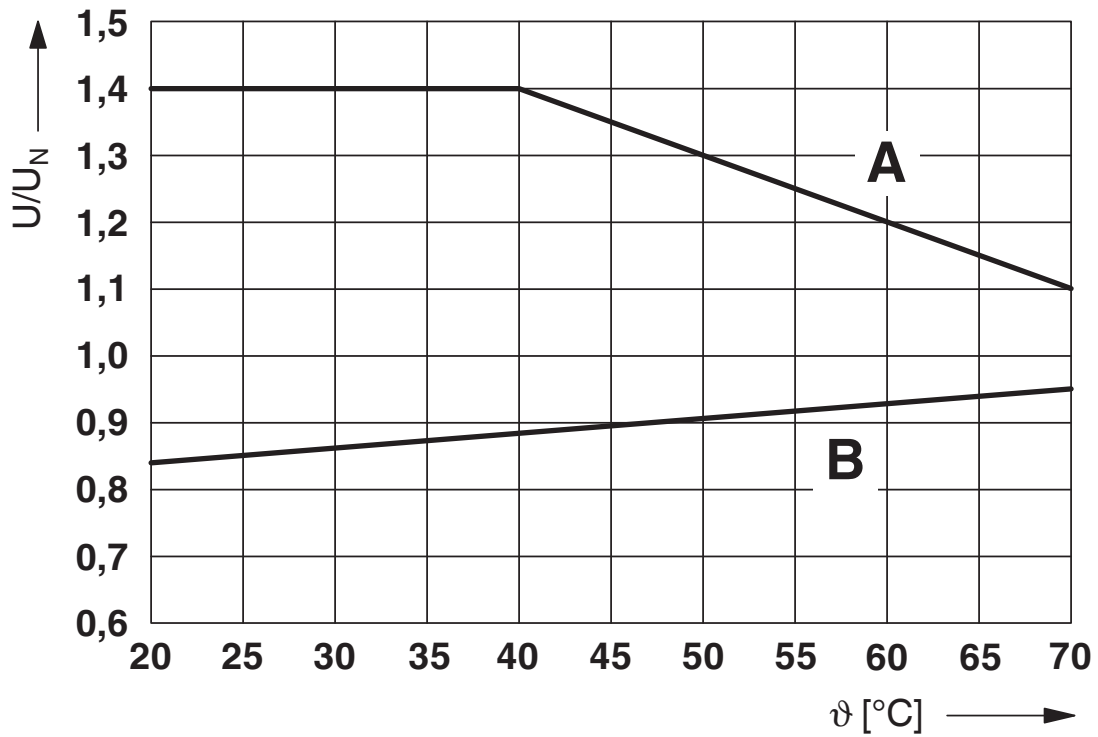
Standards/regulations	GB/T 3836.1
	GB/T 3836.3
	GB/T 3836.8

## Mounting

Mounting type	DIN rail mounting
Assembly note	in rows with zero spacing
Mounting position	any

Drawings

Diagram

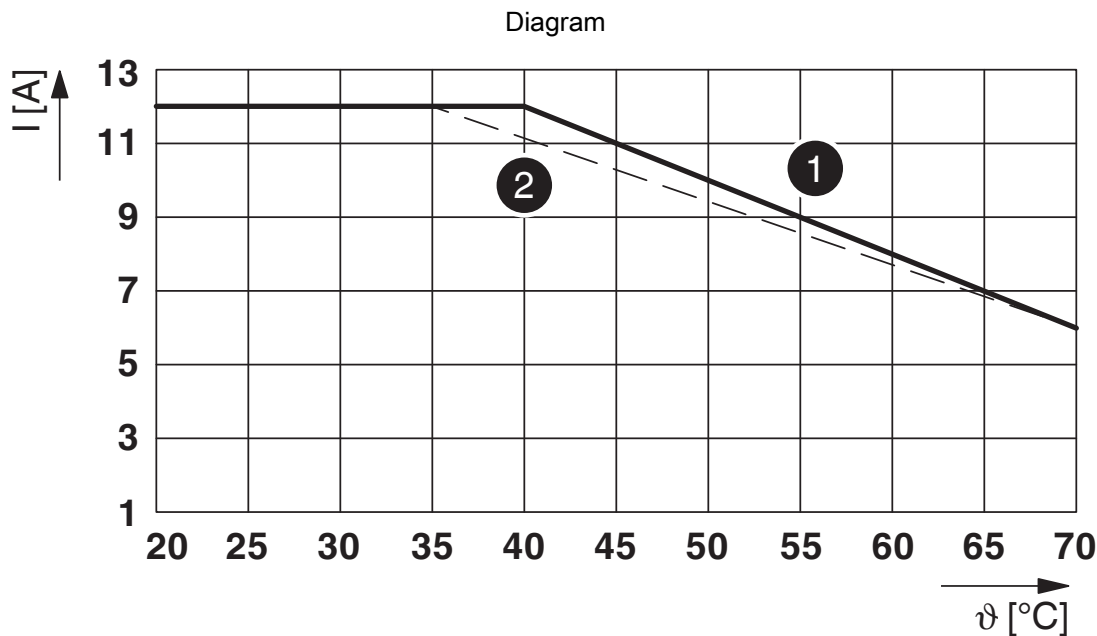


Curve A

Maximum permissible continuous voltage  $U_{max}$  with limiting continuous current on the contact side (see relevant technical data)

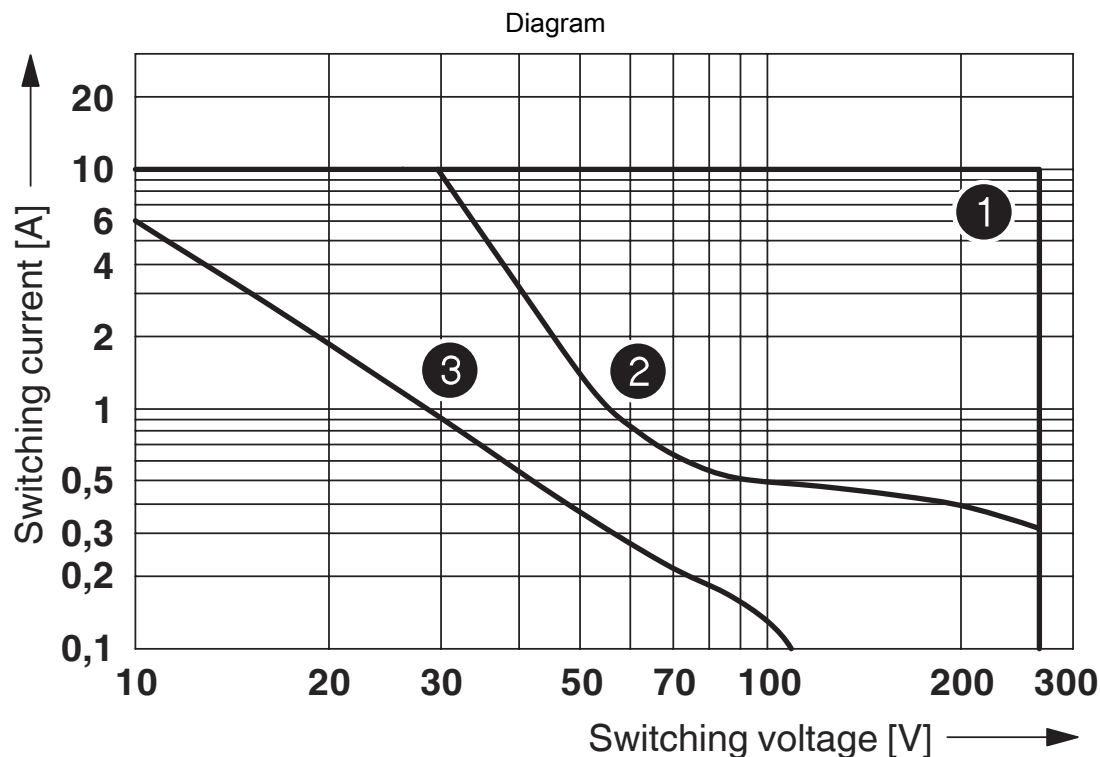
Curve B

Minimum permissible operate voltage  $U_{op}$  after pre-excitation (see relevant technical data)



Limiting continuous current per contact for 0.85 ... 1.1  $U_N$  (contact-side)

- (1) Limiting continuous current for horizontal installation position without clearance
- (2) Limiting continuous current for vertical installation position without clearance



- ① AC, ohmic load
- ② DC, ohmic load
- ③ DC, L/R = 40 ms

Interrupting rating

Diagram



Permissible humidity for operation and storage.

The maximum permissible ambient temperature as specified in the data sheet must be observed.

Area A: Ice buildup at ambient temperatures  $\leq 0^\circ\text{C}$  must be prevented

Area B: Condensation at ambient temperatures  $> 0^\circ\text{C}$  must be prevented

On 30 full days that are naturally distributed across an entire year, a humidity level of 95% is permissible at an ambient temperature  $\leq 25^\circ\text{C}$ .

Circuit diagram



# PLC-RPT-24DC/21HC/EX - Relay module



2909532

<https://www.phoenixcontact.com/us/products/2909532>

## Approvals

To download certificates, visit the product detail page: <https://www.phoenixcontact.com/us/products/2909532>



**cULus Listed**

Approval ID: E140324



**cULus Listed**

Approval ID: E140324



**EAC Ex**

Approval ID: RU C-DE.AB72.B.02328



**IECEx**

Approval ID: IECEx IBE 16.0029X



**ATEX**

Approval ID: 16ATEXB015X



**cULus Listed**

Approval ID: E199827



**KC-s**

Approval ID: 18-KA4BO-0620X



**CCC**

Approval ID: 2021122304114118



**IECEx**

Approval ID: IECEx IBE 16.0029X



**ATEX**

Approval ID: IBExU16ATEXB015X

# PLC-RPT-24DC/21HC/EX - Relay module



2909532

<https://www.phoenixcontact.com/us/products/2909532>

## Classifications

### ECLASS

ECLASS-13.0	27371601
ECLASS-15.0	27371601

### ETIM

ETIM 10.0	EC001437
-----------	----------

### UNSPSC

UNSPSC 21.0	39122300
-------------	----------

2909532

<https://www.phoenixcontact.com/us/products/2909532>

## Environmental product compliance

### EU RoHS

Fulfills EU RoHS substance requirements	Yes
Exemption	7(a), 7(c)-I

### China RoHS

Environment friendly use period (EFUP)	EFUP-50
	An article-related China RoHS declaration table can be found in the download area for the respective article under "Manufacturer declaration". For all articles with EFUP-E, no China RoHS declaration table issued and required.

### EU REACH SVHC

REACH candidate substance (CAS No.)	Hexahydromethylphthalic anhydride(CAS: n/a)
	Lead(CAS: 7439-92-1)
SCIP	9b7345d2-4639-4b93-82e5-bd619e96febd

### EF3.1 Climate Change

CO2e kg	1.168 kg CO2e
---------	---------------

Phoenix Contact 2026 © - all rights reserved  
<https://www.phoenixcontact.com>

Phoenix Contact USA  
 586 Fulling Mill Road  
 Middletown, PA 17057, United States  
 (+717) 944-1300  
[info@phoenixcon.com](mailto:info@phoenixcon.com)