

PLC-RPT-24DC/21/EX - Relay module



2909528

<https://www.phoenixcontact.com/us/products/2909528>

Please be informed that the data shown in this PDF document is generated from our online catalog. Please find the complete data in the user documentation. Our general terms of use for downloads are valid.



PLC-INTERFACE, consisting of DIN-rail-mountable basic terminal block in 6.2 mm with Push-in connection and plug-in miniature relay with 6 A power contact, 1 changeover contact, 24 V DC input voltage. Approved in accordance with ATEX/IECEx (zone 2) and Ex zone Class I, Div. 2.

Commercial data

Item number	2909528
Packing unit	10 pc
Minimum order quantity	10 pc
Sales key	C462
Product key	DK62AK
GTIN	4055626363653
Weight per piece (including packing)	37.506 g
Weight per piece (excluding packing)	36.8 g
Customs tariff number	85364190
Country of origin	DE

Technical data

Notes

Utilization restriction

EMC note	EMC: class A product, see manufacturer's declaration in the download area
----------	---

Product properties

Product type	Relay Module
Product family	PLC-INTERFACE
Application	Class I, Division 2 potentially explosive areas
Operating mode	100% operating factor
Mechanical service life	2x 10 ⁷ cycles

Insulation characteristics: Standards/regulations

Overvoltage category	III
Pollution degree	3

Data management status

Date of last data management	01.04.2026
------------------------------	------------

Electrical properties

Maximum power dissipation for nominal condition	0.22 W
Test voltage (Winding/contact)	4 kV AC (50 Hz, 1 min., winding/contact)

Input data

Coil side

Nominal input voltage U_N	24 V DC
Input voltage range	18.5 V DC ... 33.6 V DC (20 °C)
Nominal voltage (plugged-in electromechanical relay)	24 V DC
Drive and function	monostable
Drive (polarity)	polarized
Typical input current at U_N	9 mA
Typical response time	5 ms
Typical release time	8 ms
Protective circuit	Reverse polarity protection; Polarity protection diode Surge protection; Freewheeling diode
Operating voltage display	Yellow LED

Output data

Switching

Contact switching type	1 changeover contact
------------------------	----------------------

PLC-RPT-24DC/21/EX - Relay module



2909528

<https://www.phoenixcontact.com/us/products/2909528>

Type of switch contact	Single contact
Contact connection type	Power contact
Contact material	AgSnO
Maximum switching voltage	250 V AC/DC (The separating plate PLC-ATP should be installed for voltages larger than 250 V (L1, L2, L3) between identical terminal blocks in adjacent modules. Potential bridging is then carried out with FBST 8-PLC... or ...FBST 500...)
Minimum switching voltage	5 V AC/DC (100 mA)
Limiting continuous current	6 A (Derating)
Maximum inrush current	10 A (4 s)
Min. switching current	10 mA (12 V)
Interrupting rating (ohmic load) max.	140 W (24 V DC) 20 W (48 V DC) 18 W (60 V DC) 23 W (110 V DC) 40 W (220 V DC) 1500 VA (250 V AC)
Switching capacity	2 A (24 V (DC13)) 0.2 A (110 V (DC13)) 0.1 A (220 V (DC13)) 3 A (24 V (AC15)) 3 A (120 V (AC15)) 3 A (230 V (AC15))

Connection data

Connection method	Push-in connection
Stripping length	10 mm
Conductor cross-section rigid	0.14 mm ² ... 2.5 mm ²
Conductor cross-section flexible	0.14 mm ² ... 2.5 mm ² 0.2 mm ² ... 2.5 mm ² (Single ferrule) 2x 0.5 mm ² ... 1 mm ² (TWIN ferrule)
Conductor cross-section AWG	26 ... 14

Dimensions

Item dimensions

Width	6.2 mm
Height	80 mm
Depth	94 mm

Material specifications

Color	gray (RAL 7042)
Flammability rating according to UL 94 (Housing)	V0 (Housing)

Environmental and real-life conditions

PLC-RPT-24DC/21/EX - Relay module



2909528

<https://www.phoenixcontact.com/us/products/2909528>

Ambient conditions

Degree of protection (Relay)	RT III (Relay)
Degree of protection (Relay base)	IP20 (Relay base)
Ambient temperature (operation)	-40 °C ... 70 °C
Ambient temperature (storage/transport)	-40 °C ... 85 °C
Altitude	≤ 2000 m

Approvals

CE

Certificate	CE-compliant
-------------	--------------

ATEX

Identification	Ⓜ II 3G Ex ec nC IIC T4 Gc
Certificate	IBExU16ATEXB015 X

IECEX

Identification	Ex ec nC IIC T4 Gc
Certificate	IECEX IBE 16.0029X

CCC / China-Ex

Identification	Ex ec nC IIC T4 Gc
Certificate	2021122304114118

INMETRO

Identification	Ex ec nC IIC T4 Gc
Certificate	DNV 25.0067 X

UL, USA/Canada

Identification	Class I, Zone 2, AEx ec nC IIC Gc T4
	Class I, Zone 2, Ex ec nC IIC Gc T4 X

Shipbuilding approval

Certificate	TAE0000196
-------------	------------

Corrosive gas test

Identification	ISA-S71.04. G3 Harsh Group
	EN 60068-2-60

Shipbuilding data

Temperature	D
Humidity	A
Vibration	B/C
EMC	B
Enclosure	Required protection according to the Rules shall be provided upon installation on board

EMC data

PLC-RPT-24DC/21/EX - Relay module



2909528

<https://www.phoenixcontact.com/us/products/2909528>

Electromagnetic compatibility	Conformance with EMC directive
Low Voltage Directive	Conformance with Low Voltage Directive

Standards and regulations

Standards/regulations

Standards/regulations	IEC 60664
	IEC 60947-5-1
	IEC/EN 60079-0
	IEC/EN 60079-7
	IEC/EN 60079-15

GB Standard

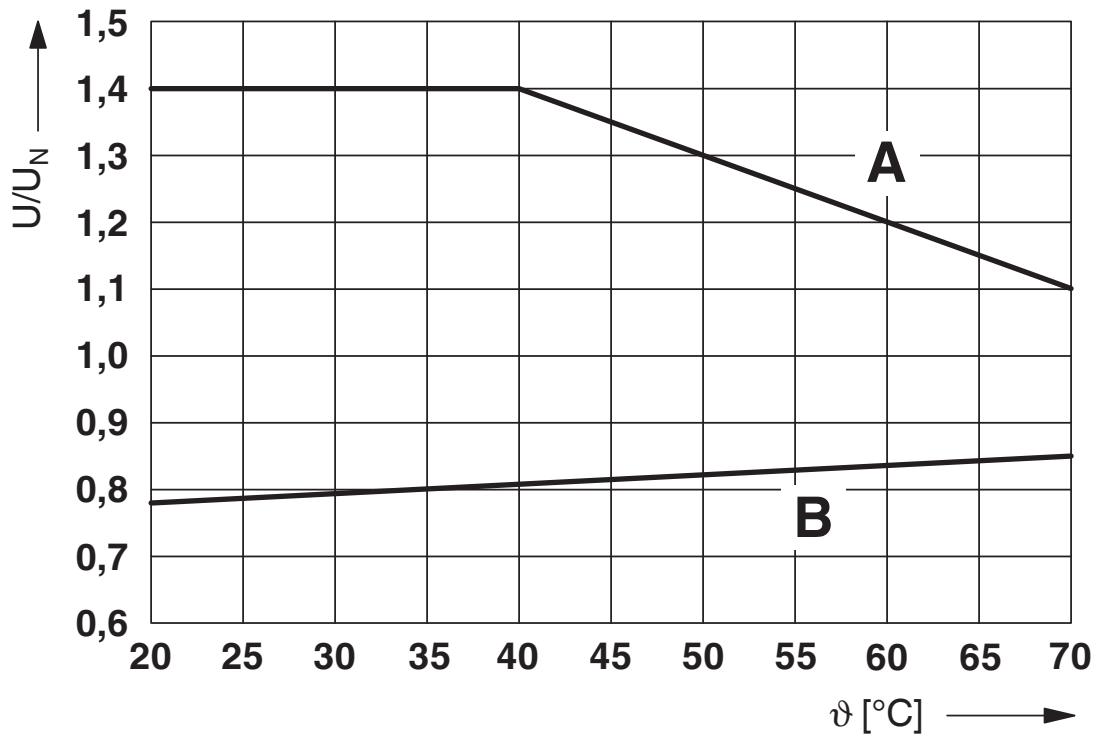
Standards/regulations	GB/T 3836.1
	GB/T 3836.3
	GB/T 3836.8

Mounting

Mounting type	DIN rail mounting
Assembly note	in rows with zero spacing
Mounting position	any

Drawings

Diagram



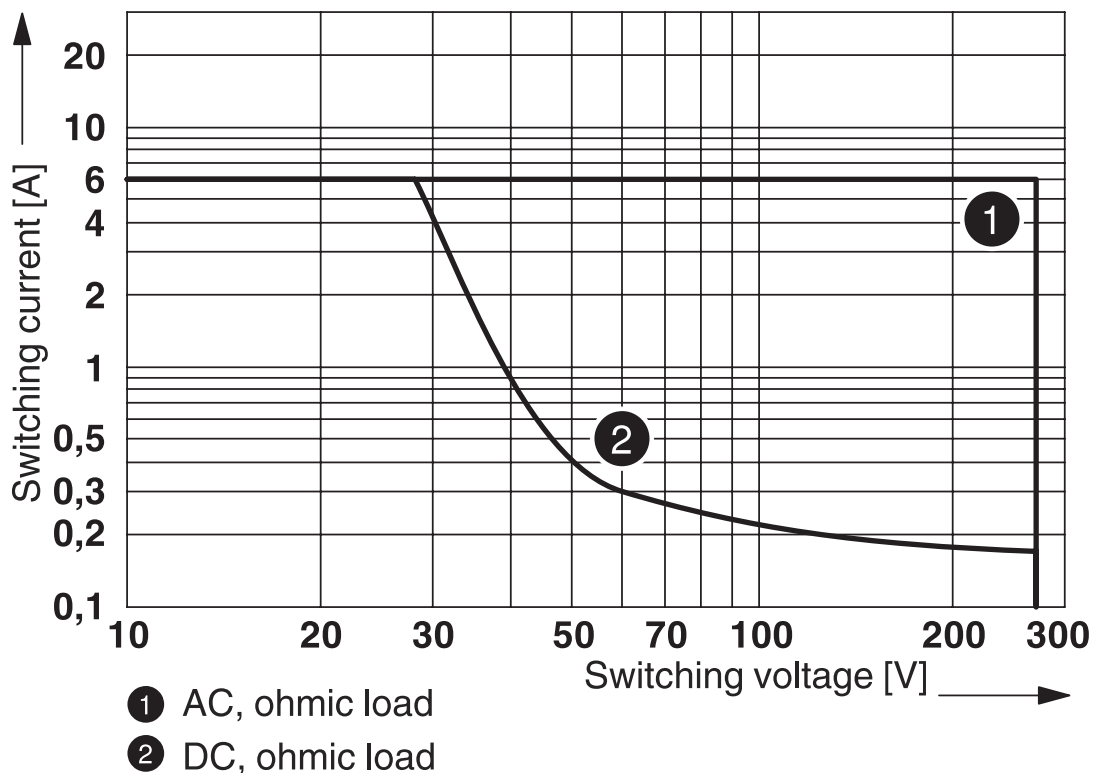
Curve A

Maximum permissible continuous voltage U_{max} with limiting continuous current on the contact side (see relevant technical data)

Curve B

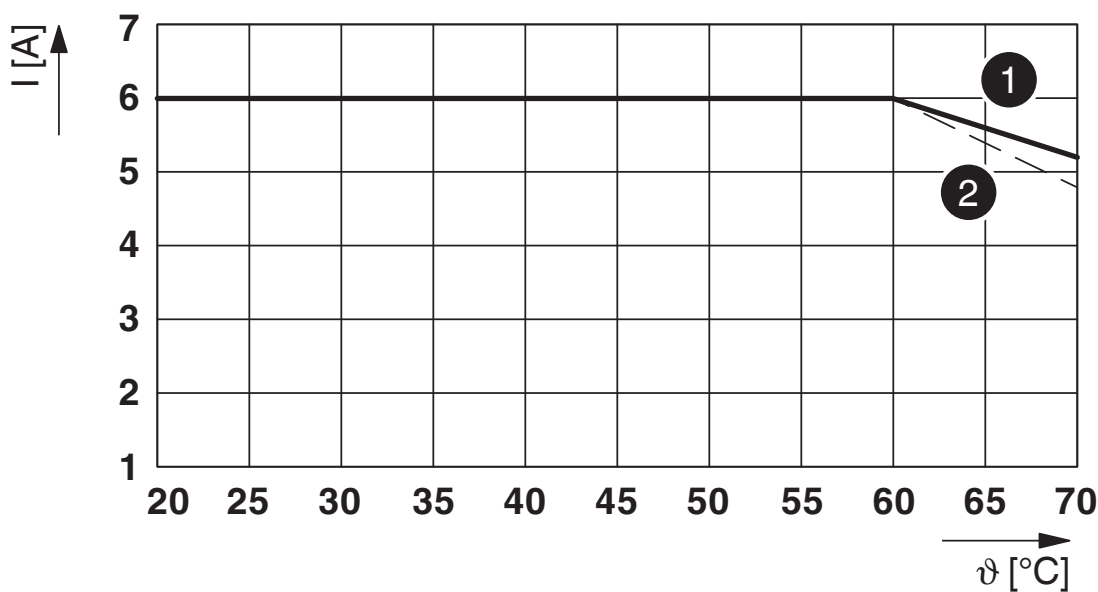
Minimum permissible operate voltage U_{op} after pre-excitation (see relevant technical data)

Diagram



Interrupting rating

Diagram



Limiting continuous current per contact for 0.85 ... 1.1 U_N (contact-side)

- (1) Limiting continuous current for horizontal installation position without clearance
- (2) Limiting continuous current for vertical installation position without clearance

Diagram



Permissible humidity for operation and storage.

The maximum permissible ambient temperature as specified in the data sheet must be observed.

Area A: Ice buildup at ambient temperatures $\leq 0^{\circ}\text{C}$ must be prevented

Area B: Condensation at ambient temperatures $> 0^{\circ}\text{C}$ must be prevented

On 30 full days that are naturally distributed across an entire year, a humidity level of 95% is permissible at an ambient temperature $\leq 25^{\circ}\text{C}$.

Circuit diagram



PLC-RPT-24DC/21/EX - Relay module



2909528

<https://www.phoenixcontact.com/us/products/2909528>

Approvals

To download certificates, visit the product detail page: <https://www.phoenixcontact.com/us/products/2909528>



cULus Listed

Approval ID: E140324



cULus Listed

Approval ID: E140324



EAC Ex

Approval ID: RU C-DE.AB72.B.02328



IECEx

Approval ID: IECEx IBE 16.0029X



ATEX

Approval ID: 16ATEXB015X



cULus Listed

Approval ID: E199827



KC-s

Approval ID: 18-KA4BO-0620X



CCC

Approval ID: 2021122304114118



IECEx

Approval ID: IECEx IBE 16.0029X



ATEX

Approval ID: IBExU16ATEXB015X

PLC-RPT-24DC/21/EX - Relay module



2909528

<https://www.phoenixcontact.com/us/products/2909528>

Classifications

ECLASS

ECLASS-13.0	27371601
ECLASS-15.0	27371601

ETIM

ETIM 10.0	EC001437
-----------	----------

UNSPSC

UNSPSC 21.0	39122300
-------------	----------

PLC-RPT-24DC/21/EX - Relay module



2909528

<https://www.phoenixcontact.com/us/products/2909528>

Environmental product compliance

EU RoHS

Fulfills EU RoHS substance requirements	Yes
Exemption	7(a), 7(c)-I

China RoHS

Environment friendly use period (EFUP)	EFUP-50
	An article-related China RoHS declaration table can be found in the download area for the respective article under "Manufacturer declaration". For all articles with EFUP-E, no China RoHS declaration table issued and required.

EU REACH SVHC

REACH candidate substance (CAS No.)	Hexahydromethylphthalic anhydride(CAS: n/a)
	Lead(CAS: 7439-92-1)
SCIP	a689367d-0e5f-4cea-a74d-cff01bf648ca

EF3.1 Climate Change

CO2e kg	0.556 kg CO2e
---------	---------------

Phoenix Contact 2026 © - all rights reserved
<https://www.phoenixcontact.com>

Phoenix Contact USA
586 Fulling Mill Road
Middletown, PA 17057, United States
(+717) 944-1300
info@phoenixcon.com