

ME 45 OT-MKDSO SET - Upper housing part

2909345

<https://www.phoenixcontact.com/us/products/2909345>

Please be informed that the data shown in this PDF document is generated from our online catalog. Please find the complete data in the user documentation. Our general terms of use for downloads are valid.



The figure shows the upper housing part without connection technology

DIN rail housing, Set comprised of upper housing part and 8 PCB terminal blocks (4-pos.) with screw connection, width: 45.2 mm, height: 99 mm, depth: 45.85 mm, color: green (similar RAL 6021)

Your advantages

- Tool-free mounting
- Available in overall widths from 12.5 mm ... 90 mm, modular extension is possible
- Flammability rating V0 in accordance with UL 94
- Variety of connection technology
- Can be mounted on the DIN rail
- With integrated or DIN-rail-mountable bus connector as an option

Commercial data

Item number	2909345
Packing unit	1 pc
Minimum order quantity	1 pc
Sales key	AC08
Product key	ACHAAD
GTIN	4017918163327
Weight per piece (including packing)	85.4 g
Weight per piece (excluding packing)	79.4 g
Customs tariff number	85369010
Country of origin	DE

ME 45 OT-MKDSO SET - Upper housing part

2909345

<https://www.phoenixcontact.com/us/products/2909345>

Set consists of

ME 45 OT-MKDSO GN - Upper housing part

2909390

<https://www.phoenixcontact.com/us/products/2909390>



DIN rail housing, Upper housing part for PCB terminal blocks with screw connection, width: 45.2 mm, height: 99 mm, depth: 45.85 mm, color: green (similar RAL 6021)

MKDSO 2,5/ 4-L - PCB terminal block

1707234

<https://www.phoenixcontact.com/us/products/1707234>



Printed circuit board terminal, nominal current: 24 A, rated voltage (III/2): 400 V, nominal cross section: 2.5 mm², number of potentials: 4, number of rows: 1, number of positions per row: 4, product range: MKDSO 2,5/..-L, pitch: 5 mm, connection method: Screw connection with tension sleeve, mounting: Wave soldering, conductor/PCB connection direction: 0 °, color: green, Pin layout: Linear pinning, Solder pin [P]: 3.5 mm, number of solder pins per potential: 1, type of packaging: packed in cardboard. Product with pin output on left side

ME 45 OT-MKDSO SET - Upper housing part

2909345

<https://www.phoenixcontact.com/us/products/2909345>

MKDSO 2,5/ 4-R - PCB terminal block

1707247

<https://www.phoenixcontact.com/us/products/1707247>



Printed circuit board terminal, nominal current: 24 A, rated voltage (III/2): 400 V, nominal cross section: 2.5 mm², number of potentials: 4, number of rows: 1, number of positions per row: 4, product range: MKDSO 2,5/..-R, pitch: 5 mm, connection method: Screw connection with tension sleeve, mounting: Wave soldering, conductor/PCB connection direction: 0 °, color: green, Pin layout: Linear pinning, Solder pin [P]: 3.5 mm, number of solder pins per potential: 1, type of packaging: packed in cardboard. Product with pin output on right side

ME 45 OT-MKDSO SET - Upper housing part

2909345


<https://www.phoenixcontact.com/us/products/2909345>

Technical data

Product properties

Product type	Upper housing part
Housing type	DIN rail housing
Housing series	ME
Product family	ME 45..
Max. number of positions	32 (pitch: 5 mm)))
Number of rows	2
Ventilation openings present	no
Anzahl der Etagen Housing (Makro)	2 (Both sides)

Dimensions

Dimensional drawing	
Width	45.2 mm
Height	99 mm
Depth	45.85 mm
Depth from base support surface	38.5 mm

PCB design

PCB thickness	1.4 mm ... 1.8 mm
---------------	-------------------

Material specifications

Color (Upper housing part)	green (RAL 6021)
Material Upper housing part	PA
Flammability rating according to UL 94	V0
CTI according to IEC 60112	600

Environmental and real-life conditions

Vibration test

Specification	IEC 60068-2-6:2007-12
Frequency	10 - 150 - 10 Hz
Sweep speed	1 octave/min
Amplitude	0.15 mm (10 Hz ... 58.1 Hz)

ME 45 OT-MKDSO SET - Upper housing part



2909345

<https://www.phoenixcontact.com/us/products/2909345>

Acceleration	2g (58.1 Hz ... 150 Hz)
Test duration per axis	2.5 h
Test directions	X-, Y- and Z-axis

Glow-wire test

Specification	IEC 60695-2-11:2014-02
Temperature	850 °C
Time of exposure	30 s

Thermal stability / ball thrust test

Specification	IEC 60695-10-2:2014-02
Temperature	125 °C
Test duration	1 h
Force	20 N

Mechanical strength / tumbling barrel

Specification	IEC 60998-1:2002-12
Height of fall	50 cm
Frequency	10

Shocks

Specification	IEC 60068-2-27:2008-02
Pulse shape	Half-sine
Acceleration	15g
Shock duration	11 ms
Number of shocks per direction	3
Test directions	X-, Y- and Z-axis (pos. and neg.)

Degree of protection (IP code)

Specification	IEC 60529:1989-11 + AMD 1:1999-11 + AMD 2:2013-08
---------------	---

Ambient conditions

Max. IP code to attain	IP20
Ambient temperature (operation)	-40 °C ... 105 °C (depending on power dissipation)
Ambient temperature (storage/transport)	-40 °C ... 55 °C
Ambient temperature (assembly)	-5 °C ... 100 °C
Relative humidity (storage/transport)	80 %

PCB data

Number of PCB holders	2
Type of PCB mount	Slot
Thickness of the PCB	1.4 mm ... 1.8 mm

Mounting

Mounting type	Latching with lower housing part
---------------	----------------------------------

Packaging specifications

ME 45 OT-MKDSO SET - Upper housing part



2909345

<https://www.phoenixcontact.com/us/products/2909345>

Type of packaging	packed in cardboard
Outer packaging type	Carton

ME 45 OT-MKDSO SET - Upper housing part

2909345

<https://www.phoenixcontact.com/us/products/2909345>



Drawings

Dimensional drawing



Schematic figure for illustrating the item dimensions. The figure is not of the desired product. For further details, refer to the product drawings in the "Downloads" tab.

ME 45 OT-MKDSO SET - Upper housing part





2909345

<https://www.phoenixcontact.com/us/products/2909345>

Approvals

To download certificates, visit the product detail page: <https://www.phoenixcontact.com/us/products/2909345>

 cUL Recognized Approval ID: FILE E 60425				
	Nominal voltage U_N	Nominal current I_N	Cross section AWG	Cross section mm^2
B				
	300 V	10 A	30 - 12	-
D				
	300 V	10 A	30 - 12	-

 UL Recognized Approval ID: FILE E 60425				
	Nominal voltage U_N	Nominal current I_N	Cross section AWG	Cross section mm^2
B				
	300 V	10 A	30 - 12	-
D				
	300 V	10 A	30 - 12	-

ME 45 OT-MKDSO SET - Upper housing part



2909345

<https://www.phoenixcontact.com/us/products/2909345>

Classifications

ECLASS

ECLASS-13.0	27190401
ECLASS-15.0	27190401

ETIM

ETIM 10.0	EC001031
-----------	----------

UNSPSC

UNSPSC 21.0	31261500
-------------	----------

ME 45 OT-MKDSO SET - Upper housing part



2909345

<https://www.phoenixcontact.com/us/products/2909345>

Environmental product compliance

EU RoHS

Fulfills EU RoHS substance requirements	Yes, No exemptions
---	--------------------

China RoHS

Environment friendly use period (EFUP)	EFUP-50
	An article-related China RoHS declaration table can be found in the download area for the respective article under "Manufacturer declaration". For all articles with EFUP-E, no China RoHS declaration table issued and required.

EU REACH SVHC

REACH candidate substance (CAS No.)	No substance above 0.1 wt%
-------------------------------------	----------------------------

EF3.1 Climate Change

CO2e kg	0.324 kg CO2e
---------	---------------

Phoenix Contact 2026 © - all rights reserved
<https://www.phoenixcontact.com>

Phoenix Contact USA
586 Fulling Mill Road
Middletown, PA 17057, United States
(+717) 944-1300
info@phoenixcon.com