

# 1771-CARDEDGE18/D25F - Interface card



2908758

<https://www.phoenixcontact.com/us/products/2908758>

Please be informed that the data shown in this PDF document is generated from our online catalog. Please find the complete data in the user documentation. Our general terms of use for downloads are valid.



Allen-Bradley® PLC-5 migration board used to convert 1771 I/O and pre-wired 18-position swing arm (1771-WE, 1771-WF, or 1771-WI) to 25-position (female) D-SUB socket

## Your advantages

- Durable PCB designed to easily mount within 1771 chassis
- Card edge connection with locking tab
- Quick cable connection via D-SUB 25 female connector

## Commercial data

Item number	2908758
Packing unit	1 pc
Minimum order quantity	1 pc
Note	Made to order (non-returnable)
Sales key	C421
Product key	DK2BZZ
GTIN	4055626365749
Weight per piece (including packing)	577.5 g
Weight per piece (excluding packing)	550 g
Customs tariff number	85366990
Country of origin	US

# 1771-CARDEDGE18/D25F - Interface card



2908758

<https://www.phoenixcontact.com/us/products/2908758>

## Technical data

### Product properties

Product type	Interface module
Number of positions	18

### Electrical properties

Nominal voltage $U_N$	max. 125 V AC/DC
Max. current carrying capacity per branch	2 A

Supported controller: ALLEN-BRADLEY PLC 5

Suitable I/O card	1771-IL
	1771-IR
	1771-IXE
	1771-IXHR
	1771-OQ
	1771-QD
	1771-QDC
1771-QI	

### Connection data

PCB edge contact

Number of positions	18
---------------------	----

Controller level

Connection method	D-SUB-25 female connector
Number of connections	1
Number of positions	25

### Signaling

Status display	no
Status display present	no

### Dimensions

Item dimensions

Width	254 mm
Height	153.2 mm
Depth	21.3 mm

### Environmental and real-life conditions

Ambient conditions

Ambient temperature (operation)	-40 °C ... 70 °C
Ambient temperature (storage/transport)	-40 °C ... 70 °C

# 1771-CARDEDGE18/D25F - Interface card



2908758

<https://www.phoenixcontact.com/us/products/2908758>

## Notes

Notes on operation

For proper use, the specifications of the installation directive (see Downloads) must be observed. For applications or use with third-party products, the specifications, and the safety and warning instructions of the respective third-party manufacturer must also be met.

# 1771-CARDEDGE18/D25F - Interface card

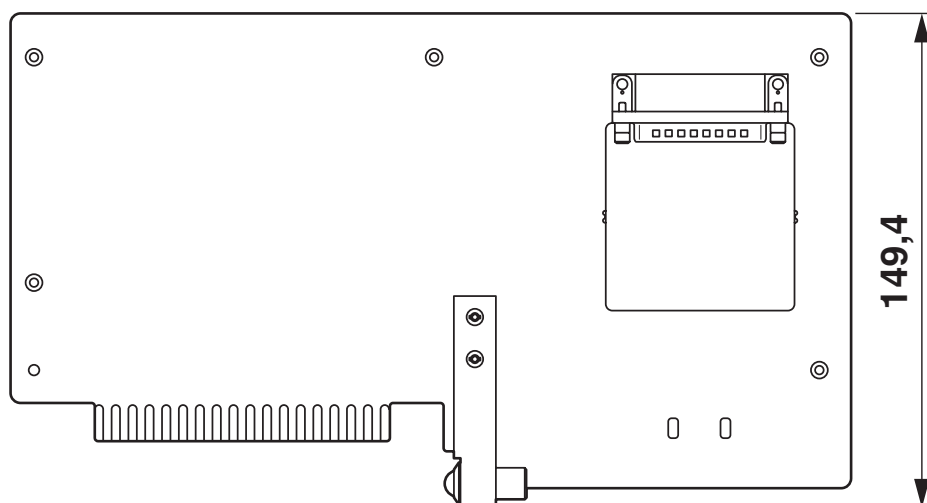
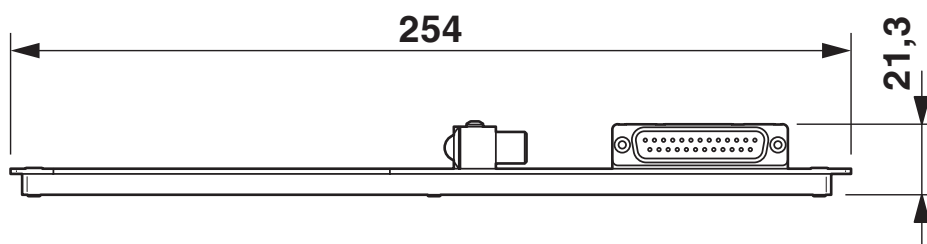


2908758

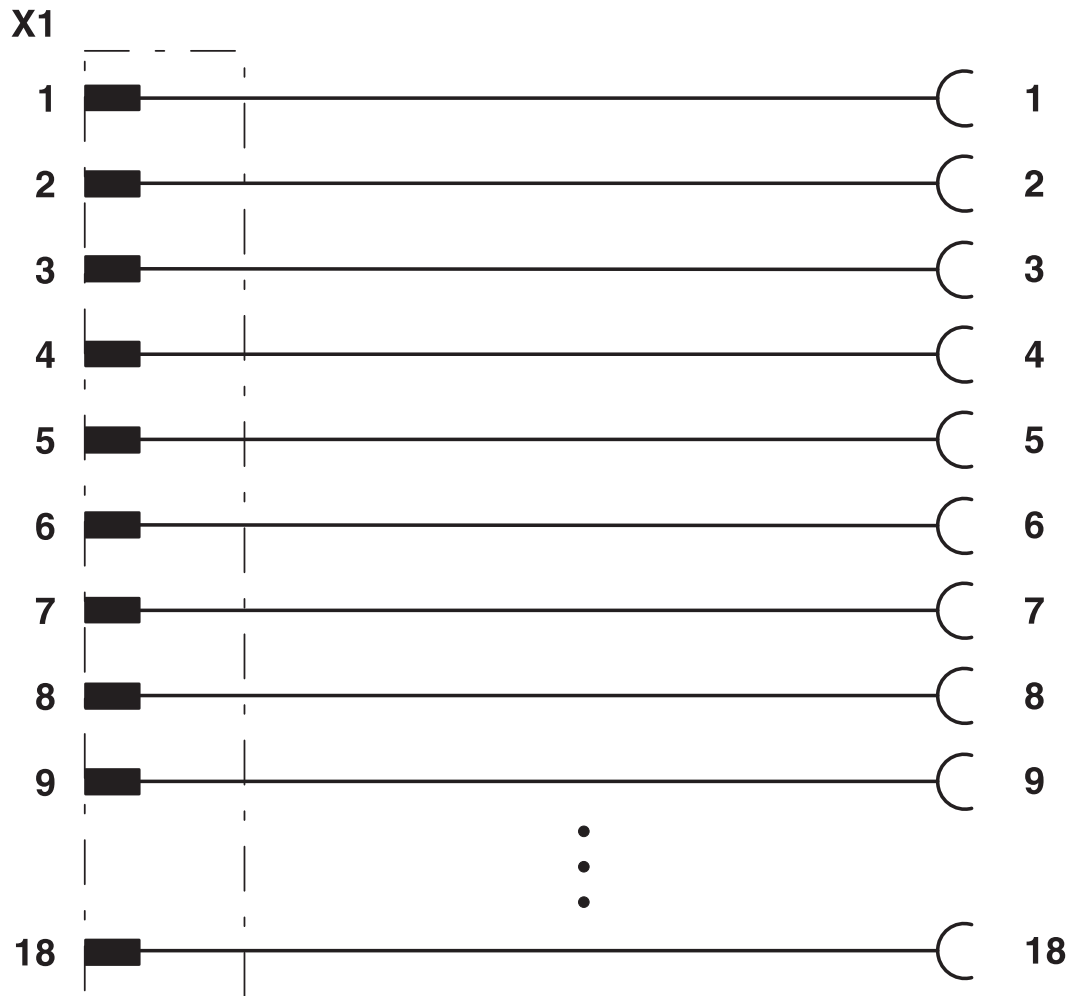
<https://www.phoenixcontact.com/us/products/2908758>

## Drawings

Dimensional drawing



Circuit diagram



# 1771-CARDEDGE18/D25F - Interface card



2908758

<https://www.phoenixcontact.com/us/products/2908758>

## Classifications

### UNSPSC

UNSPSC 21.0	39121400
-------------	----------

# 1771-CARDEDGE18/D25F - Interface card



2908758

<https://www.phoenixcontact.com/us/products/2908758>

## Environmental product compliance

### EU RoHS

Fulfills EU RoHS substance requirements	Yes
Exemption	6(c)

### China RoHS

Environment friendly use period (EFUP)	EFUP-50
	An article-related China RoHS declaration table can be found in the download area for the respective article under "Manufacturer declaration". For all articles with EFUP-E, no China RoHS declaration table issued and required.

### EU REACH SVHC

REACH candidate substance (CAS No.)	Lead(CAS: 7439-92-1)
SCIP	30366062-d166-4320-964c-05d2b474ae2c

Phoenix Contact 2026 © - all rights reserved

<https://www.phoenixcontact.com>

Phoenix Contact USA  
586 Fulling Mill Road  
Middletown, PA 17057, United States  
(+717) 944-1300  
[info@phoenixcon.com](mailto:info@phoenixcon.com)