

TTC-6P-1X2-F-M-24DC-UT-I - Surge protection device



2906781

<https://www.phoenixcontact.com/us/products/2906781>

Please be informed that the data shown in this PDF document is generated from our online catalog. Please find the complete data in the user documentation. Our general terms of use for downloads are valid.



Surge protection, consisting of protective plug and base element, with integrated status indicator and disconnect knife for a 2-wire floating signal circuit, e.g., 0(4) mA ... 20 mA current loop. Indirect grounding via gas discharge tube, HART-compatible. Can be used in safety-related circuits up to SIL 3.

Your advantages

- Space-saving and cost-saving with a narrow overall width of just 6 mm
- Continuous monitoring of protective devices, plus mechanical status indicator with optional remote signaling
- Finding the right product for all possible requirements in MCR applications is easy, thanks to the complete range of products with customized features
- Easy testing and documentation with CHECKMASTER 2 with pluggable protective modules
- The signal is not influenced during maintenance work, thanks to the impedance-neutral insertion and removal of protective plugs

Commercial data

Item number	2906781
Packing unit	1 pc
Minimum order quantity	1 pc
Sales key	CL23
Product key	CL2161
GTIN	4055626135380
Weight per piece (including packing)	47.1 g
Weight per piece (excluding packing)	47.1 g
Customs tariff number	85363010
Country of origin	DE

2906781

<https://www.phoenixcontact.com/us/products/2906781>

Technical data

Product properties

Product type	Surge protection for MCR technology
Product family	TERMITRAB complete
IEC test classification	C1
	C2
	C3
	D1
Type	DIN rail module, two-section, divisible
Wire pairs per module	1

Insulation characteristics

Overvoltage category	III
Pollution degree	2

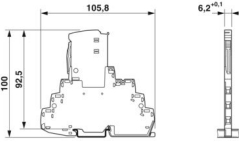
Electrical properties

Nominal voltage U_N	24 V DC
-----------------------	---------

Connection data

Connection method	Screw connection
Screw thread	M3
Tightening torque	0.5 Nm ... 0.6 Nm
Conductor cross-section flexible	0.2 mm ² ... 2.5 mm ²
Conductor cross-section rigid	0.2 mm ² ... 4 mm ²
Conductor cross-section AWG	24 ... 12

Dimensions

Dimensional drawing	
Width	6.2 mm +0.1 mm
Height	105.8 mm
Depth	100 mm (incl. DIN rail 7.5 mm)

Material specifications

Color (Base element)	gray (RAL 7042)
Color (Male connector)	light gray (RAL 7035)
Flammability rating according to UL 94	V-0
Insulating material	PBT
Housing material	PBT

TTC-6P-1X2-F-M-24DC-UT-I - Surge protection device



2906781

<https://www.phoenixcontact.com/us/products/2906781>

Mechanical properties

Mechanical data

Open side panel	No
-----------------	----

Protective circuit

Direction of action	Line-Line & Line-Signal Ground/Shield & optional Signal Ground/Shield-Earth Ground
Nominal voltage U_N	24 V DC
Maximum continuous operating voltage U_C	30 V DC
	21 V AC
Rated current	600 mA (56 °C)
Operating effective current I_C at U_C	$\leq 5 \mu A$
Protective conductor current I_{PE}	$\leq 1 \mu A$
Nominal discharge current I_n (8/20) μs (line-line)	5 kA
Nominal discharge current I_n (8/20) μs (line-ground)	5 kA
Pulse discharge current I_{imp} (10/350) μs (line-line)	0.5 kA
Pulse discharge current I_{imp} (10/350) μs (line-earth)	0.5 kA
Total discharge current I_{Total} (8/20) μs	10 kA
Voltage protection level U_p (line-line)	$\leq 200 V$ (C1 - 1 kV / 500 A)
	$\leq 320 V$ (C2 - 10 kV / 5 kA)
	$\leq 50 V$ (C3 - 25 A)
	$\leq 55 V$ (C3 - 100 A)
Voltage protection level U_p (line-earth)	$\leq 900 V$ (C1 - 1 kV / 500 A)
	$\leq 1.05 kV$ (C2 - 10 kV / 5 kA)
	$\leq 1.3 kV$ (C3 - 25 A)
	$\leq 1.4 kV$ (C3 - 100 A)
Voltage protection level U_p static (line-line)	$\leq 50 V$ (C1 - 1 kV / 500 A)
	$\leq 120 V$ (C2 - 10 kV / 5 kA)
Voltage protection level U_p static (line-earth)	$\leq 900 V$ (C1 - 1 kV / 500 A)
	$\leq 1.05 kV$ (C2 - 10 kV / 5 kA)
Response time t_A (line-line)	$\leq 1 ns$
Response time t_A (line-earth)	$\leq 100 ns$
Input attenuation aE, sym.	typ. 0.3 dB ($\leq 250 kHz / 150 \Omega$)
Cut-off frequency f_g (3 dB), sym. in 150 Ω system	typ. 940 kHz
Capacity (Core-Core)	typ. 2.2 nF
Resistance per path	1.65 $\Omega \pm 20 \%$
Surge protection fault message	optical
Max. required back-up fuse	630 mA (FF)
Impulse durability (line-line)	C1 - 1 kV / 500 A
	C2 - 10 kV / 5 kA
	C3 - 100 A
Impulse durability (line-earth)	C1 - 1 kV / 500 A
	C2 - 10 kV / 5 kA

TTC-6P-1X2-F-M-24DC-UT-I - Surge protection device



2906781

<https://www.phoenixcontact.com/us/products/2906781>

	C3 - 100 A
	D1 - 500 A
Pulse reset time (line-line)	≤ 700 ms
Pulse reset time (line-earth)	≤ 30 ms

Additional technical data

Max. total discharge current $I_{total\ max\ (8/20)\ \mu s}$	20 kA (1x)
--	------------

Environmental and real-life conditions

Ambient conditions

Degree of protection	IP20
Ambient temperature (operation)	-40 °C ... 85 °C
Ambient temperature (storage/transport)	-40 °C ... 85 °C
Altitude	≤ 4000 m (amsl)
Permissible humidity (operation)	5 % ... 95 %

Standards and regulations

Standards/specifications	IEC 61643-21
Note	2000 + corrigendum 2001 + A1:2008, modified + A2:2012

EN 61643-21

Standards/specifications	EN 61643-21
Note	2001 + A1:2009 + A2:2013

Mounting

Mounting type	DIN rail: TH 35 - 7.5 mm
---------------	--------------------------

TTC-6P-1X2-F-M-24DC-UT-I - Surge protection device

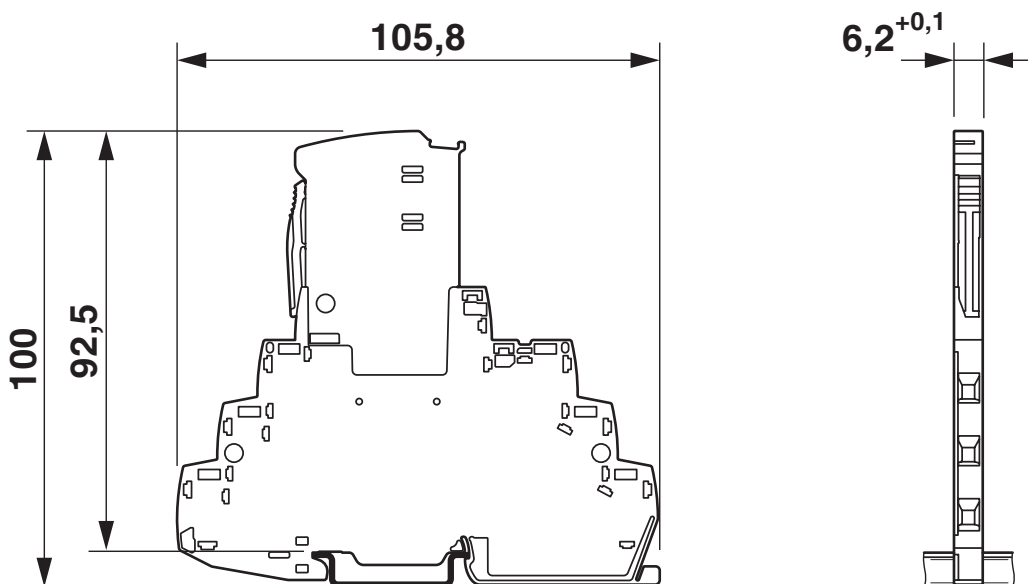


2906781

<https://www.phoenixcontact.com/us/products/2906781>

Drawings

Dimensional drawing



Schematic diagram

TTC-6P-1x2-F-M-...-I									
Category	1oo1 architecture, HFT=0				1oo2 architecture, HFT=1				
	PFD _{AVG}	PFH	Used budget of SIL 2 SIF		PFD _{AVG}	PFH	CCF	Used budget of SIL 3 SIF	
			PFD _{AVG}	PFH				PFD _{AVG}	PFH
	2.70x10 ⁻⁵	4.80x10 ⁻⁹ [1/h]	0.3 %	0.5 %	1.35x10 ⁻⁶	2.40x10 ⁻¹⁰ 1/h	5 %	0.1 %	0.2 %
					2.70x10 ⁻⁶	4.80x10 ⁻¹⁰ 1/h	10 %	0.3 %	0.5 %

Calculation based on exida report, Phoenix Contact 16/06-072 R022 V4R2
 exida Profile 1, FMEDA Analysis 2, T_{proof}: 1 year, MT: 10 years, MTTR: 24 hours, PTC: 99%
 Used standards
 IEC/EN 61508, edition 2010 (device specific)
 IEC/EN 61511, edition 2016 + COR1:2016 + A1:2017 (system specific)

Functional safety scenarios

Diagram



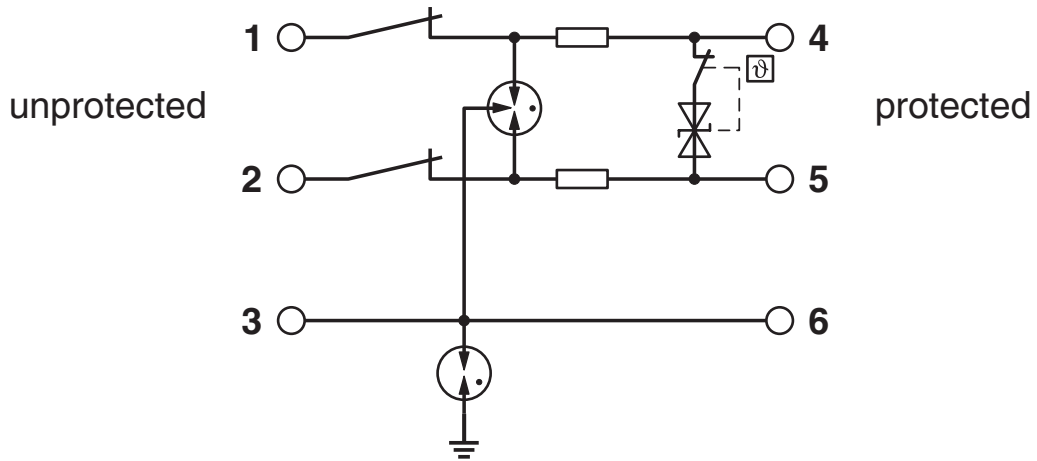
TTC-6P-1X2-F-M-24DC-UT-I - Surge protection device



2906781

<https://www.phoenixcontact.com/us/products/2906781>

Circuit diagram




2906781

<https://www.phoenixcontact.com/us/products/2906781>

Approvals

To download certificates, visit the product detail page: <https://www.phoenixcontact.com/us/products/2906781>

 **CSA**
Approval ID: 70136717

 **DNV GL**
Approval ID: TAE000027G

 **UL Listed**
Approval ID: FILE E 138168

 **CSAus**
Approval ID: 70136717

UAE-RoHS
Approval ID: 22-06-16781

Functional Safety
Approval ID: 16-06-072 R022 V4R3

2906781

<https://www.phoenixcontact.com/us/products/2906781>

Classifications

ECLASS

ECLASS-13.0	27171501
ECLASS-15.0	27171501

ETIM

ETIM 10.0	EC001466
-----------	----------

UNSPSC

UNSPSC 21.0	39121600
-------------	----------

2906781

<https://www.phoenixcontact.com/us/products/2906781>

Environmental product compliance

EU RoHS

Fulfills EU RoHS substance requirements	Yes
Exemption	7(a), 7(c)-I

China RoHS

Environment friendly use period (EFUP)	EFUP-50
	An article-related China RoHS declaration table can be found in the download area for the respective article under "Manufacturer declaration". For all articles with EFUP-E, no China RoHS declaration table issued and required.

EU REACH SVHC

REACH candidate substance (CAS No.)	Lead(CAS: 7439-92-1)
SCIP	b738c4d4-4b6f-4310-9c32-e2c967002fbf

EF3.1 Climate Change

CO2e kg	1.48 kg CO2e
---------	--------------

Phoenix Contact 2026 © - all rights reserved
<https://www.phoenixcontact.com>

Phoenix Contact USA
 586 Fulling Mill Road
 Middletown, PA 17057, United States
 (+717) 944-1300
info@phoenixcon.com