PLC-HPT-24DC/230AC/10 - Solid-state relay

2905215

https://www.phoenixcontact.com/us/products/2905215

Please be informed that the data shown in this PDF document is generated from our online catalog. Please find the complete data in the user documentation. Our general terms of use for downloads are valid.



PLC-INTERFACE, hybrid solid-state relay incl. bypass relay with push-in connection, for mounting on NS 35/7,5 DIN rail, input: 24 V DC, output: 24 V AC - 253 V AC/10 A

Commercial data

Item number	2905215
Packing unit	1 pc
Minimum order quantity	1 pc
Sales key	C461
Product key	DK62B5
GTIN	4046356927307
Weight per piece (including packing)	73 g
Weight per piece (excluding packing)	63.06 g
Customs tariff number	85364190
Country of origin	DE

Technical data

Product properties

Product type	Solid-state relay module
Product family	PLC-INTERFACE
Application	Output function
Operating mode	100% operating factor

Insulation characteristics: Air clearances and creepage distances between the power circuits

Insulation	safe isolation
Overvoltage category	III
Pollution degree	2

Data management status

Date of last data management	01.04.2026

Electrical properties

Test voltage	4 kV_{rms} (50 Hz, 1 min., winding/contact)

Air clearances and creepage distances between the power circuits

Rated insulation voltage	260 V AC
Rated surge voltage	6 kV

Input data

Rated control circuit supply voltage U_S	24 V DC
Voltage range with reference to U_S	0.8 ... 1.2
Rated control supply current I_S	≤ 19 mA
Rated actuating voltage U_C	24 V DC
Voltage range with reference to U_C	0.8 ... 1.2
Rated actuating current I_C	6.8 mA
Nominal voltage (plugged-in solid-state relay)	24 V DC
"0" signal switching threshold in reference to U_C	< 0.4
"1" signal switching threshold in reference to U_C	> 0.8
Typical response time	30 ms
Typical turn-off time	20 ms
Status display	LED (yellow)
Protective circuit	Reverse polarity protection
	Surge protection
Surge voltage protection	> 33 V DC
Transmission frequency	1 Hz

Output data

AC hybrid output

Contact switching type	1 N/O contact

Design of digital output	electronic
Output voltage range	24 V AC ... 253 V AC (50/60 Hz)
Limiting continuous current	10 A (see derating curve)
Min. load current	100 mA
Leakage current	7.5 mA
Surge current	250 A (tp = 20 ms, at 25 °C)
Max. load value	350 A^2s (tp = 10 ms, at 25 °C)
Surge voltage protection	> 275 V
Output circuit	2-conductor, floating
Protective circuit	Varistor

Connection data

Connection method	Push-in connection
Stripping length	10 mm
Conductor cross-section rigid	0.14 mm² ... 2.5 mm²
Conductor cross-section flexible	0.14 mm² ... 2.5 mm²
	0.2 mm² ... 2.5 mm² (Single ferrule)
	2x 0.5 mm² ... 1 mm² (TWIN ferrule)
Conductor cross-section AWG	26 ... 14

Dimensions

Item dimensions

Width	14 mm
Height	80 mm
Depth	94 mm

Material specifications

Color	gray (RAL 7042)

Environmental and real-life conditions

Ambient conditions

Degree of protection (Relay base)	IP20 (Relay base)
Degree of protection (Relay)	RT II (Relay)
Degree of protection (Installation location)	IP54 (Installation location)
Ambient temperature (operation)	-25 °C ... 60 °C
Ambient temperature (storage/transport)	-40 °C ... 85 °C
Altitude	≤ 2000 m

Approvals

Corrosive gas test

Identification	ISA-S71.04. G3 Harsh Group
	EN 60068-2-60

Standards and regulations

Air clearances and creepage distances between the power circuits

Standards/regulations	IEC 60947-5-1

Mounting

Mounting type	DIN rail mounting
Assembly note	See derating curve
Mounting position	any

Drawings

Diagram

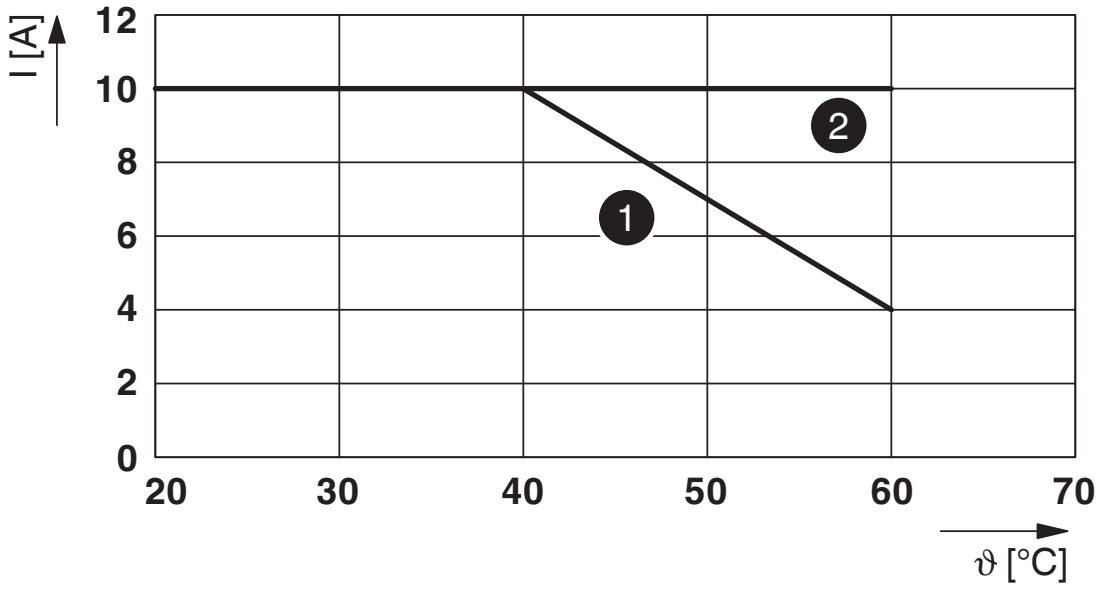

Limiting continuous current
1) Aligned without spacing
2) Aligned with >14 mm spacing

Diagram

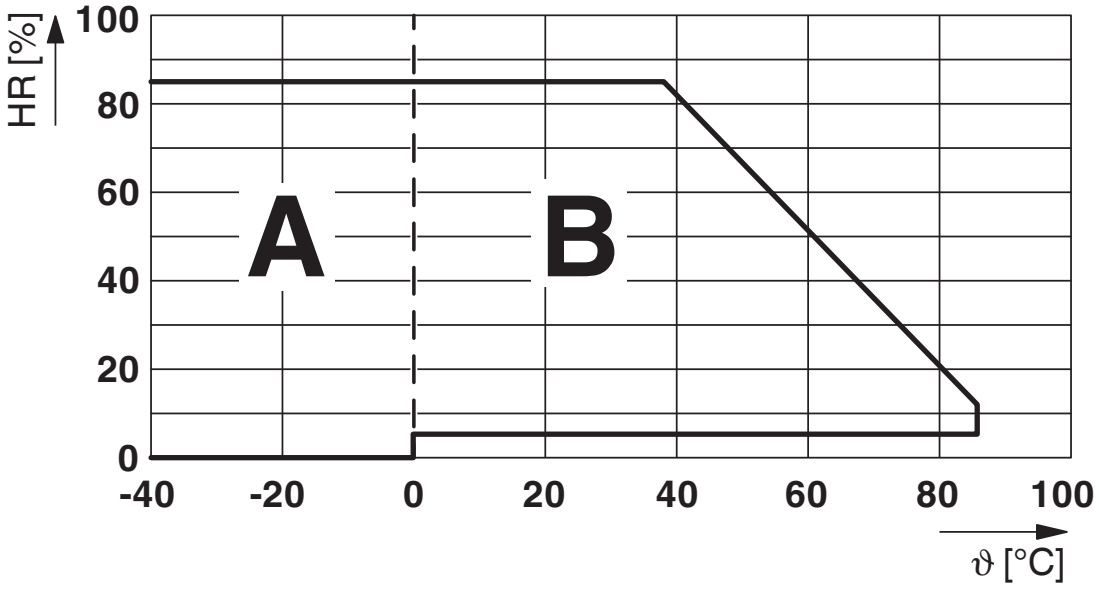

Permissible humidity for operation and storage.
The maximum permissible ambient temperature as specified in the data sheet must be observed.

Area A: Ice buildup at ambient temperatures ≤ 0°C must be prevented
Area B: Condensation at ambient temperatures > 0°C must be prevented

On 30 full days that are naturally distributed across an entire year, a humidity level of 95% is permissible at an ambient temperature ≤ 25°C.

Circuit diagram

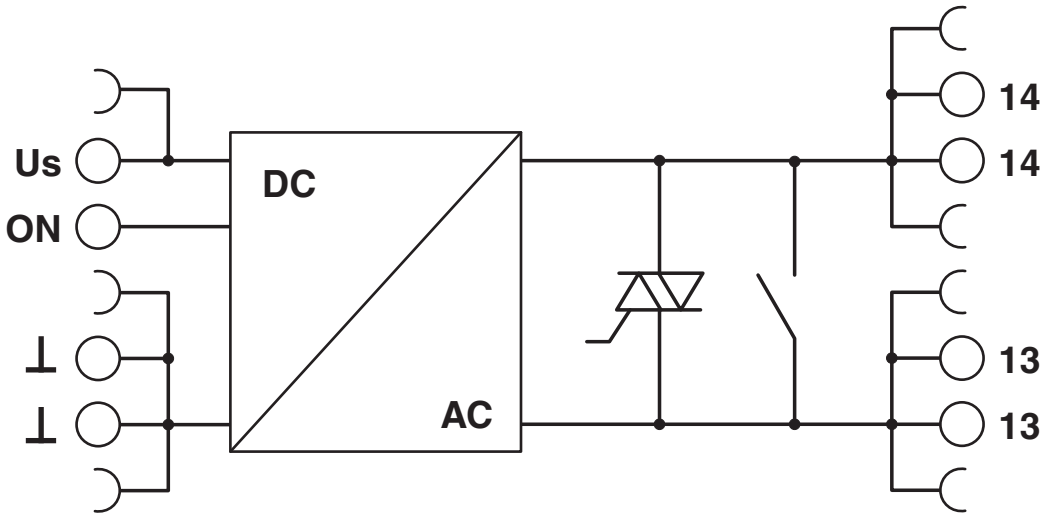

Approvals

To download certificates, visit the product detail page: https://www.phoenixcontact.com/us/products/2905215

cULus Listed
Approval ID: E140324

cULus Listed
Approval ID: E140324

cULus Listed
Approval ID: E140324

Classifications

ECLASS

ECLASS-13.0	27371604
ECLASS-15.0	27371604

ETIM

ETIM 10.0	EC001504

UNSPSC

UNSPSC 21.0	39122300

Environmental product compliance

EU RoHS

Fulfills EU RoHS substance requirements	Yes
Exemption	7(a), 7(c)-I

China RoHS

Environment friendly use period (EFUP)	EFUP-50
	An article-related China RoHS declaration table can be found in the download area for the respective article under "Manufacturer declaration". For all articles with EFUP-E, no China RoHS declaration table issued and required.

EU REACH SVHC

REACH candidate substance (CAS No.)	Lead(CAS: 7439-92-1)
	2,2',6,6'-tetrabromo-4,4'-isopropylidenediphenol(CAS: 79-94-7)
SCIP	8339a4e7-6313-4707-9773-c77bb3b056ca

EF3.1 Climate Change

CO2e kg	2.891 kg CO2e

Phoenix Contact 2026 © - all rights reserved
https://www.phoenixcontact.com

Phoenix Contact USA
586 Fulling Mill Road
Middletown, PA 17057, United States
(+717) 944-1300
info@phoenixcon.com