

QUINT4-PS/1AC/5DC/5/PT - Power supply



2904595

<https://www.phoenixcontact.com/us/products/2904595>

Please be informed that the data shown in this PDF document is generated from our online catalog. Please find the complete data in the user documentation. Our general terms of use for downloads are valid.



Primary-switched power supply unit QUINT POWER, Push-in connection, DIN rail mounting, input: 1-phase, output: 5 V DC / 5 A, adjustable from 5 V DC ... 6.2 V DC

Product description

In the power range of up to 100 W, QUINT POWER provides superior system availability in the smallest size. Preventative function monitoring and exceptional power reserves are available for applications in the low-power range.

Your advantages

- Starting of heavy loads with dynamic boost
- Preventive function monitoring indicates critical operating states before errors occur
- High efficiency and long service life, with low power dissipation and low heating
- Space savings in the control cabinet, thanks to a narrow, slim-line design
- Fast and easy startup, thanks to tool-free Push-in connection technology

Commercial data

Item number	2904595
Packing unit	1 pc
Minimum order quantity	1 pc
Sales key	CM10
Product key	CMPI11
GTIN	4055626255750
Weight per piece (including packing)	239 g
Weight per piece (excluding packing)	239 g
Customs tariff number	85044095
Country of origin	VN

Technical data

Input data

AC operation

Input voltage range	100 V AC ... 240 V AC -15 % ... +10 %
Electric strength, max.	300 V AC (60 s)
Typical national grid voltage	120 V AC
	230 V AC
Voltage type of supply voltage	AC
Inrush current	typ. 9.1 A (at 25 °C)
Inrush current integral (I^2t)	< 0.1 A ² s
Inrush current limitation	< 9.1 A
Frequency range (f_N)	50 Hz ... 60 Hz -10 % ... +10 %
Mains buffering time	typ. 52 ms (120 V AC)
	typ. 52 ms (230 V AC)
Current consumption	0.37 A (100 V AC)
	0.3 A (120 V AC)
	0.17 A (230 V AC)
	0.16 A (240 V AC)
Nominal power consumption	32.8 VA
Protective circuit	Transient surge protection; Varistor
Typical response time	350 ms
Input fuse	3.15 A (slow-blow, internal)
Recommended breaker for input protection	6 A ... 16 A (Characteristic B, C or comparable)
Discharge current to PE	< 0.25 mA (264 V AC, 60 Hz)
	typ. 0.08 mA

DC operation

Input voltage range	110 V DC ... 250 V DC -20 % ... +40 %
Voltage type of supply voltage	DC
Current consumption	0.32 A (110 V DC)
	0.14 A (250 V DC)

Output data

Efficiency	typ. 87.4 % (120 V AC)
	typ. 88.4 % (230 V AC)
Nominal output voltage	5 V DC
Setting range of the output voltage (U_{Set})	5 V DC ... 6.2 V DC (constant capacity)
Nominal output current (I_N)	5 A
Static Boost ($I_{Stat.Boost}$)	6.25 A (≤ 40 °C)
Dynamic Boost ($I_{Dyn.Boost}$)	8 A (≤ 60 °C (5 s))
Feedback voltage resistance	≤ 16 V DC (16 V e-caps in output circuit)
Protection against overvoltage at the output (OVP)	< 8 V DC

QUINT4-PS/1AC/5DC/5/PT - Power supply



2904595

<https://www.phoenixcontact.com/us/products/2904595>

Control deviation	< 0.3 % (change in load, static 10 % ... 90 %)
	< 3 % (Dynamic load change 10% ... 90%, 10 Hz < 4%)
	< 0.1 % (change in input voltage ± 10 %)
Residual ripple	< 50 mV _{PP} (with nominal values)
Short-circuit-proof	yes
No-load proof	yes
Output power	25 W
	31 W
	40 W
Maximum no-load power dissipation	< 0.37 W (120 V AC)
	< 0.41 W (230 V AC)
Power loss nominal load max.	< 3.7 W (120 V AC)
	< 3.3 W (230 V AC)
Crest factor	typ. 1.88 (120 V AC)
	typ. 2.09 (230 V AC)
Rise time	50 ms ($U_{Out} = 10$ % ... 90 %)
Connection in parallel	yes, for redundancy and increased capacity
Connection in series	yes

Signal (configurable)

Digital	0 V DC 10 V DC 24 mA
Default	10 V DC 24 mA 10 V DC for $U_{Out} > 0.9 \times U_{Set}$

Connection data

Input

Connection method	Push-in connection
Conductor cross-section, rigid min.	0.2 mm ²
Conductor cross-section, rigid max.	2.5 mm ²
Conductor cross-section flexible min.	0.2 mm ²
Conductor cross-section flexible max.	2.5 mm ²
Single conductor/terminal point, stranded, with ferrule, min.	0.25 mm ²
Single conductor/terminal point, stranded, with ferrule, max.	2.5 mm ²
Conductor cross-section AWG min.	24
Conductor cross-section AWG max.	14
Stripping length	10 mm

Output

Connection method	Push-in connection
Conductor cross-section, rigid min.	0.2 mm ²
Conductor cross-section, rigid max.	2.5 mm ²
Conductor cross-section flexible min.	0.2 mm ²
Conductor cross-section flexible max.	2.5 mm ²
Single conductor/terminal point, stranded, with ferrule, min.	0.25 mm ²
Single conductor/terminal point, stranded, with ferrule, max.	2.5 mm ²

QUINT4-PS/1AC/5DC/5/PT - Power supply



2904595

<https://www.phoenixcontact.com/us/products/2904595>

Conductor cross-section AWG min.	24
Conductor cross-section AWG max.	14
Stripping length	10 mm

Signal

Connection method	Push-in connection
Conductor cross-section, rigid min.	0.2 mm ²
Conductor cross-section, rigid max.	2.5 mm ²
Conductor cross-section flexible min.	0.2 mm ²
Conductor cross-section flexible max.	2.5 mm ²
Single conductor/terminal point, stranded, with ferrule, min.	0.25 mm ²
Single conductor/terminal point, stranded, with ferrule, max.	2.5 mm ²
Conductor cross-section AWG min.	24
Conductor cross-section AWG max.	14
Stripping length	10 mm

Signaling

Types of signaling	LED
--------------------	-----

Signal output

P_{Out}	$> P_{Thr}$ (LED lights up yellow, output power $> P_{Thr}$, depending on the rotary selector switch setting)
U_{Out}	$> 0.9 \times U_{Set}$ (LED lights up green) $< 0.9 \times U_{Set}$ (LED flashes green)

Electrical properties

Number of phases	1
Insulation voltage input/output	4 kV AC (type test) 3 kV AC (routine test)
Switching frequency	75.00 kHz ... 220.00 kHz (Auxiliary converter stage) 4.00 kHz ... 70.00 kHz (Main converter stage) 30.00 kHz ... 135.00 kHz (PFC stage)

Product properties

Product type	Power supply
Product family	QUINT POWER
MTBF (IEC 61709, SN 29500)	> 1890000 h (25 °C) > 1080700 h (40 °C) > 473300 h (60 °C)

Insulation characteristics

Protection class	II
Overvoltage category (EN 61010-1)	II (≤ 5000 m)
Overvoltage category (EN 62477-1)	III (≤ 2000 m)
Degree of pollution	2

QUINT4-PS/1AC/5DC/5/PT - Power supply



2904595

<https://www.phoenixcontact.com/us/products/2904595>

Life expectancy (electrolytic capacitors)

Current	2.5 A
Temperature	40 °C
Time	91800 h
Additional text	120 V AC

Life expectancy (electrolytic capacitors)

Current	2.5 A
Temperature	40 °C
Time	98400 h
Additional text	230 V AC

Life expectancy (electrolytic capacitors)

Current	2.5 A
Temperature	25 °C
Time	183400 h
Additional text	120 V AC

Life expectancy (electrolytic capacitors)

Current	2.5 A
Temperature	25 °C
Time	186600 h
Additional text	230 V AC

Dimensions

Width	22.5 mm
Height	106 mm
Depth	90 mm

Installation dimensions

Installation distance right/left (active)	15 mm / 15 mm ($P_{Out} \geq 50\%$)
Installation distance right/left (passive)	5 mm / 5 mm ($P_{Out} \geq 50\%$)
Installation distance right/left (active, passive)	0 mm / 0 mm ($P_{Out} \leq 50\%$)
Installation distance top/bottom (active)	30 mm / 30 mm ($P_{Out} \geq 50\%$)
Installation distance top/bottom (passive)	30 mm / 30 mm ($P_{Out} \geq 50\%$)
Installation distance top/bottom (active, passive)	30 mm / 30 mm ($P_{Out} \leq 50\%$)

Mounting

Mounting type	DIN rail mounting
With protective coating	no

Material specifications

Flammability rating according to UL 94 (housing / terminal blocks)	V0
Housing material	Plastic
Type of housing	Polycarbonate

Hood version	Polycarbonate
--------------	---------------

Environmental and real-life conditions

Ambient conditions

Degree of protection	IP20
Ambient temperature (operation)	-25 °C ... 70 °C (> 60 °C Derating: 2,5 %/K)
Ambient temperature (storage/transport)	-40 °C ... 85 °C
Ambient temperature (start-up type tested)	-40 °C
Maximum altitude	≤ 5000 m (> 2000 m, observe derating)
Climatic class	3K3 (in acc. with EN 60721)
Max. permissible relative humidity (operation)	≤ 95 % (at 25 °C, non-condensing)
Shock	18 ms, 30g, in each space direction (according to IEC 60068-2-27)
Vibration (operation)	< 15 Hz, ±2.5 mm amplitude; 15 Hz ... 100 Hz: 2.3 g 90 Min. (in accordance with IEC 60068-2-6)
Temp code	T4 (-25 ... +70 °C; > 60 °C, Derating: 2,5 %/K)

Standards and regulations

Rail applications	EN 50121-3-2
	EN 50121-5
	IEC 62236-3-2
	IEC 62236-5
Standard – Limitation of mains harmonic currents	EN 61000-3-2
Standard - Electrical safety	IEC 61010-1 (SELV)
Standard – Safety extra-low voltage	IEC 61010-1 (SELV)
	IEC 61010-2-201 (PELV)
Standard - Safe isolation	IEC 61558-2-16
Standard - safety for equipment for measurement, control, and laboratory use	IEC 61010-1
Standard - Safety of power supply units up to 1100 V (insulation distances)	DIN EN 61558-2-16
Standard - Safety of transformers	EN 61558-2-16
Standard - power supply devices for low voltage with DC output	EN 61204-3

Approvals

SIQ	CB-Scheme (IEC 61010-1, IEC 61010-2-201)
UL approvals	UL Listed UL 61010-1
	UL Listed UL 61010-2-201
	UL 1310 Class 2 Power Units
	UL 121201 & CSA C22.2 No. 213-17 Class I, Division 2, Groups A, B, C, D T4 (Hazardous Location)

Conformity/Approvals

SIL in accordance with IEC 61508	0
----------------------------------	---

EMC data

QUINT4-PS/1AC/5DC/5/PT - Power supply



2904595

<https://www.phoenixcontact.com/us/products/2904595>

Electromagnetic compatibility	Conformance with EMC Directive 2014/30/EU
EMC requirements for noise emission	EN 61000-6-3
	EN 61000-6-4
EMC requirements for noise immunity	EN 61000-6-1
	EN 61000-6-2
EMC requirements for power supply	IEC 61850-3 (G,H)
	EN 61000-6-5 (switching devices)

Conducted noise emission

Standards/regulations	EN 55016
	EN 61000-6-3 (Class B)

Noise emission

Standards/regulations	Additional basic standard EN 61000-6-5 (immunity in switching devices), IEC/EN 61850-3 (power supply)
-----------------------	---

Noise emission

Standards/regulations	EN 55016
	EN 61000-6-3 (Class B)

Harmonic currents

Standards/regulations	EN 61000-3-2
	EN 61000-3-2 (Class A)
Frequency range	0 kHz ... 2 kHz

Flicker

Standards/regulations	EN 61000-3-3
Frequency range	0 kHz ... 2 kHz

Electrostatic discharge

Standards/regulations	EN 61000-4-2
-----------------------	--------------

Electrostatic discharge

Contact discharge	8 kV (Test Level 4)
Discharge in air	15 kV (Test Level 4)
Comments	Criterion A

Electromagnetic HF field

Standards/regulations	EN 61000-4-3
-----------------------	--------------

Electromagnetic HF field

Frequency range	80 MHz ... 1 GHz
Test field strength	20 V/m (Test Level X)
Frequency range	1 GHz ... 6 GHz
Test field strength	10 V/m (Test Level 3)
Comments	Criterion A

Fast transients (burst)

Standards/regulations	EN 61000-4-4
-----------------------	--------------

QUINT4-PS/1AC/5DC/5/PT - Power supply



2904595

<https://www.phoenixcontact.com/us/products/2904595>

Fast transients (burst)

Input	4 kV (Test Level 4 - asymmetrical)
Output	4 kV (Test Level X - asymmetrical)
Signal	4 kV (Test Level X - asymmetrical)
Comments	Criterion A

Surge voltage load (surge)

Standards/regulations	EN 61000-4-5
-----------------------	--------------

Surge voltage load (surge)

Input	2 kV (Test Level 4 - symmetrical)
	4 kV (Test Level 4 - asymmetrical)
Output	1 kV (Test Level 3 - symmetrical)
	2 kV (Test Level 3 - asymmetrical)
Signal	0.5 kV (Test Level 2 - symmetrical)
	1 kV (Test Level 2 - asymmetrical)
Comments	Criterion A

Conducted interference

Standards/regulations	EN 61000-4-6
-----------------------	--------------

Conducted interference

Input/output/signal	asymmetrical
Frequency range	0.15 MHz ... 80 MHz
Comments	Criterion A
Voltage	10 V (Test Level 3)

Power frequency magnetic field

Standards/regulations	EN 61000-4-8
Frequency	16.67 Hz
	50 Hz
	60 Hz
Test field strength	100 A/m
Additional text	60 s
Comments	Criterion A
Frequency	50 Hz
	60 Hz
Frequency range	50 Hz ... 60 Hz
Test field strength	1 kA/m
Additional text	3 s
Frequency	0 Hz
Test field strength	300 A/m
Additional text	DC, 60 s

Voltage dips

Standards/regulations	EN 61000-4-11
-----------------------	---------------

QUINT4-PS/1AC/5DC/5/PT - Power supply



2904595

<https://www.phoenixcontact.com/us/products/2904595>

Voltage	100 V AC
Frequency	60 Hz
Voltage dip	70 %
Number of periods	1 / 25 / 30 periods
Additional text	Test Level 2
Comments	Criterion A
Voltage dip	40 %
Number of periods	10 / 50 periods
Additional text	Test Level 2
Comments	Criterion A
Voltage dip	0 %
Number of periods	0.5 / 1 / 5 / 50 periods
Additional text	Test Level 2
Comments	Criterion B

Pulse-shape magnetic field

Standards/regulations	EN 61000-4-9
Test field strength	1000 A/m
Comments	Criterion A

Attenuated sinusoidal oscillations (ring wave)

Standards/regulations	EN 61000-4-12
Input	2 kV (symmetrical) 4 kV (asymmetrical)
Comments	Criterion A

Asymmetrical conducted disturbance variables

Standards/regulations	EN 61000-4-16
Test level 1	16.67 Hz 50 Hz 60 Hz 150 Hz 180 Hz (Test Level 3)
Voltage	30 V (10 s)
Test level 2	16.67 Hz 50 Hz 60 Hz (Test Level 2)
Voltage	300 V (1 s)
Comments	Criterion A

Attenuated oscillating wave

Standards/regulations	EN 61000-4-18
Voltage	1 kV (symmetrical) 2.5 kV (asymmetrical) 1 kV (symmetrical)
Comments	Criterion A

Criteria

Criterion A	Normal operating behavior within the specified limits.
Criterion B	Temporary impairment to operational behavior that is corrected by the device itself.
Criterion C	Temporary adverse effects on the operating behavior, which the device corrects automatically or which can be restored by

QUINT4-PS/1AC/5DC/5/PT - Power supply

2904595

<https://www.phoenixcontact.com/us/products/2904595>

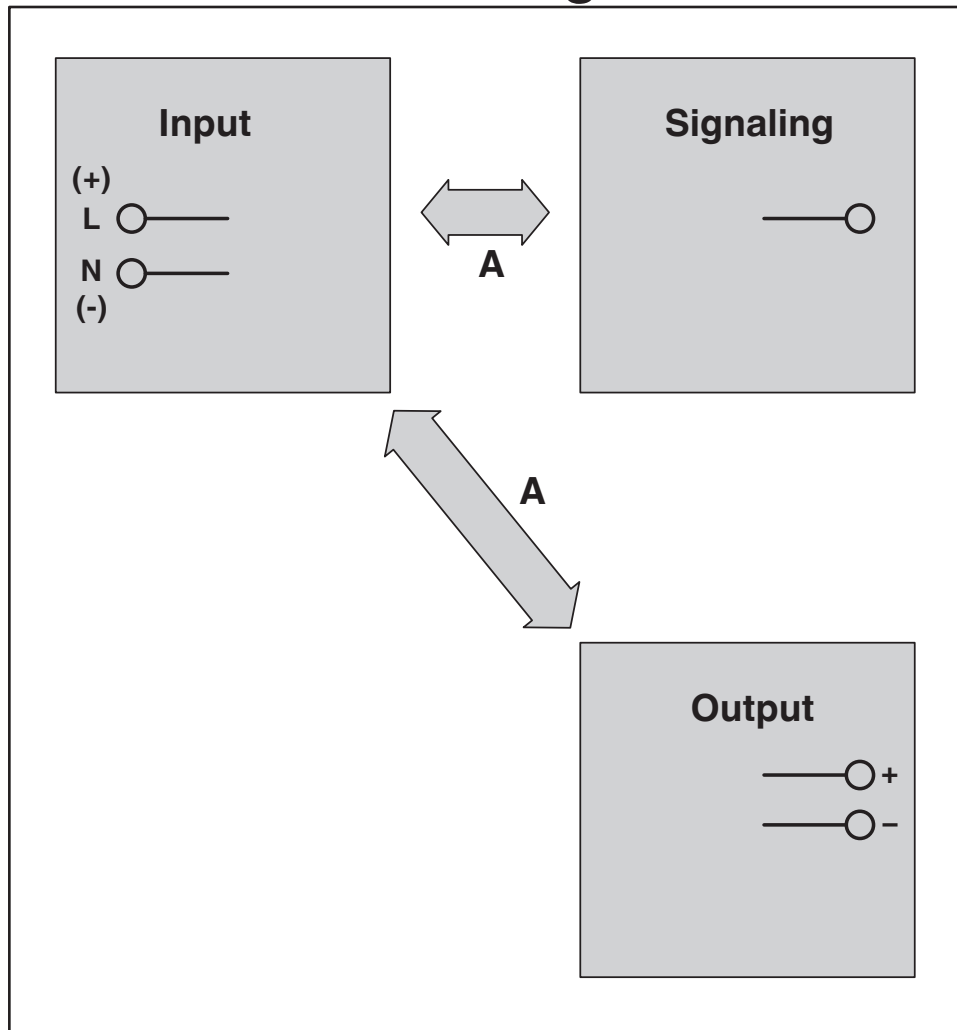


actuating the operating elements.

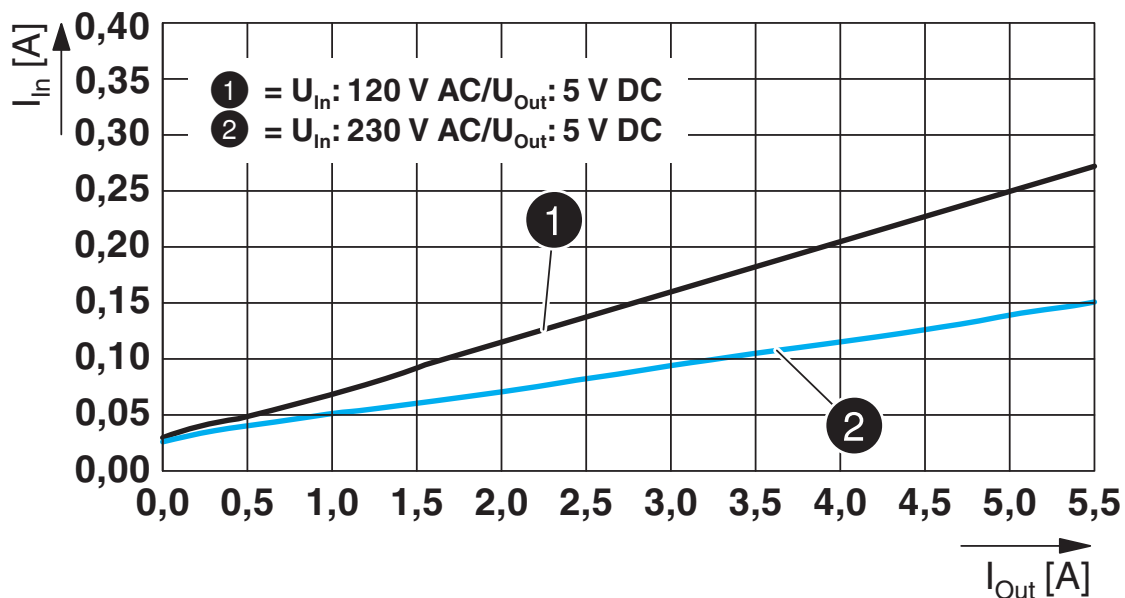
Drawings

Schematic diagram

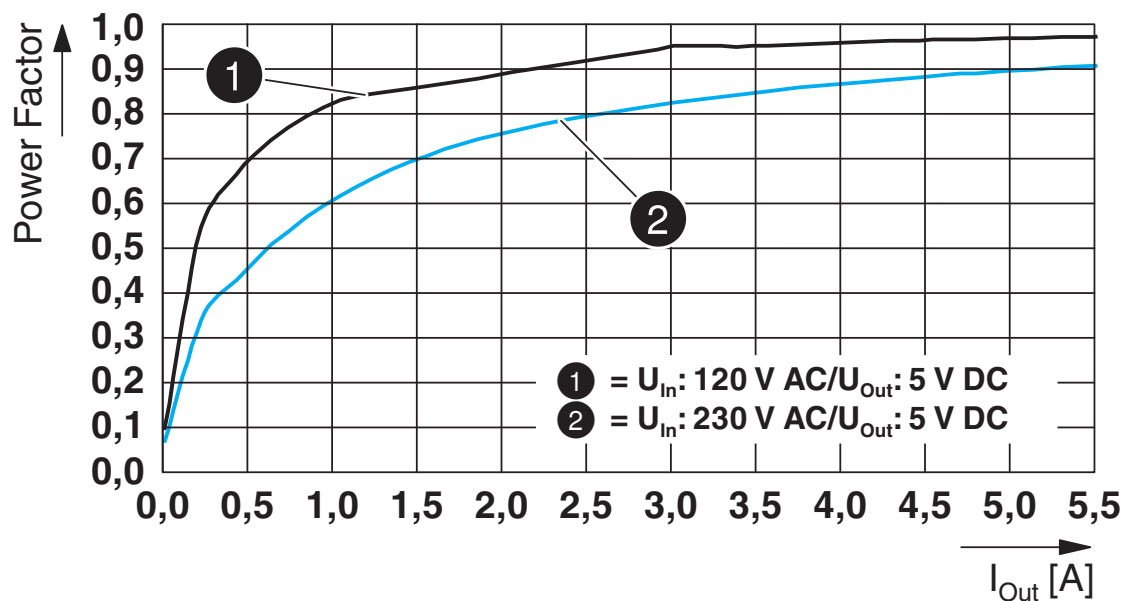
Housing



Diagram



Diagram



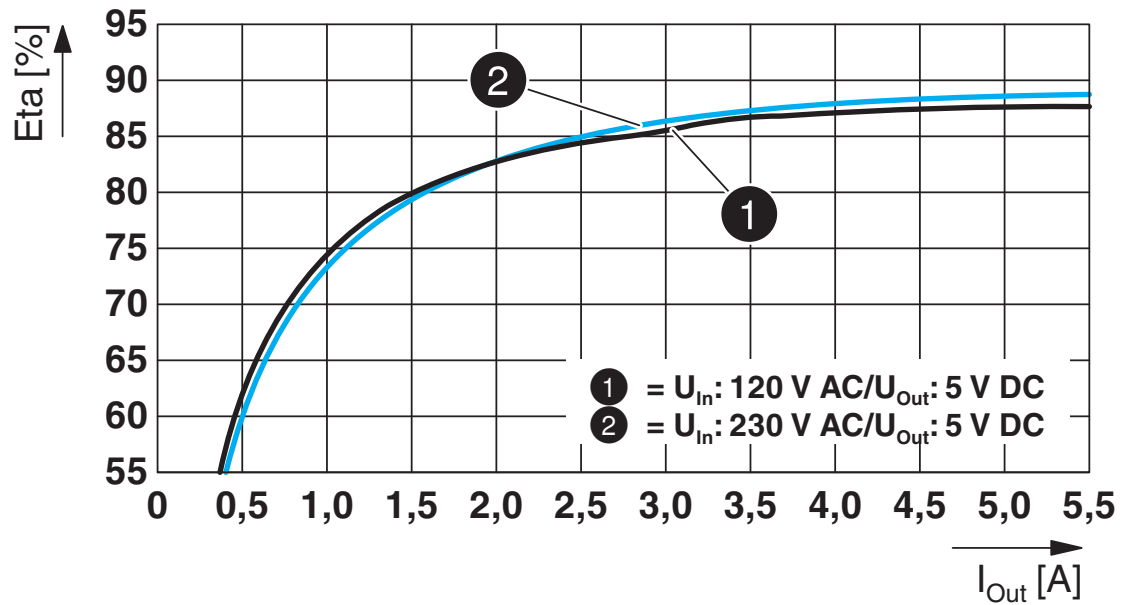
QUINT4-PS/1AC/5DC/5/PT - Power supply



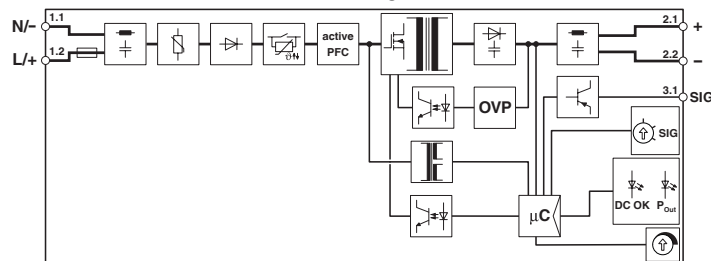
2904595

<https://www.phoenixcontact.com/us/products/2904595>

Diagram



Block diagram



QUINT4-PS/1AC/5DC/5/PT - Power supply



2904595

<https://www.phoenixcontact.com/us/products/2904595>

Approvals

To download certificates, visit the product detail page: <https://www.phoenixcontact.com/us/products/2904595>



IECEE CB Scheme

Approval ID: SI-7440



UL Listed

Approval ID: FILE E 123528



cUL Listed

Approval ID: FILE E 123528

DNV

Approval ID: TAA00001YD



BV

Approval ID: 44621/B1 BV



cUL Listed

Approval ID: FILE E 199827



UL Listed

Approval ID: FILE E 199827

QUINT4-PS/1AC/5DC/5/PT - Power supply



2904595

<https://www.phoenixcontact.com/us/products/2904595>

Classifications

ECLASS

ECLASS-13.0	27040701
ECLASS-15.0	27040701

ETIM

ETIM 10.0	EC002540
-----------	----------

UNSPSC

UNSPSC 21.0	39121000
-------------	----------

QUINT4-PS/1AC/5DC/5/PT - Power supply



2904595

<https://www.phoenixcontact.com/us/products/2904595>

Environmental product compliance

EU RoHS

Fulfills EU RoHS substance requirements	Yes
Exemption	6(c), 7(c)-I

China RoHS

Environment friendly use period (EFUP)	EFUP-25
	An article-related China RoHS declaration table can be found in the download area for the respective article under "Manufacturer declaration". For all articles with EFUP-E, no China RoHS declaration table issued and required.

EU REACH SVHC

REACH candidate substance (CAS No.)	Lead(CAS: 7439-92-1)
SCIP	efac3f99-844f-4072-8f99-aa71f83968e1

EF3.1 Climate Change

CO2e kg	4.646 kg CO2e
---------	---------------

Phoenix Contact 2026 © - all rights reserved
<https://www.phoenixcontact.com>

Phoenix Contact USA
586 Fulling Mill Road
Middletown, PA 17057, United States
(+717) 944-1300
info@phoenixcon.com