

# REL-OR3/L-230AC/3X21 - Single relay



2903696

<https://www.phoenixcontact.com/us/products/2903696>

Please be informed that the data shown in this PDF document is generated from our online catalog. Please find the complete data in the user documentation. Our general terms of use for downloads are valid.



Plug-in octal relays with power contacts, 3 changeover contacts, test button, mechanical switching position indicator, input voltage: 230 V AC

## Commercial data

Item number	2903696
Packing unit	10 pc
Minimum order quantity	10 pc
Sales key	C460
Product key	DK6953
GTIN	4046356759090
Weight per piece (including packing)	87.78 g
Weight per piece (excluding packing)	87.78 g
Customs tariff number	85364900
Country of origin	PL

# REL-OR3/L-230AC/3X21 - Single relay



2903696

<https://www.phoenixcontact.com/us/products/2903696>

## Technical data

### Notes

Notes on operation	The outputs are not suitable for switching different outer conductors.
Notes on operation	Do not use to separate SELV / PELV circuits from other circuits, because safe isolation is not guaranteed.

### Product properties

Product type	Single relay
Set comprises	2903292 RIF-3-RPT-LV-230AC/3X21
Operating mode	100% operating factor
Mechanical service life	approx. $2 \times 10^7$ cycles

### Insulation characteristics

Insulation	Basic insulation
Overvoltage category	III
Pollution degree	3

### Data management status

Date of last data management	01.04.2026
------------------------------	------------

### Electrical properties

Service life electrical	see diagram
Maximum power dissipation for nominal condition	2.99 W
Test voltage (Winding/contact)	2.5 kV <sub>rms</sub> (50 Hz, 1 min., winding/contact)
Test voltage (Changeover contact/changeover contact)	2.5 kV <sub>rms</sub> (50 Hz, 1 min., changeover contact/changeover contact)
Rated insulation voltage	250 V AC
Rated surge voltage	4 kV

### Input data

#### Coil side

Nominal input voltage $U_N$	230 V AC
Input voltage range	195.5 V AC ... 253 V AC (20 °C)
Mains frequency	50/60 Hz
Drive and function	monostable
Drive (polarity)	non-polarized
Typical input current at $U_N$	13 mA
Input power dissipation for $U_N$	2.6 W
Typical response time	5 ms ... 15 ms (depending on phase relation)
Typical release time range	5 ms ... 20 ms (depending on phase relation)
Status display	LED (yellow)
Coil resistance	7080 $\Omega$ $\pm$ 15 %

# REL-OR3/L-230AC/3X21 - Single relay



2903696

<https://www.phoenixcontact.com/us/products/2903696>

## Output data

### Switching

Contact switching type	3 changeover contacts
Type of switch contact	Single contact
Contact material	AgNi
Maximum switching voltage	250 V DC 440 V AC
Minimum switching voltage	10 V (At 24 mA)
Limiting continuous current	10 A
Maximum inrush current	30 A (20 ms, N/O contacts)
Min. switching current	10 mA (at 24 V)
Interrupting rating (ohmic load) max.	240 W (at 24 V DC) 124 W (at 48 V DC) 108 W (at 60 V DC) 52 W (at 110 V DC) 48 W (at 220 V DC) 2500 VA (for 250 V AC)

## Connection data

Connection method	Plug-in connection
-------------------	--------------------

## Dimensions

Width	35 mm
Height	35 mm
Depth	54.4 mm

## Environmental and real-life conditions

### Ambient conditions

Degree of protection	RT I
Degree of protection (Installation location)	≥ IP54 (Installation location)
Ambient temperature (operation)	-40 °C ... 55 °C
Ambient temperature (storage/transport)	-40 °C ... 85 °C
Altitude	≤ 2000 m

## Approvals

### Corrosive gas test

Identification	ISA-S71.04. G3 Harsh Group EN 60068-2-60
----------------	---

## Standards and regulations

Standards/regulations	IEC 60664 IEC 61810
-----------------------	------------------------

# REL-OR3/L-230AC/3X21 - Single relay



2903696

<https://www.phoenixcontact.com/us/products/2903696>

## Mounting

Mounting position	any
-------------------	-----

## Drawings

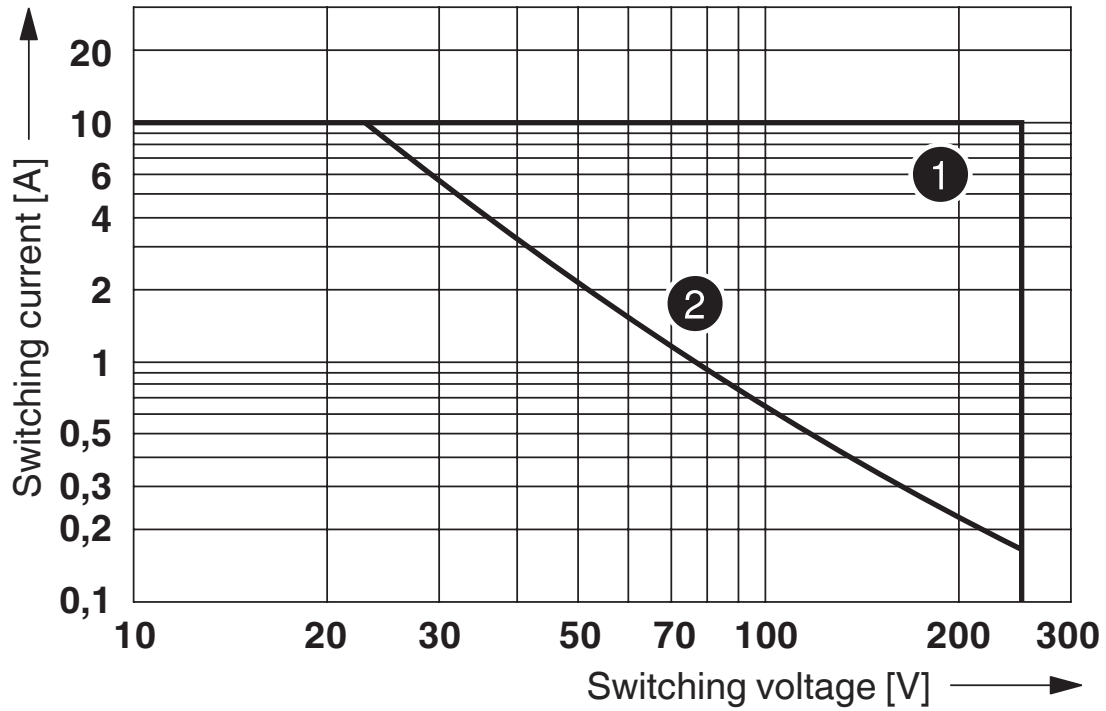
Diagram



- ① DC coils
- ② AC coils

Operating voltage range

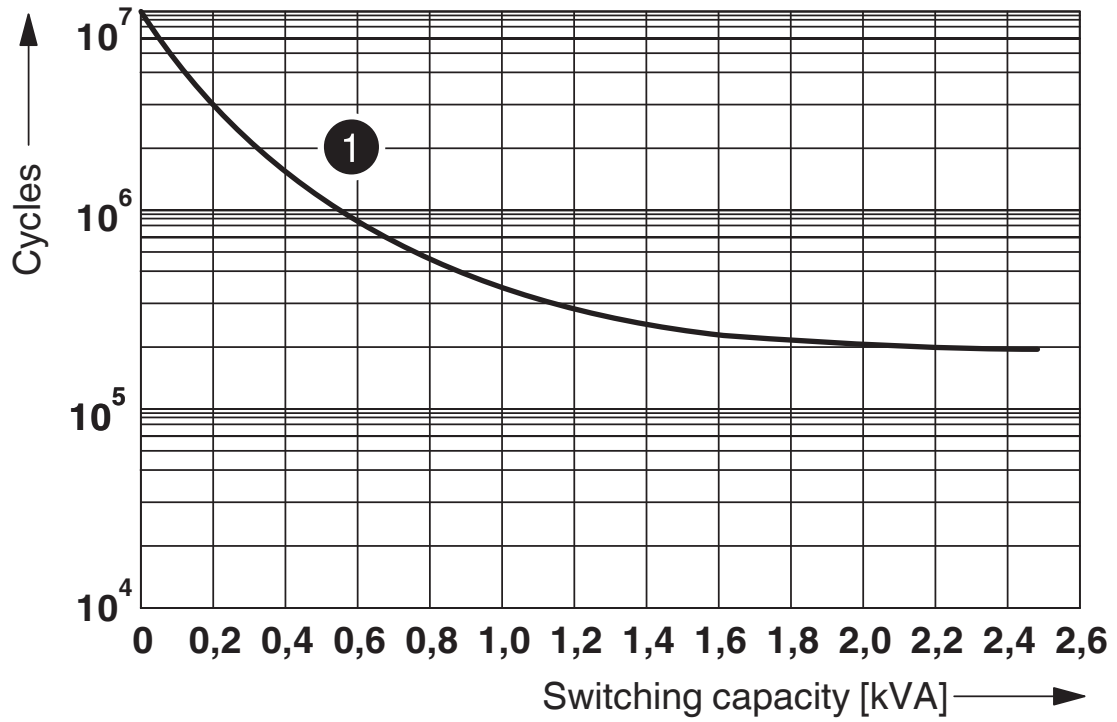
Diagram



- ① AC, ohmic load
- ② DC, ohmic load

Interrupting rating

Diagram



250 V AC, ohmic load

Electrical service life

Diagram



Service life reduction factor

Diagram



Permissible humidity for operation and storage.

The maximum permissible ambient temperature as specified in the data sheet must be observed.

Area A: Ice buildup at ambient temperatures  $\leq 0^{\circ}\text{C}$  must be prevented

Area B: Condensation at ambient temperatures  $> 0^{\circ}\text{C}$  must be prevented

On 30 full days that are naturally distributed across an entire year, a humidity level of 95% is permissible at an ambient temperature  $\leq 25^{\circ}\text{C}$ .

Circuit diagram



# REL-OR3/L-230AC/3X21 - Single relay




2903696

<https://www.phoenixcontact.com/us/products/2903696>

## Approvals

To download certificates, visit the product detail page: <https://www.phoenixcontact.com/us/products/2903696>

 **CSA**  
Approval ID: 256725

 **EAC**  
Approval ID: RU\*C-DE.\*08.B.00010

 **VDE Zeichengenehmigung**  
Approval ID: 40036588

 **cULus Recognized**  
Approval ID: E172140

# REL-OR3/L-230AC/3X21 - Single relay



2903696

<https://www.phoenixcontact.com/us/products/2903696>

## Classifications

### ECLASS

ECLASS-13.0	27371601
ECLASS-15.0	27371601

### ETIM

ETIM 10.0	EC001437
-----------	----------

### UNSPSC

UNSPSC 21.0	39122300
-------------	----------

# REL-OR3/L-230AC/3X21 - Single relay



2903696

<https://www.phoenixcontact.com/us/products/2903696>

## Environmental product compliance

### EU RoHS

Fulfills EU RoHS substance requirements	Yes, No exemptions
---	--------------------

### China RoHS

Environment friendly use period (EFUP)	EFUP-E
	No hazardous substances above the limits

### EU REACH SVHC

REACH candidate substance (CAS No.)	No substance above 0.1 wt%
-------------------------------------	----------------------------

Phoenix Contact 2026 © - all rights reserved  
<https://www.phoenixcontact.com>

Phoenix Contact USA  
586 Fulling Mill Road  
Middletown, PA 17057, United States  
(+717) 944-1300  
[info@phoenixcon.com](mailto:info@phoenixcon.com)