

# RIF-0-RPT-24DC/ 1AU - Relay module



2903359

<https://www.phoenixcontact.com/us/products/2903359>

Please be informed that the data shown in this PDF document is generated from our online catalog. Please find the complete data in the user documentation. Our general terms of use for downloads are valid.



Preassembled relay module with Push-in connection, consisting of: relay base with ejector and multi-layer gold contact relay. Contact switching type: 1 N/O contact. Input voltage: 24 V DC

## Product description

The pluggable electromechanical and solid-state relays in the RIFLINE complete product range and the base are recognized and approved in accordance with UL 508. The relevant approvals can be called up at the individual components in question.

## Commercial data

Item number	2903359
Packing unit	10 pc
Minimum order quantity	10 pc
Sales key	C465
Product key	DK652G
GTIN	4046356732925
Weight per piece (including packing)	25.7 g
Weight per piece (excluding packing)	21.919 g
Customs tariff number	85364110
Country of origin	CZ

# RIF-0-RPT-24DC/ 1AU - Relay module



2903359

<https://www.phoenixcontact.com/us/products/2903359>

## Set consists of

### RIF-0-BPT/1 - Relay base

2901873

<https://www.phoenixcontact.com/us/products/2901873>




RIF-0... relay base, for miniature power relay with 1 N/O contact or solid-state relays of the same design, push-in connection, for mounting on NS 35/7,5

---

### REL-MR- 24DC/21AU - Single relay

2961121

<https://www.phoenixcontact.com/us/products/2961121>



Plug-in miniature power relay, with multi-layer gold contact, 1 changeover contact, input voltage 24 V DC

## Technical data

### Product properties

Product type	Relay Module
Product family	RIFLINE complete
Application	Universal
Operating mode	100% operating factor
Mechanical service life	approx. $2 \times 10^7$ cycles

### Insulation characteristics

Insulation	safe isolation
Overvoltage category	III
Pollution degree	2

### Data management status

Date of last data management	20.01.2026
------------------------------	------------

### Electrical properties

Service life electrical	see diagram
Maximum power dissipation for nominal condition	0.22 W
Test voltage (Winding/contact)	4 kV <sub>rms</sub> (50 Hz, 1 min., winding/contact)
Rated insulation voltage	250 V AC
Rated surge voltage	6 kV

### Input data

#### Coil side

Nominal input voltage $U_N$	24 V DC
Input voltage range	19.2 V DC ... 36 V DC (20 °C)
Input voltage range in reference to $U_N$	see diagram
Drive and function	monostable
Drive (polarity)	polarized
Typical input current at $U_N$	9 mA
Typical response time	5 ms
Typical release time	8 ms
Coil voltage	24 V DC
Protective circuit	Freewheeling diode
Operating voltage display	Yellow LED

### Output data

#### Switching

Contact switching type	1 N/O contact
Type of switch contact	Single contact
Contact material	AgSnO, hard gold-plated

# RIF-0-RPT-24DC/ 1AU - Relay module



2903359

<https://www.phoenixcontact.com/us/products/2903359>

Maximum switching voltage	30 V AC
	36 V DC
Minimum switching voltage	100 mV (10 mA)
Limiting continuous current	50 mA
Maximum inrush current	50 mA
Min. switching current	1 mA (12 V)
Interrupting rating (ohmic load) max.	1.2 W (24 V DC)
Utilization category CB Scheme (IEC 60947-5-1)	AC15, 3 A/250 V (N/O contact)
	AC15, 1 A/250 V (N/C contact)
	DC13, 1.5 A/24 V (N/O contact)
	DC13, 0.2 A/110 V (N/O contact)
	DC13, 0.1 A/220 V (N/O contact)

Switching: when the gold layer is destroyed

Note	<b>the following values are applicable if a gold layer is destroyed</b>	
Contact material	AgSnO	
Maximum switching voltage	250 V AC/DC	
Minimum switching voltage	5 V (at 100 mA)	
Limiting continuous current	6 A	
Min. switching current	10 mA (at 12 V)	
	Interrupting rating (ohmic load) max.	140 W (at 24 V DC)
		20 W (at 48 V DC)
		18 W (at 60 V DC)
		23 W (at 110 V DC)
		40 W (at 220 V DC)
Switching capacity	1500 VA (for 250 V AC)	
	2 A (at 24 V, DC13)	
	0.2 A (at 110 V, DC13)	
	0.1 A (at 220 V, DC13)	
	3 A (at 24 V, AC15)	
	3 A (at 120 V, AC15)	
	3 A (at 230 V, AC15)	

## Connection data

Connection method	Push-in connection
Stripping length	8 mm
Conductor cross-section rigid	0.14 mm <sup>2</sup> ... 1.5 mm <sup>2</sup>
Conductor cross-section flexible	0.14 mm <sup>2</sup> ... 1.5 mm <sup>2</sup>
	0.14 mm <sup>2</sup> ... 1.5 mm <sup>2</sup> (Ferrule with plastic sleeve)
Conductor cross-section AWG	24 ... 16

## Dimensions

Item dimensions

# RIF-0-RPT-24DC/ 1AU - Relay module



2903359

<https://www.phoenixcontact.com/us/products/2903359>

Width	6.2 mm
Height	93 mm
Depth	66 mm

## Material specifications

Color	gray (RAL 7042)
Flammability rating according to UL 94 (Housing)	V2 (Housing)

## Environmental and real-life conditions

### Ambient conditions

Degree of protection (Relay base)	IP20 (Relay base)
Degree of protection (Relay)	RT III (Relay)
Ambient temperature (operation)	-40 °C ... 60 °C
Ambient temperature (storage/transport)	-40 °C ... 85 °C

## Approvals

### Corrosive gas test

Identification	ISA-S71.04. G3 Harsh Group
	EN 60068-2-60

## Standards and regulations

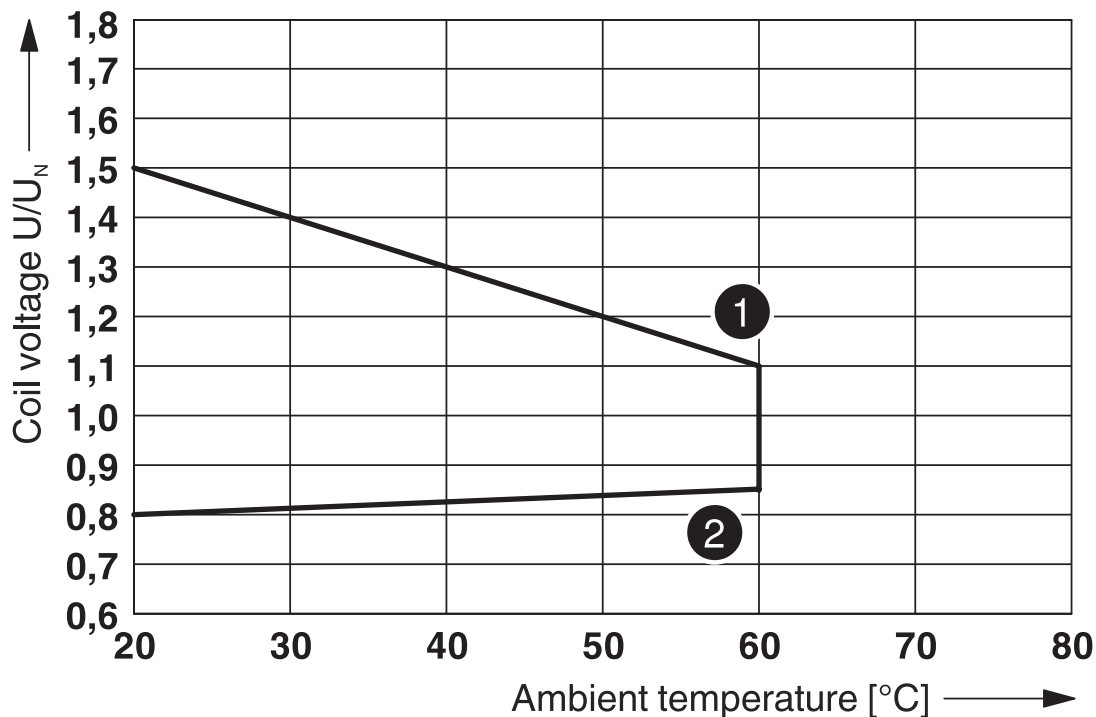
Standards/regulations	IEC 60947-5-1
-----------------------	---------------

## Mounting

Mounting type	DIN rail mounting
Assembly note	in rows with zero spacing
Mounting position	any

Drawings

Diagram



- ① Maximum continuous voltage at limiting continuous current = 6 A
  - ② Minimum operate voltage
- For pre-excitation with  $U_N$  and limiting continuous current = 6 A

Operating voltage range



Interrupting rating

Diagram



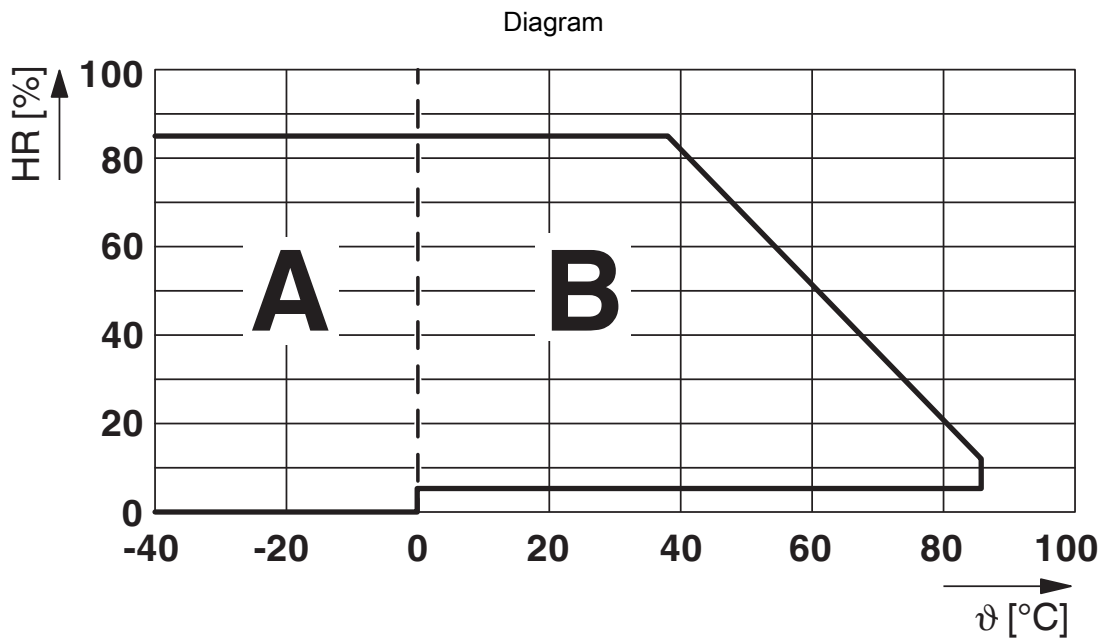
Service life reduction factor

Diagram



① 250 V AC, ohmic load

Electrical service life



Permissible humidity for operation and storage.

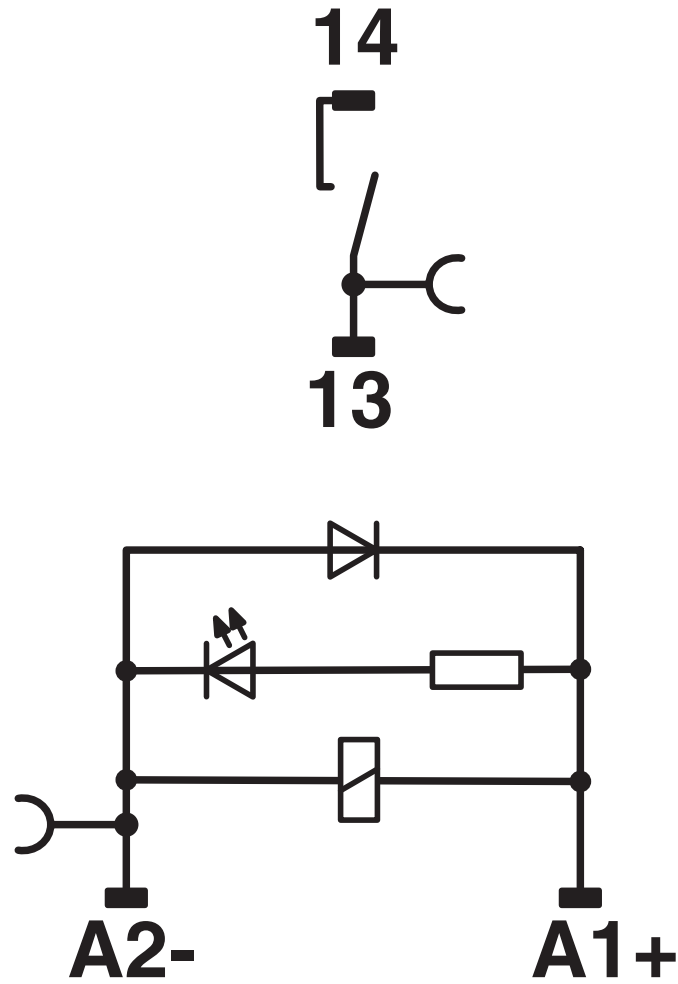
The maximum permissible ambient temperature as specified in the data sheet must be observed.

Area A: Ice buildup at ambient temperatures  $\leq 0^\circ\text{C}$  must be prevented

Area B: Condensation at ambient temperatures  $> 0^\circ\text{C}$  must be prevented

On 30 full days that are naturally distributed across an entire year, a humidity level of 95% is permissible at an ambient temperature  $\leq 25^\circ\text{C}$ .

Circuit diagram



DC coils

# RIF-0-RPT-24DC/ 1AU - Relay module



2903359

<https://www.phoenixcontact.com/us/products/2903359>

## Approvals

🔗 To download certificates, visit the product detail page: <https://www.phoenixcontact.com/us/products/2903359>

**DNV**

Approval ID: TAA000018V

# RIF-0-RPT-24DC/ 1AU - Relay module



2903359

<https://www.phoenixcontact.com/us/products/2903359>

## Classifications

### ECLASS

ECLASS-13.0	27371601
ECLASS-15.0	27371601

### ETIM

ETIM 10.0	EC001437
-----------	----------

### UNSPSC

UNSPSC 21.0	39122300
-------------	----------

## Environmental product compliance

### EU RoHS

Fulfills EU RoHS substance requirements	Yes
Exemption	7(a), 7(c)-I

### China RoHS

Environment friendly use period (EFUP)	EFUP-50
	An article-related China RoHS declaration table can be found in the download area for the respective article under "Manufacturer declaration". For all articles with EFUP-E, no China RoHS declaration table issued and required.

### EU REACH SVHC

REACH candidate substance (CAS No.)	Lead(CAS: 7439-92-1)
SCIP	5c317584-7bce-411f-9e32-8c77360a9c71

### EF3.1 Climate Change

CO2e kg	0.511 kg CO2e
---------	---------------