

# RIF-3-RSC-LV-120AC/2X21 - Relay module



2903302

<https://www.phoenixcontact.com/us/products/2903302>

Please be informed that the data shown in this PDF document is generated from our online catalog. Please find the complete data in the user documentation. Our general terms of use for downloads are valid.



Preassembled relay module with screw connection, consisting of: relay base, power contact relay, plug-in display/interference suppression module, and retaining bracket. Contact switching type: 2 changeover contacts. Input voltage: 120 V AC

## Product description

The pluggable electromechanical and solid-state relays in the RIFLINE complete product range and the base are recognized and approved in accordance with UL 508. The relevant approvals can be called up at the individual components in question.

## Commercial data

Item number	2903302
Packing unit	1 pc
Note	Made to order (non-returnable)
Sales key	C465
Product key	DK651B
GTIN	4046356732550
Weight per piece (including packing)	175.26 g
Weight per piece (excluding packing)	99.99 g
Customs tariff number	85364900
Country of origin	CN

# RIF-3-RSC-LV-120AC/2X21 - Relay module



2903302


<https://www.phoenixcontact.com/us/products/2903302>

## Set consists of

### RIF-3-BSC/2X21 - Relay base

2900935

<https://www.phoenixcontact.com/us/products/2900935>



RIF-3... relay base, for octal relay with 2 changeover contacts, screw connection, plug-in option for input/interference suppression modules, for mounting on NS 35/7,5

---

### REL-OR2/L-120AC/2X21 - Single relay

2903691

<https://www.phoenixcontact.com/us/products/2903691>



Plug-in octal relays with power contacts, 2 changeover contacts, test button, mechanical switching position indicator, coil voltage: 120 V AC

## RIF-3-RSC-LV-120AC/2X21 - Relay module

2903302

<https://www.phoenixcontact.com/us/products/2903302>



## RIF-V-120-230 UC - Plug-in module

2900948

<https://www.phoenixcontact.com/us/products/2900948>



Plug-in module, for mounting on RIF-1, RIF-2, RIF-3, and RIF-4, with varistor, input voltage: 120 V AC ... 230 V AC / DC  $\pm 20\%$

---

## RIF-RH-3 - Retaining bracket

2900955

<https://www.phoenixcontact.com/us/products/2900955>



Relay retaining bracket, with holder for marking material, suitable for RIF-3 relay base, for octal relay

## Technical data

### Product properties

Product type	Relay Module
Product family	RIFLINE complete
Application	Universal
Operating mode	100% operating factor
Mechanical service life	approx. $2 \times 10^7$ cycles

### Insulation characteristics

Insulation	Basic insulation
Overvoltage category	III
Pollution degree	2

### Data management status

Date of last data management	12.09.2025
------------------------------	------------

### Electrical properties

Test voltage (Winding/contact)	2.5 kV <sub>rms</sub> (50 Hz, 1 min., winding/contact)
Test voltage (Contact/contact)	2 kV <sub>rms</sub> (50 Hz, 1 min., contact/contact)
Rated insulation voltage	250 V AC
Rated surge voltage	4 kV

### Input data

#### Coil side

Nominal input voltage $U_N$	120 V AC
Input voltage range	102 V AC ... 132 V AC (20 °C)
Input voltage range in reference to $U_N$	see diagram
Mains frequency	50/60 Hz
Drive and function	monostable
Typical input current at $U_N$	23 mA
Typical response time	5 ms ... 15 ms
Typical release time range	5 ms ... 20 ms
Coil voltage	120 V AC
Protective circuit	Varistor
Operating voltage display	Yellow LED

### Output data

#### Switching

Contact switching type	2 changeover contacts
Type of switch contact	Single contact
Contact material	AgNi
Maximum switching voltage	250 V AC/DC

# RIF-3-RSC-LV-120AC/2X21 - Relay module



2903302

<https://www.phoenixcontact.com/us/products/2903302>

Minimum switching voltage	10 V (24 mA)
Limiting continuous current	7 A (see diagram)
Maximum inrush current	30 A (20 ms, N/O contacts)
Min. switching current	10 mA (24 V)
Interrupting rating (ohmic load) max.	168 W (24 V DC)
	124 W (48 V DC)
	108 W (60 V DC)
	52 W (110 V DC)
	48 W (220 V DC)
	1750 VA (250 V AC)
Utilization category CB Scheme (IEC 60947-5-1)	AC15, 1.5 A/240 V (N/O contact)
	DC13, 2 A/240 V (N/O contact)

## Connection data

Connection method	Screw connection
Stripping length	8 mm
Conductor cross-section rigid	0.5 mm <sup>2</sup> ... 4 mm <sup>2</sup>
Conductor cross-section rigid (2 conductors with same cross section)	0.5 mm <sup>2</sup> ... 2.5 mm <sup>2</sup>
Conductor cross-section flexible	0.5 mm <sup>2</sup> ... 4 mm <sup>2</sup>
	0.5 mm <sup>2</sup> ... 4 mm <sup>2</sup> (Ferrule with plastic sleeve)
Conductor cross-section flexible (2 conductors with same cross section)	0.5 mm <sup>2</sup> ... 2.5 mm <sup>2</sup>
	0.5 mm <sup>2</sup> ... 1.5 mm <sup>2</sup> (TWIN ferrule with plastic sleeve)
Conductor cross-section AWG	20 ... 10 (solid)
	20 ... 12 (flexible)
Tightening torque	0.5 Nm ... 0.6 Nm

## Dimensions

### Item dimensions

Width	40 mm
Height	96 mm
Depth	90 mm

## Material specifications

Color	gray (RAL 7042)
Flammability rating according to UL 94 (Housing)	V2 (Housing)

## Environmental and real-life conditions

### Ambient conditions

Degree of protection (Relay base)	IP20 (Relay base)
Degree of protection (Relay)	RT I (Relay)
Ambient temperature (operation)	-40 °C ... 50 °C
Ambient temperature (storage/transport)	-40 °C ... 85 °C

# RIF-3-RSC-LV-120AC/2X21 - Relay module



2903302

<https://www.phoenixcontact.com/us/products/2903302>

## Approvals

### Corrosive gas test

Identification	ISA-S71.04. G3 Harsh Group
	EN 60068-2-60

## Standards and regulations

Standards/regulations	DIN EN 50178
-----------------------	--------------

## Mounting

Mounting type	DIN rail mounting
Assembly note	in rows with zero spacing
Mounting position	any

## Drawings

Diagram



① DC coil (observe contact derating)

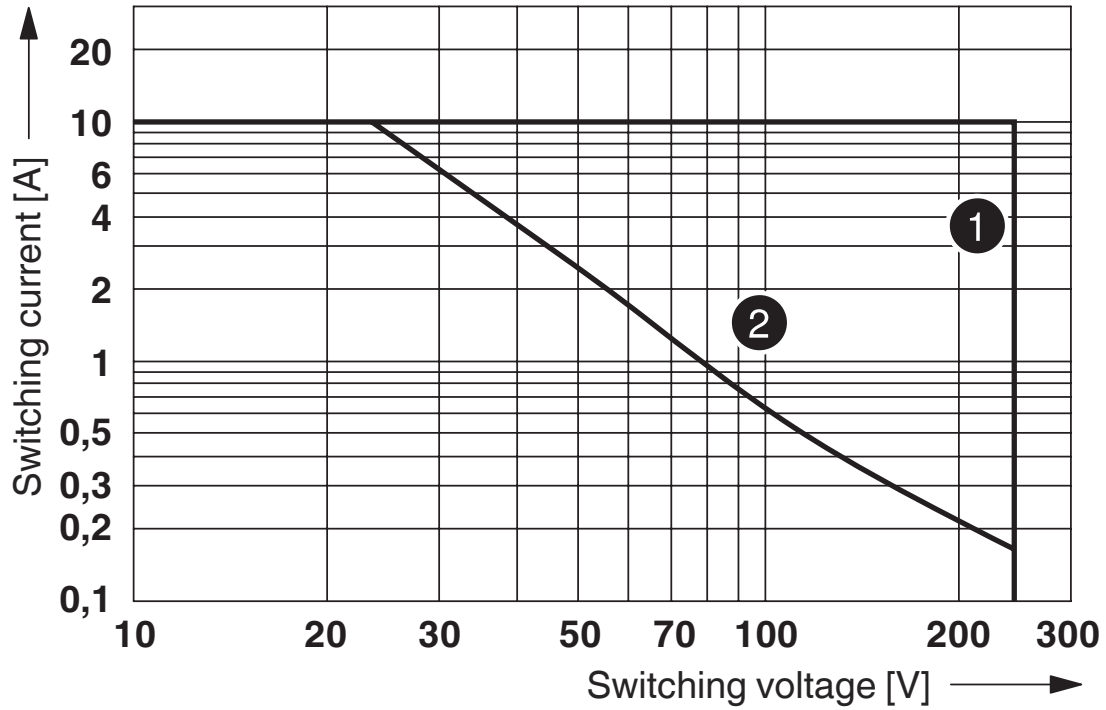
② AC coil (observe contact derating)

Operating voltage range

2903302

<https://www.phoenixcontact.com/us/products/2903302>

Diagram



- ① AC, ohmic load
- ② DC, ohmic load

Interrupting rating

2903302

<https://www.phoenixcontact.com/us/products/2903302>

Diagram



Contact derating

Diagram



250 V AC, ohmic load

Electrical service life

Diagram



Service life reduction factor

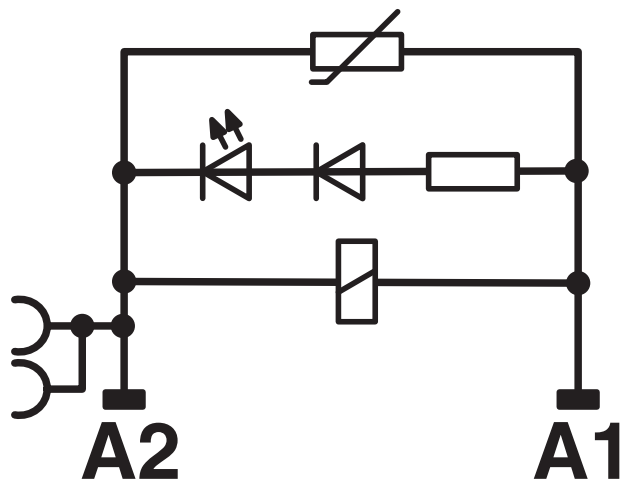
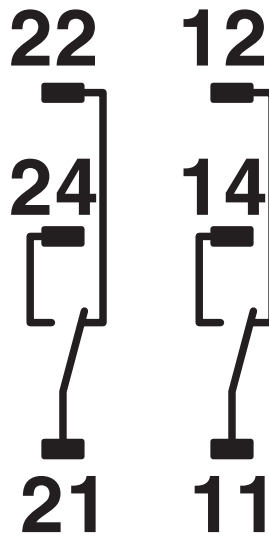
# RIF-3-RSC-LV-120AC/2X21 - Relay module



2903302

<https://www.phoenixcontact.com/us/products/2903302>

Circuit diagram



AC coils

# RIF-3-RSC-LV-120AC/2X21 - Relay module



2903302

<https://www.phoenixcontact.com/us/products/2903302>

## Classifications

### UNSPSC

UNSPSC 21.0	39122300
-------------	----------

# RIF-3-RSC-LV-120AC/2X21 - Relay module



2903302

<https://www.phoenixcontact.com/us/products/2903302>

## Environmental product compliance

### China RoHS

Environment friendly use period (EFUP)	EFUP-E
	No hazardous substances above the limits

### EU REACH SVHC

REACH candidate substance (CAS No.)	No substance above 0.1 wt%
-------------------------------------	----------------------------

Phoenix Contact 2026 © - all rights reserved  
<https://www.phoenixcontact.com>

Phoenix Contact USA  
586 Fulling Mill Road  
Middletown, PA 17057, United States  
(+717) 944-1300  
[info@phoenixcon.com](mailto:info@phoenixcon.com)