

# MINI MCR-2-PTB - Power terminal block



2902066

<https://www.phoenixcontact.com/us/products/2902066>

Please be informed that the data shown in this PDF document is generated from our online catalog. Please find the complete data in the user documentation. Our general terms of use for downloads are valid.



Power terminal with plug-in connection technology for delivering the supply voltage to the DIN rail connector. Monitoring of the supply voltages in combination with the fault monitoring module. Screw connection technology

## Product description

The power terminal with plug-in connection technology is used to deliver the supply voltage to the DIN rail connector. Two separate voltage inputs permit a redundant and diode-decoupled power supply up to a maximum current of 3.2 A. The FM power terminal offers the additional functions of monitoring in combination with the MINI MCR-2-FM-RC(-PT) fault monitoring module (Order No.: 2904504, 2904508), the flexible, redundant supply of one or both module sides, and an extended supply voltage range of 9.6...30 V DC. The power terminal supports NFC communication.

## Commercial data

Item number	2902066
Packing unit	1 pc
Minimum order quantity	1 pc
Sales key	C404
Product key	DK112Z
GTIN	4046356649933
Weight per piece (including packing)	118 g
Weight per piece (excluding packing)	98 g
Customs tariff number	85389099
Country of origin	DE

# MINI MCR-2-PTB - Power terminal block



2902066

<https://www.phoenixcontact.com/us/products/2902066>

## Technical data

### Notes

#### Utilization restriction

EMC note	EMC: class A product, see manufacturer's declaration in the download area
----------	---

### Product properties

Product type	Feed-in module
--------------	----------------

### Electrical properties

Maximum temperature coefficient	< 0.01 %/K
---------------------------------	------------

### Input data

Input voltage range DC	9.9 V DC ... 30 V DC
Max. input current	3.2 A
Reverse polarity protection	yes

### Output data

Output voltage range	9.6 V DC ... 29.7 V DC
----------------------	------------------------

### Connection data

#### Input

Connection method	Screw connection
Conductor cross-section, rigid min.	0.14 mm <sup>2</sup>
Conductor cross-section, rigid max.	2.5 mm <sup>2</sup>
Conductor cross-section flexible min.	0.14 mm <sup>2</sup>
Conductor cross-section flexible max.	2.5 mm <sup>2</sup>
Conductor cross-section AWG min.	24
Conductor cross-section AWG max.	12
Stripping length	10 mm
Screw thread	M3
Tightening torque, min	0.5 Nm
Tightening torque max	0.6 Nm

### Interfaces

Interface	NFC interface
-----------	---------------

### Signaling

Operating voltage display	Green LED (PWR 1)
	Green LED (PWR 2)
Error indication	Red LED (ERR 1)
	Red LED (ERR 2)

# MINI MCR-2-PTB - Power terminal block



2902066

<https://www.phoenixcontact.com/us/products/2902066>

## Dimensions

Width	6.2 mm
Height	109.81 mm
Depth	119.2 mm

## Material specifications

Housing material	PBT
Fire protection for rail vehicles (DIN EN 45545-2) R22	HL 1 - HL 2
Fire protection for rail vehicles (DIN EN 45545-2) R23	HL 1 - HL 2
Fire protection for rail vehicles (DIN EN 45545-2) R24	HL 1 - HL 2

## Environmental and real-life conditions

### Ambient conditions

Degree of protection	IP20 (not assessed by UL)
Ambient temperature (operation)	-40 °C ... 70 °C
Ambient temperature (storage/transport)	-40 °C ... 85 °C
Maximum altitude	≤ 2000 m
Permissible humidity (operation)	5 % ... 95 % (non-condensing)

## Approvals

### CE

Certificate	CE-compliant
-------------	--------------

### ATEX

Identification	⊕ II 3 G Ex ec IIC T4 Gc
Certificate	BVS 20 ATEX E 014X

### IECEX

Identification	Ex ec IIC T4 Gc
Certificate	IECEX BVS 20.0010X

### CCC / China-Ex

Identification	Ex ec IIC T4 Gc
----------------	-----------------

### UL, USA/Canada

Identification	UL 508 Listed
	Class I, Div. 2, Groups A, B, C, D T6
	Class I, Zone 2, Group IIC T6

### Shipbuilding approval

Certificate	DNV GL TAA00002UA
-------------	-------------------

### EAC Ex

Identification	⊕ Ex ec IIC T4 Gc
Certificate	BY/112 02.01 TP012 103.01 00079

# MINI MCR-2-PTB - Power terminal block



2902066

<https://www.phoenixcontact.com/us/products/2902066>

## Shipbuilding data

Temperature	B
Humidity	B
Vibration	A
EMC	A
Enclosure	Required protection according to the Rules shall be provided upon installation on board

## EMC data

Electromagnetic compatibility	Conformance with EMC directive
Noise immunity	EN 61000-6-2
Note	When being exposed to interference, there may be minimal deviations.

## Noise emission

Standards/regulations	EN 61000-6-4
-----------------------	--------------

## Electrostatic discharge

Standards/regulations	EN 61000-4-2
-----------------------	--------------

## Electrostatic discharge

Comments	Safety measures must be taken to prevent electrostatic discharge.
----------	---

## Electromagnetic HF field

Designation	Electromagnetic RF field
Standards/regulations	EN 61000-4-3

## Fast transients (burst)

Designation	Fast transients (burst)
Standards/regulations	EN 61000-4-4

## Surge current load (surge)

Standards/regulations	EN 61000-4-5
-----------------------	--------------

## Conducted interference

Designation	Conducted interferences
Standards/regulations	EN 61000-4-6

## Standards and regulations

Standard designation	GB Standard
Standards/specifications	GB/T 3836.1
	GB/T 3836.3

## Mounting

Mounting type	DIN rail mounting
Assembly note	The DIN rail connector can be used for bridging the supply voltage. It can be snapped onto a 35 mm EN 60715 DIN rail.

# MINI MCR-2-PTB - Power terminal block

2902066

<https://www.phoenixcontact.com/us/products/2902066>



Mounting position	any
-------------------	-----

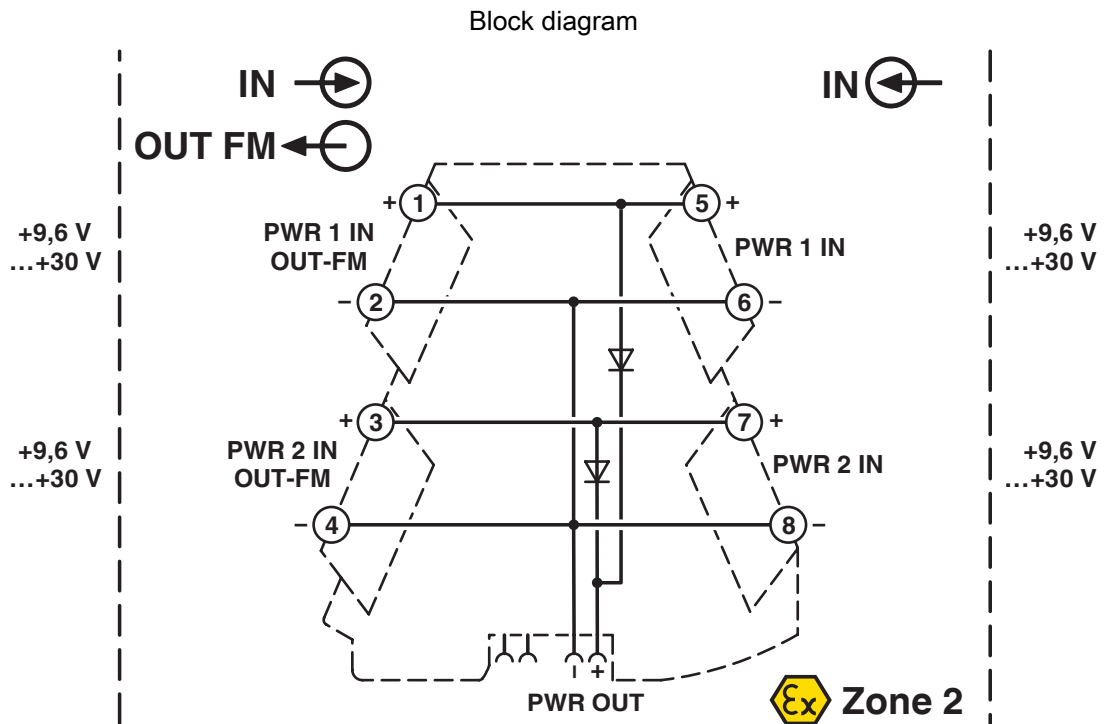
# MINI MCR-2-PTB - Power terminal block



2902066

<https://www.phoenixcontact.com/us/products/2902066>

## Drawings



# MINI MCR-2-PTB - Power terminal block





2902066

<https://www.phoenixcontact.com/us/products/2902066>


## Approvals

To download certificates, visit the product detail page: <https://www.phoenixcontact.com/us/products/2902066>


 **UL Listed**  
Approval ID: FILE E 238705


 **cUL Listed**  
Approval ID: FILE E 238705


**DNV**  
Approval ID: TAA00002UA


 **IECEx**  
Approval ID: IECEx BVS 20.0010X

 **cUL Listed**  
Approval ID: E196811

 **UL Listed**  
Approval ID: E196811

 **ATEX**  
Approval ID: BVS 20 ATEX E 014X

 **EAC Ex**  
Approval ID: TP012 103.01 00079

 **CCC**  
Approval ID: 2022122313115968

# MINI MCR-2-PTB - Power terminal block



2902066

<https://www.phoenixcontact.com/us/products/2902066>

## Classifications

### ECLASS

ECLASS-13.0	27371392
ECLASS-15.0	27371392

### ETIM

ETIM 10.0	EC002886
-----------	----------

### UNSPSC

UNSPSC 21.0	39121100
-------------	----------

# MINI MCR-2-PTB - Power terminal block



2902066

<https://www.phoenixcontact.com/us/products/2902066>

## Environmental product compliance

### EU RoHS

Fulfills EU RoHS substance requirements	Yes
Exemption	7(a), 7(c)-I

### China RoHS

Environment friendly use period (EFUP)	EFUP-50
	An article-related China RoHS declaration table can be found in the download area for the respective article under "Manufacturer declaration". For all articles with EFUP-E, no China RoHS declaration table issued and required.

### EU REACH SVHC

REACH candidate substance (CAS No.)	Lead(CAS: 7439-92-1)
	2,2',6,6'-tetrabromo-4,4'-isopropylidenediphenol(CAS: 79-94-7)
SCIP	8dfa4e6a-956d-4070-b6ae-c7b4a2f60968

Phoenix Contact 2026 © - all rights reserved  
<https://www.phoenixcontact.com>

Phoenix Contact USA  
586 Fulling Mill Road  
Middletown, PA 17057, United States  
(+717) 944-1300  
[info@phoenixcon.com](mailto:info@phoenixcon.com)